



US00D451301B1

(12) **United States Design Patent**
Abboud et al.

(10) **Patent No.:** **US D451,301 S**

(45) **Date of Patent:** **** Dec. 4, 2001**

(54) **TABLETOP HOUSING FOR VIDEO MONITOR AND PERIPHERALS**

D. 367,471 * 2/1996 Brown D14/304
D. 372,601 * 8/1996 Roberts et al. D6/422
5,806,943 * 9/1998 Dell et al. 312/223.3

(75) Inventors: **Joseph Abboud; Courtney Donnell,**
both of Bellevue, NE (US)

* cited by examiner

(73) Assignee: **CatEye9, LLC,** Omaha, NE (US)

Primary Examiner—Freda Nunn

(74) *Attorney, Agent, or Firm*—Darby & Darby

(**) Term: **14 Years**

(57) **CLAIM**

(21) Appl. No.: **29/114,027**

We claim the ornamental design for a tabletop housing for video monitor and peripherals, as shown and described.

(22) Filed: **Nov. 17, 1999**

DESCRIPTION

(51) **LOC (7) Cl.** **06-04**

(52) **U.S. Cl.** **D6/422**

(58) **Field of Search** D14/304, 305,
D14/306, 307; D6/422–428; 312/223.1–223.3

FIG. 1 is a top, front, and right side perspective view of our new design for a tabletop housing for a video monitor and peripherals; and,

FIG. 2 is a top, front and right side perspective view of our new design with the tabletop open.

The broken lines are shown in the views for illustrative purposes only and form no part of the claimed design.

(56) **References Cited**

U.S. PATENT DOCUMENTS

D. 216,712 * 3/1970 Cooper D6/422
D. 360,545 * 7/1995 Lechman D6/422

1 Claim, 2 Drawing Sheets

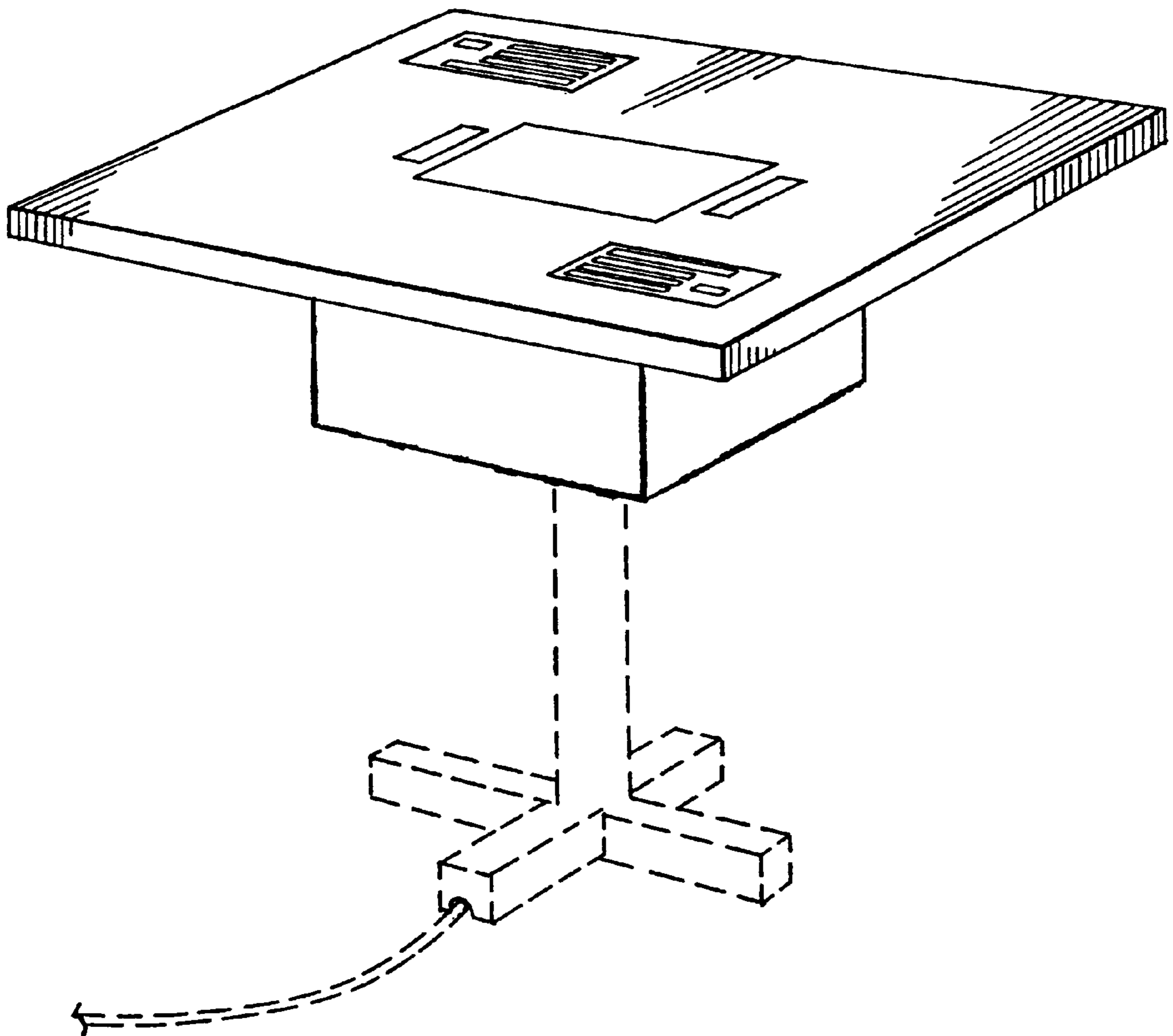
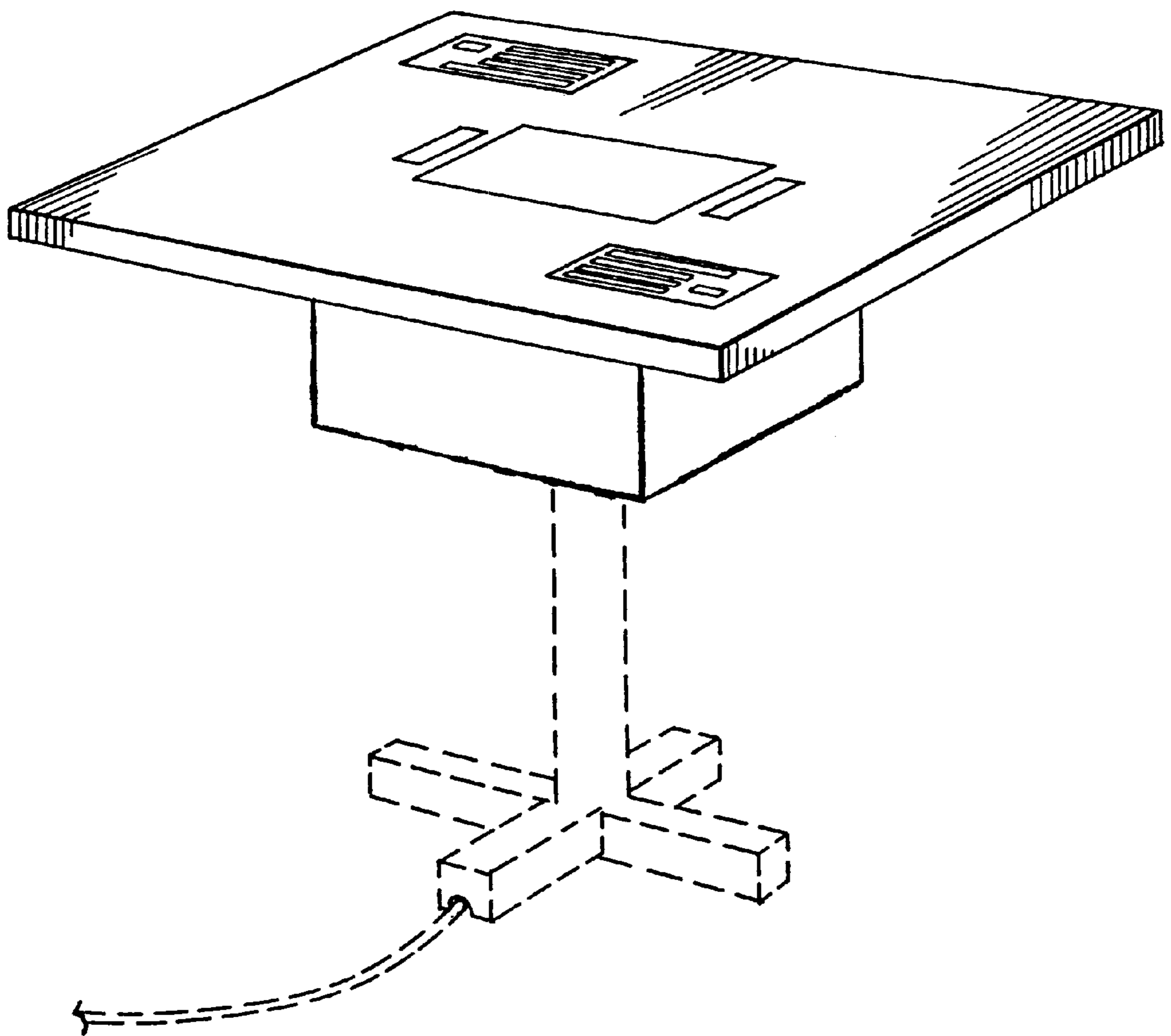


FIG. 1



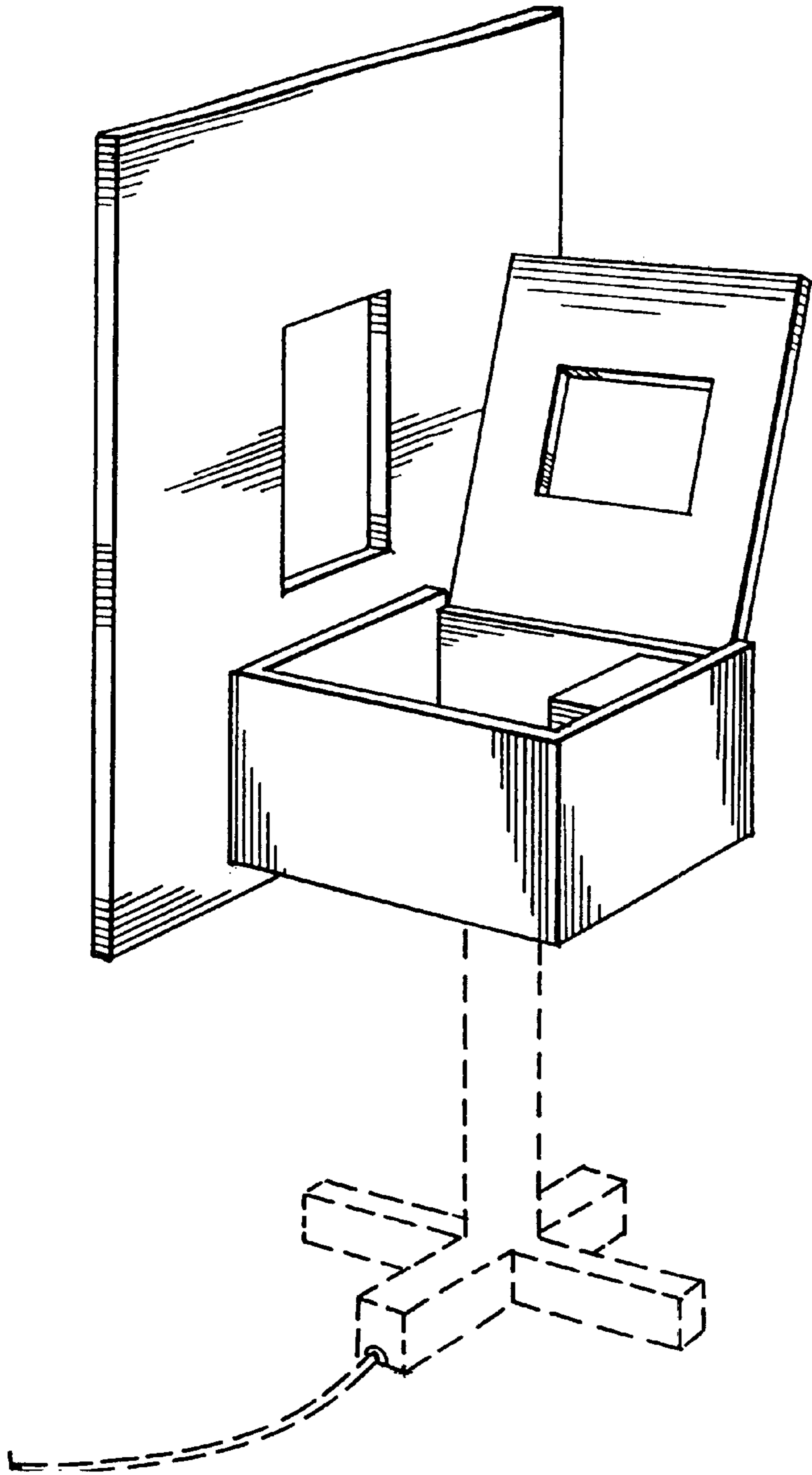


FIG. 2