



US00D451299B1

(12) **United States Design Patent**  
**Cheng**

(10) **Patent No.:** **US D451,299 S**

(45) **Date of Patent:** **\*\* Dec. 4, 2001**

(54) **PEDESTAL OF FIXED POSITION FOR A CD-BOX**

(76) **Inventor:** **Shi-Ho Cheng**, No. 35, Zhi-Chi Street, Wu Ri Hsiang, Taichung Hsien (TW)

(\*\*) **Term:** **14 Years**

(21) **Appl. No.:** **29/132,117**

(22) **Filed:** **Nov. 3, 2000**

(51) **LOC (7) Cl.** ..... **06-04**

(52) **U.S. Cl.** ..... **D6/407; D6/626**

(58) **Field of Search** ..... D3/201; D6/407, D6/408, 626-635; D14/475, 478, 479, 496; 206/232, 307.1, 308.1, 308.3, 309, 311, 312, 313, 387.13, 396, 397, 398, 408, 459.1; 369/37, 75.2, 291; 379/355

(56) **References Cited**

**U.S. PATENT DOCUMENTS**

D. 221,237	*	7/1971	Connan	.....	D6/407
D. 319,540	*	9/1991	Hehn	.....	D6/509
D. 333,381	*	2/1993	Sankey et al.	.....	D6/509
D. 421,870	*	3/2000	Boucard	.....	D6/627
D. 426,721	*	6/2000	Benden, Jr. et al.	.....	D6/407
D. 426,978	*	6/2000	Belden, Jr. et al.	.....	D6/407
D. 439,435	*	3/2001	Belden, Jr. et al.	.....	D6/407
4,120,398	*	10/1978	Braddon, Sr.	.....	206/408
5,417,324	*	5/1995	Joyce et al.	.....	206/310
5,775,491	*	7/1998	Taniyama	.....	206/308.1

5,887,713	*	3/1999	Smith et al.	.....	206/308.1
5,896,986	*	4/1999	Bologna et al.	.....	206/310
5,944,181	*	8/1999	Lau	.....	206/308.1
5,950,822	*	9/1999	Cloran et al.	.....	206/310
6,044,968	*	4/2000	Iampen	.....	206/304
6,085,900	*	7/2000	Wong	.....	206/308.1
6,123,192	*	9/2000	Rufo, Jr.	.....	206/310
6,250,461	*	6/2001	Hu	.....	206/310

\* cited by examiner

*Primary Examiner*—Celia Murphy

(74) *Attorney, Agent, or Firm*—Dougherty & Troxell

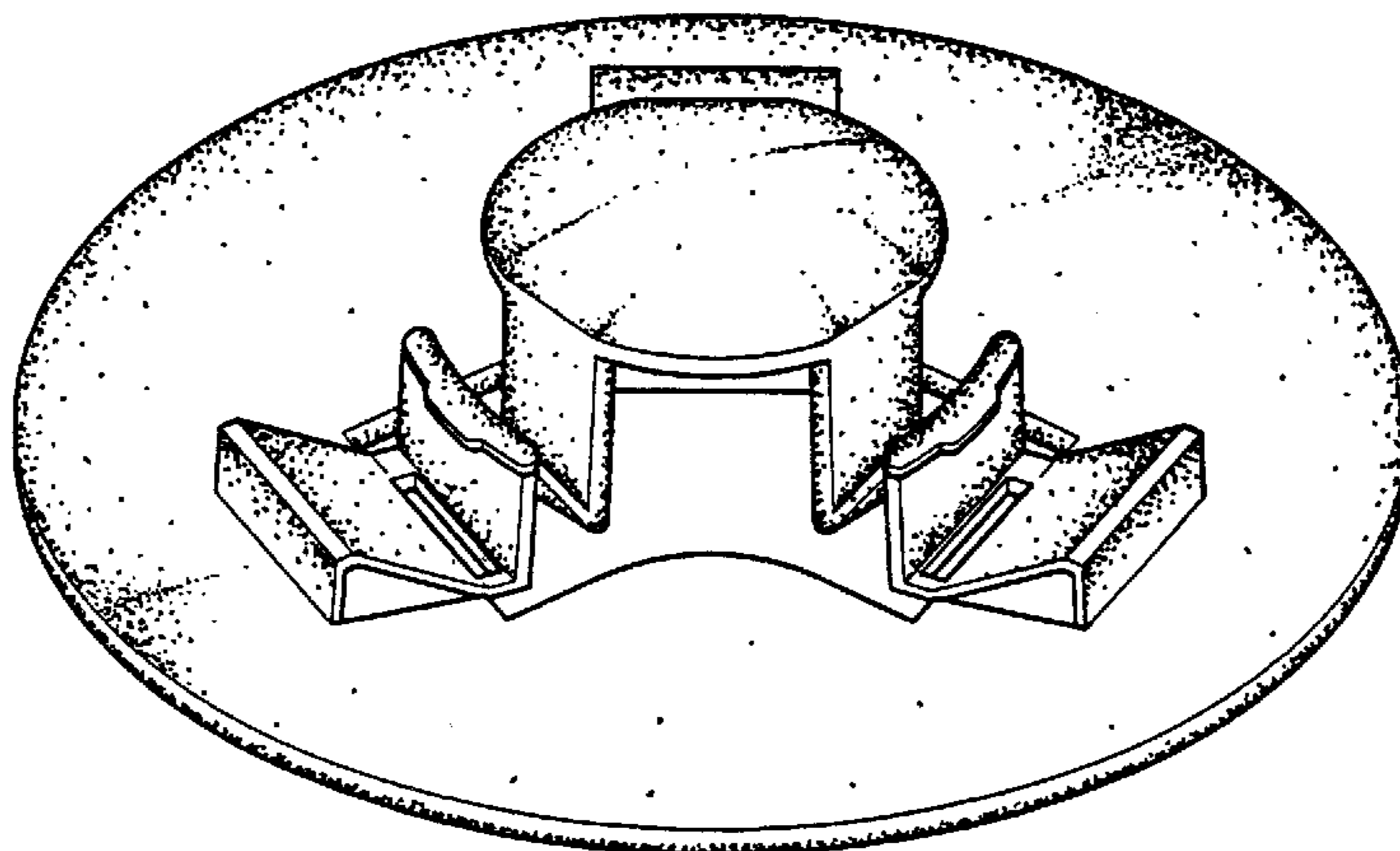

(57) **CLAIM**

I claim the ornamental design for a pedestal of fixed position for a CD-box, as shown and described.

**DESCRIPTION**

FIG. 1 is a front elevational view of a pedestal of fixed position for a CD-box, showing my new design; FIG. 2 is a rear elevational view thereof; FIG. 3 is a bottom plan view thereof; FIG. 4 is a top plan view thereof; FIG. 5 is a left side elevational view thereof; FIG. 6 is a right side elevational view thereof; FIG. 7 is a perspective view thereof; and, FIG. 8 is a reduced perspective view thereof, showing how design is used. The broken lines showing the CD-box are included to illustrate the environment in which the design resides, yet forms no part of the claim.

**1 Claim, 8 Drawing Sheets**






Fig 1

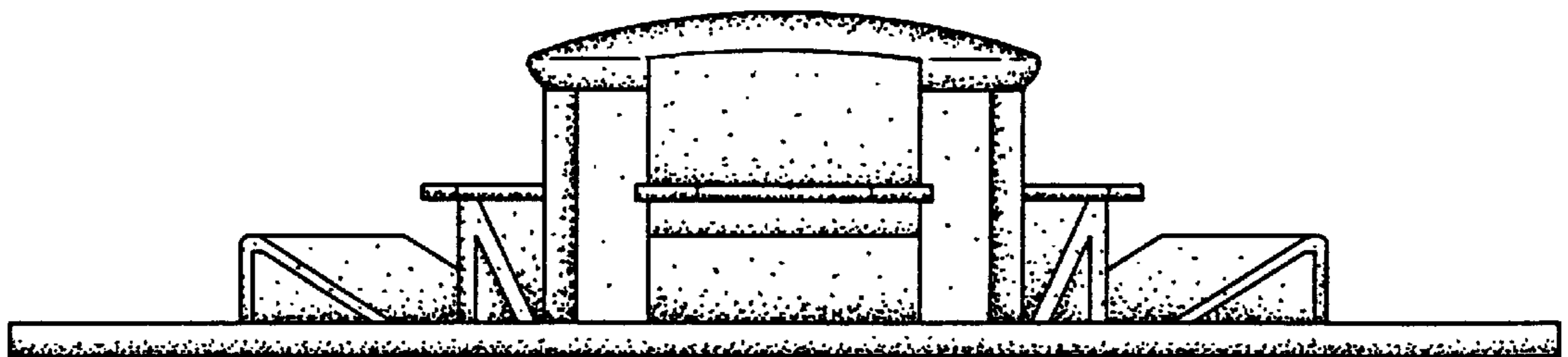


Fig 2

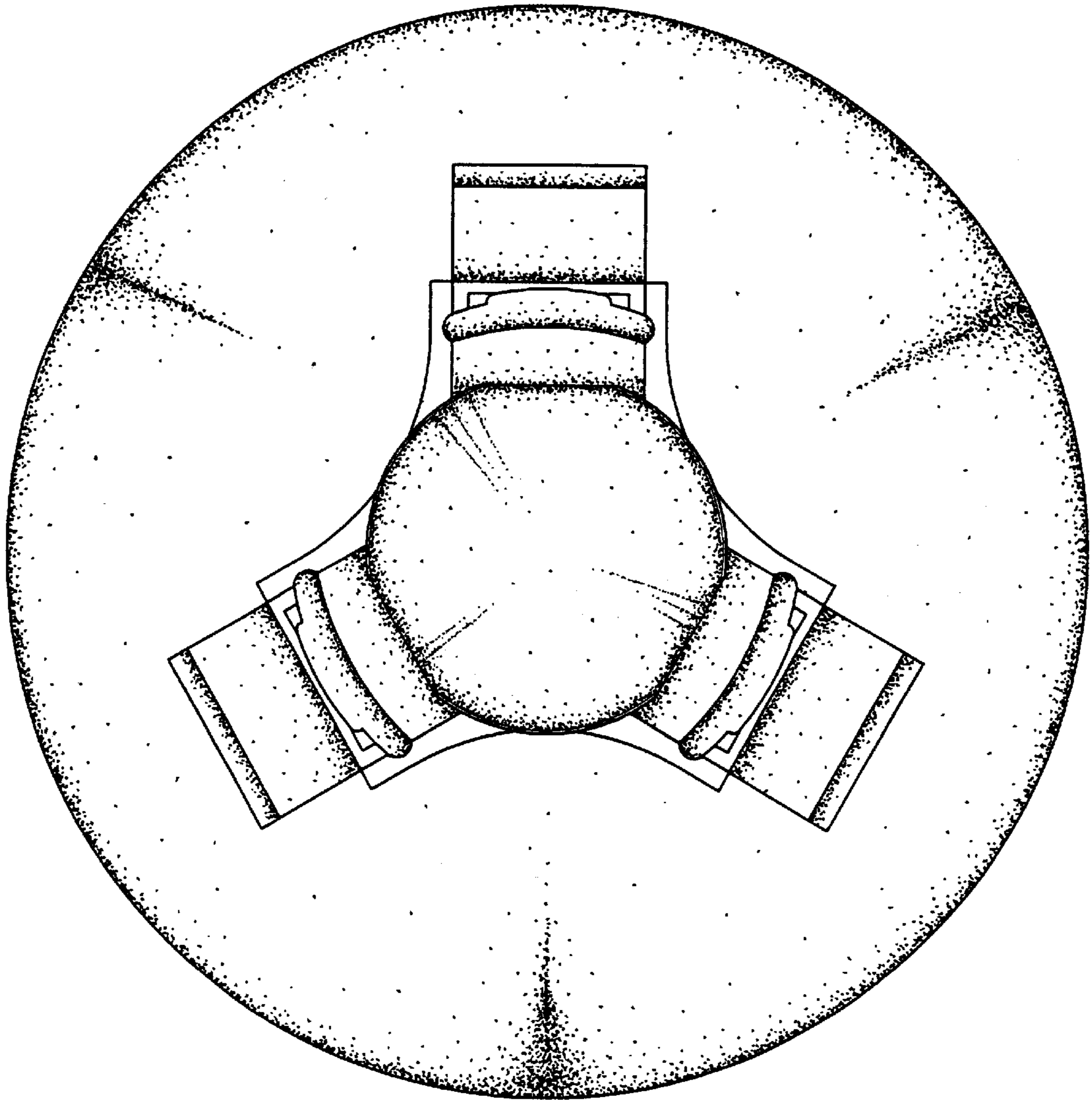


Fig 3



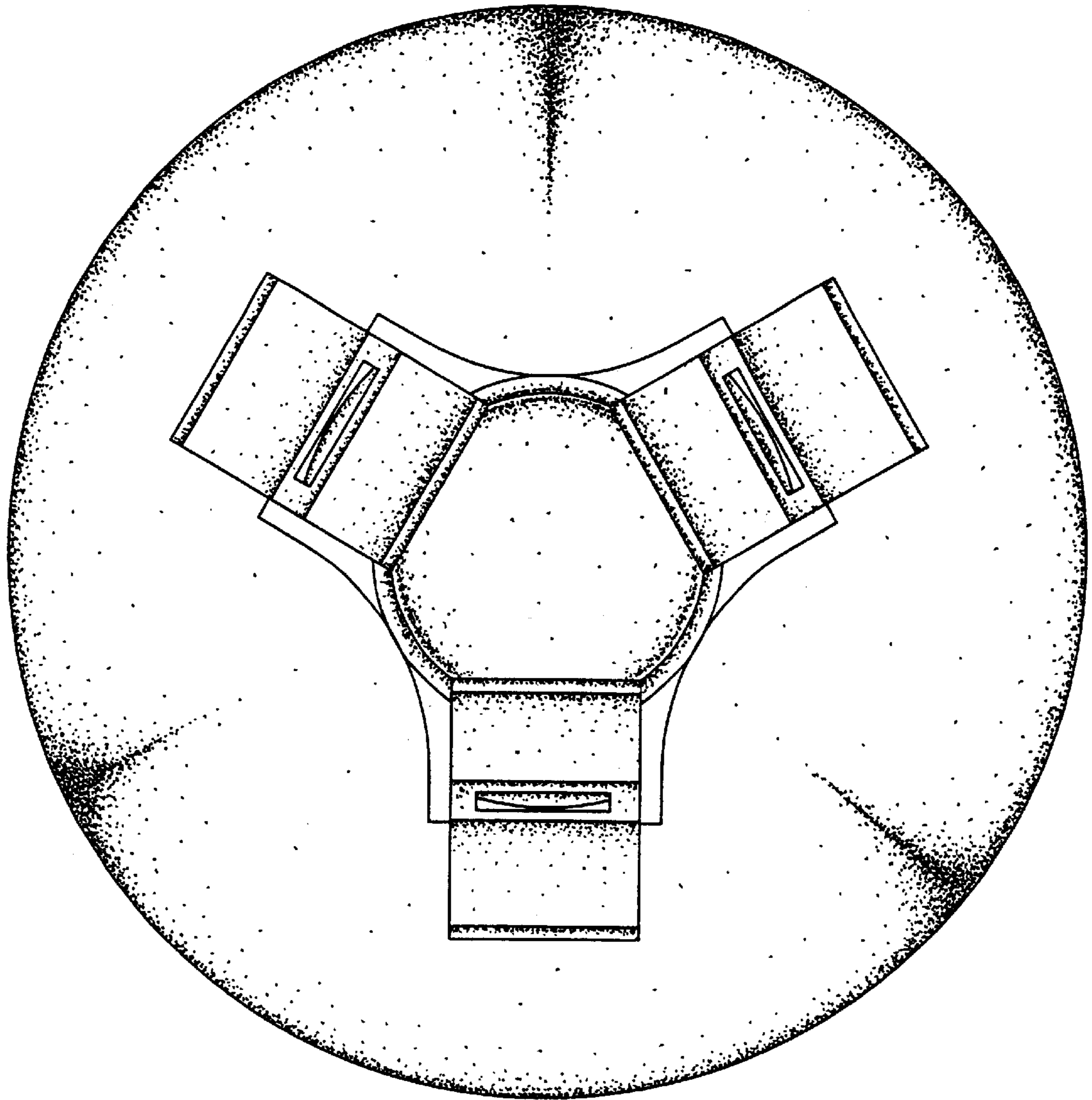


Fig 4

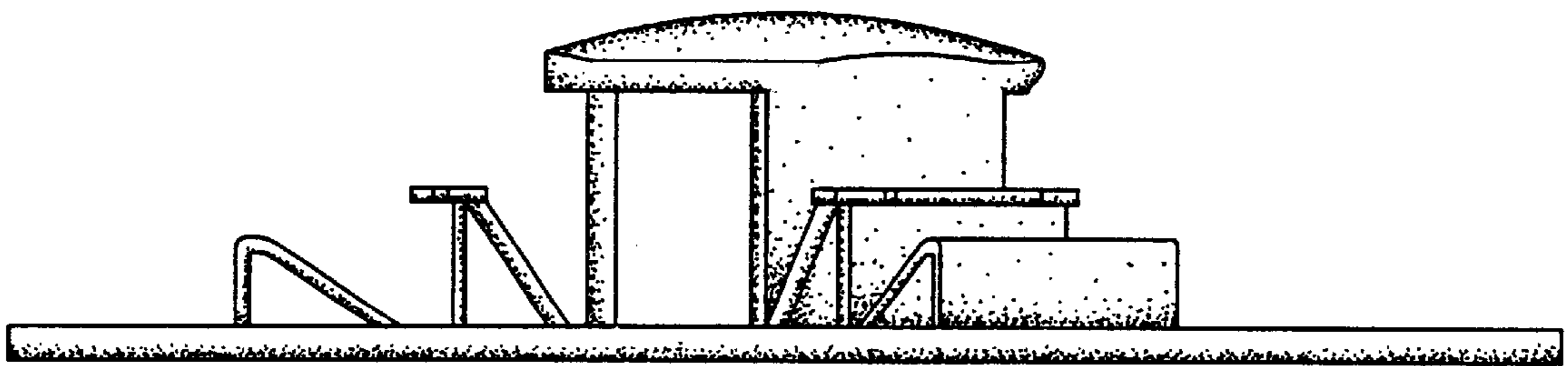


Fig 5

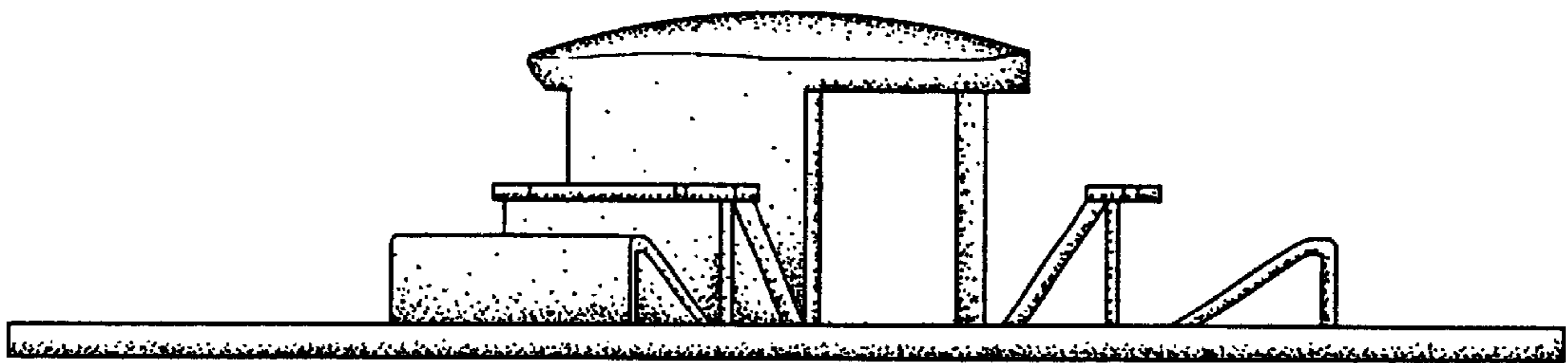


Fig 6

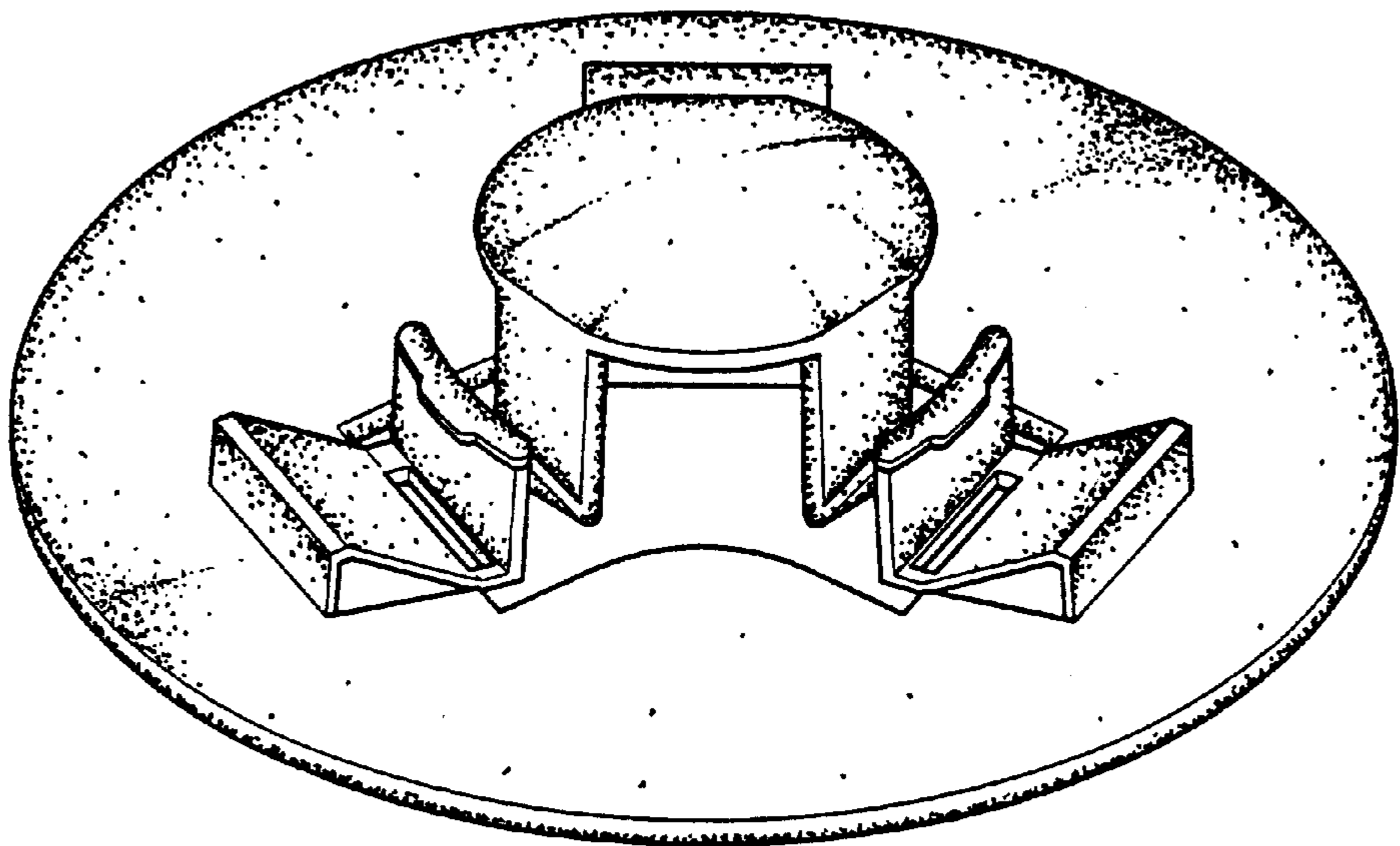


Fig 7



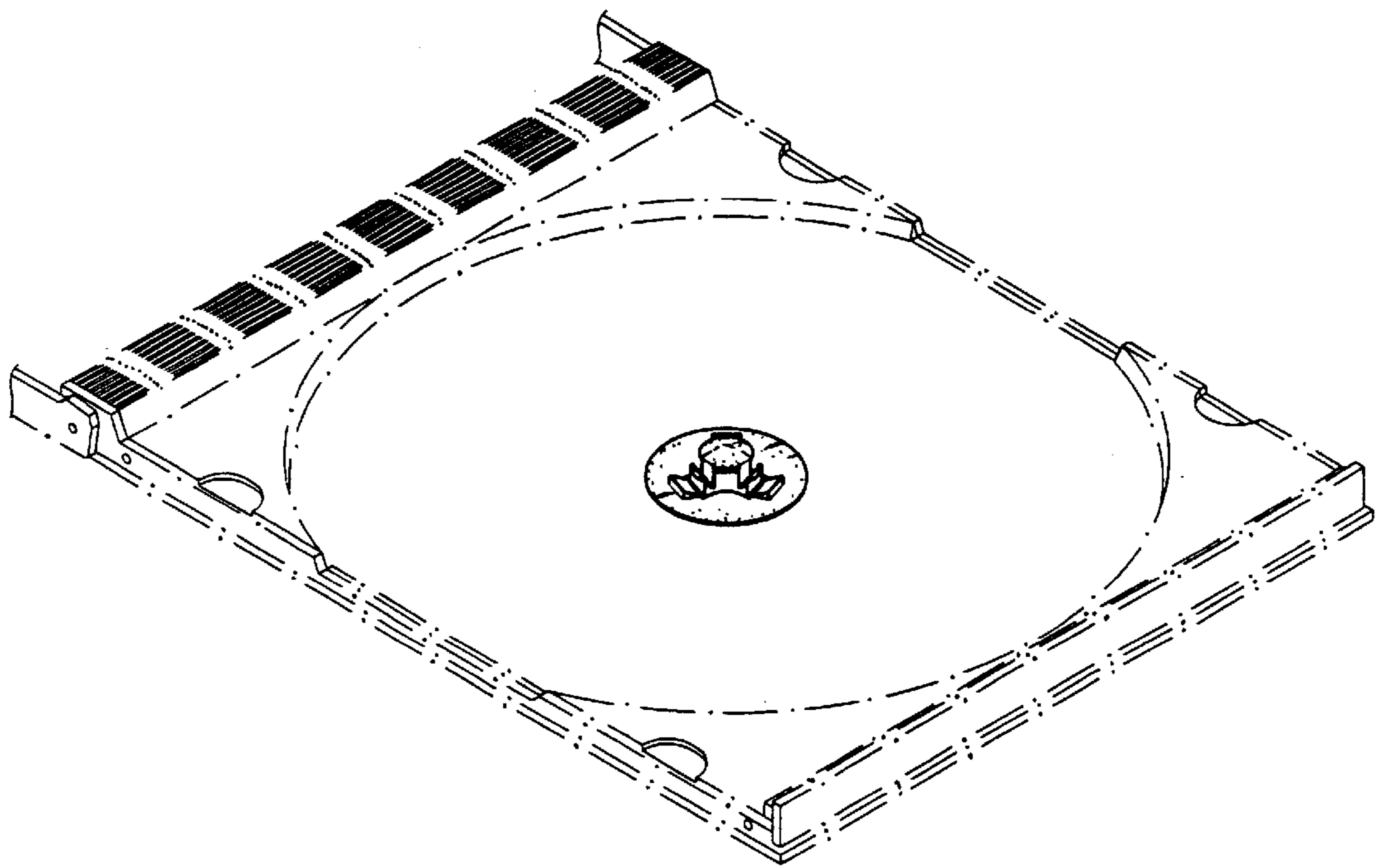


Fig 8