

US00D451287B1

(12) **United States Design Patent** (10) **Patent No.:** **US D451,287 S**  
**Ingram** (45) **Date of Patent:** **\*\* Dec. 4, 2001**

(54) **TOOL HAVING A SCRAPER AND A PIVOTALLY-MOUNTED BRUSH**  
(75) Inventor: **Vicki Ingram**, Emporia, KS (US)  
(73) Assignee: **Hopkins Manufacturing Corporation**, Emporia, KS (US)  
(\*\*) Term: **14 Years**  
(21) Appl. No.: **29/128,689**  
(22) Filed: **Aug. 29, 2000**  
(51) **LOC (7) Cl.** ..... **04-01**  
(52) **U.S. Cl.** ..... **D4/118; D32/42; D32/49**  
(58) **Field of Search** ..... D4/118, 132, 134, D4/138; 15/143.1, 172, 105, 111, 117, 236.01, 236.02, 236.05, 236.06, 236.08; D32/40, 42, 46, 48, 49; 16/110.1, 430, 431

(56) **References Cited**  
**U.S. PATENT DOCUMENTS**

146,713	1/1874	Ryan .
D. 228,585	10/1973	Spydevold .
D. 246,414	11/1977	Hopkins et al. .
D. 258,779	4/1981	Hopkins et al. .
D. 265,269	7/1982	Frantz .
D. 267,291	12/1982	Hopkins et al. .
D. 269,054	5/1983	Bauer .
D. 327,368	6/1992	Ziehut .
D. 335,771	5/1993	Mallory et al. .
D. 336,783	6/1993	Hopkins et al. .
D. 337,436	7/1993	Hopkins .
D. 345,057	3/1994	Hopkins et al. .
D. 364,720	11/1995	Francis et al. .
D. 394,923	6/1998	Hellinger et al. .
D. 422,125	3/2000	Sneed et al. .
D. 422,146	4/2000	Sneed et al. .
511,769	1/1894	Gladding .
1,887,913	11/1932	Bell .

2,719,995	10/1955	Hohenstein .
2,792,584	5/1957	Fryda .
3,017,649	1/1962	Racicot .
3,051,975	9/1962	Schwartz .
4,041,564	8/1977	Schlicher .
4,305,175	12/1981	Burgess, Jr. .
4,719,660	1/1988	Hopkins .
4,984,324	1/1991	Farris .

*Primary Examiner*—Alan P. Douglas  
*Assistant Examiner*—Lavone Tabor  
(74) *Attorney, Agent, or Firm*—Hovey, Williams, Timmons & Collins

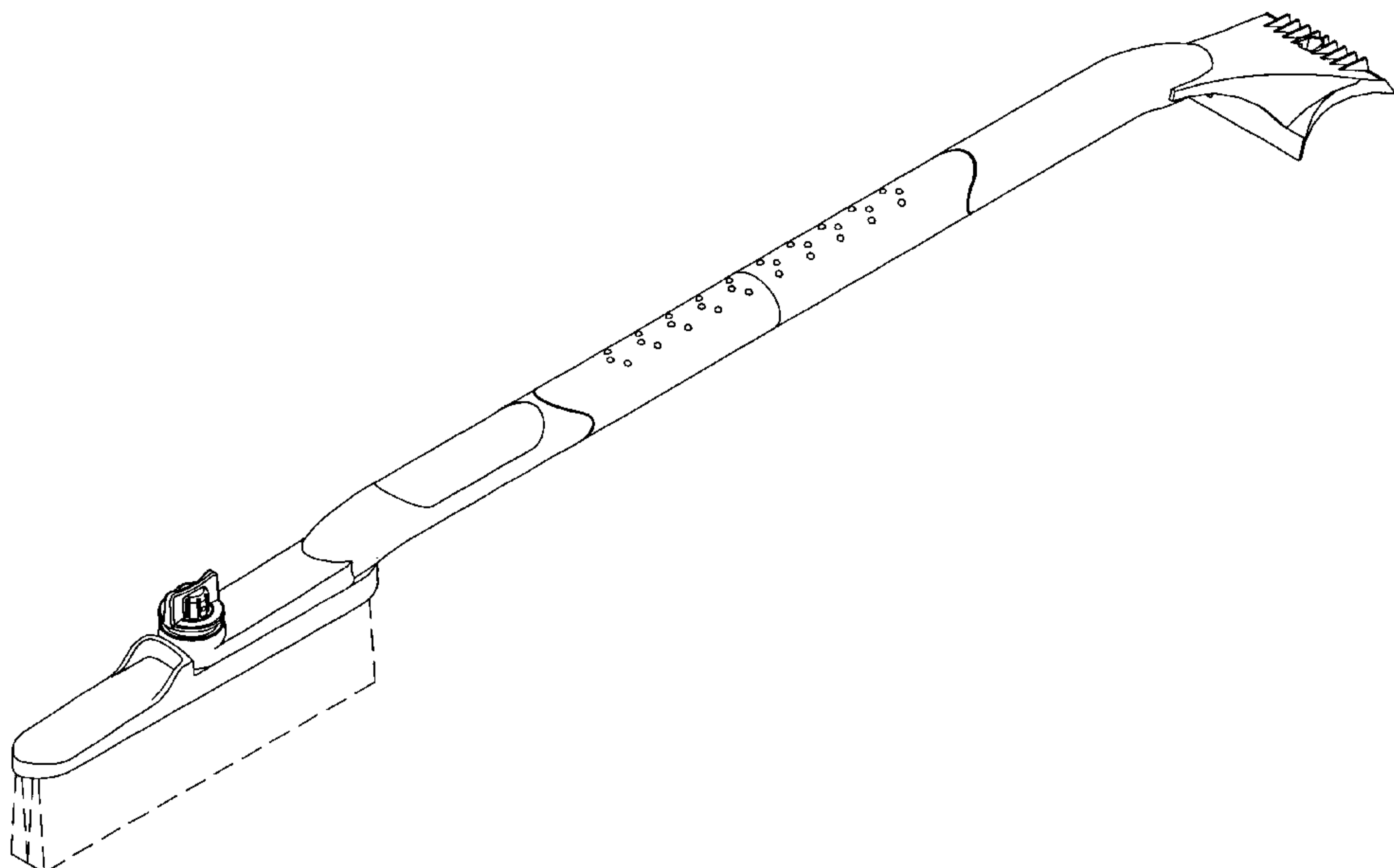
(57) **CLAIM**

The ornamental design for a tool having a scraper and a pivotally-mounted brush, as shown and described.

**DESCRIPTION**

FIG. 1 is an isometric view of a tool having a scraper and a pivotally-mounted brush embodying my design, the broken lines representing the brush are for illustrative purposes only and therefore form no part of the claimed design;  
FIG. 2 is top plan view of the tool having a scraper and a pivotally-mounted brush;  
FIG. 3 is a left side elevational view of the tool having a scraper and a pivotally-mounted brush, with the right side elevational view being a mirror image thereof, the brush being illustrated in broken lines for the reasons noted above;  
FIG. 4 is bottom plan view of the tool having a scraper and a pivotally-mounted brush;  
FIG. 5 is a front elevational view of the snow and ice scraper and brush, with the brush being illustrated in broken lines for the reasons noted above; and,  
FIG. 6 is a rear elevational view of the snow and ice scraper and brush, with the brush being illustrated in broken lines for the reasons noted above.

**1 Claim, 2 Drawing Sheets**



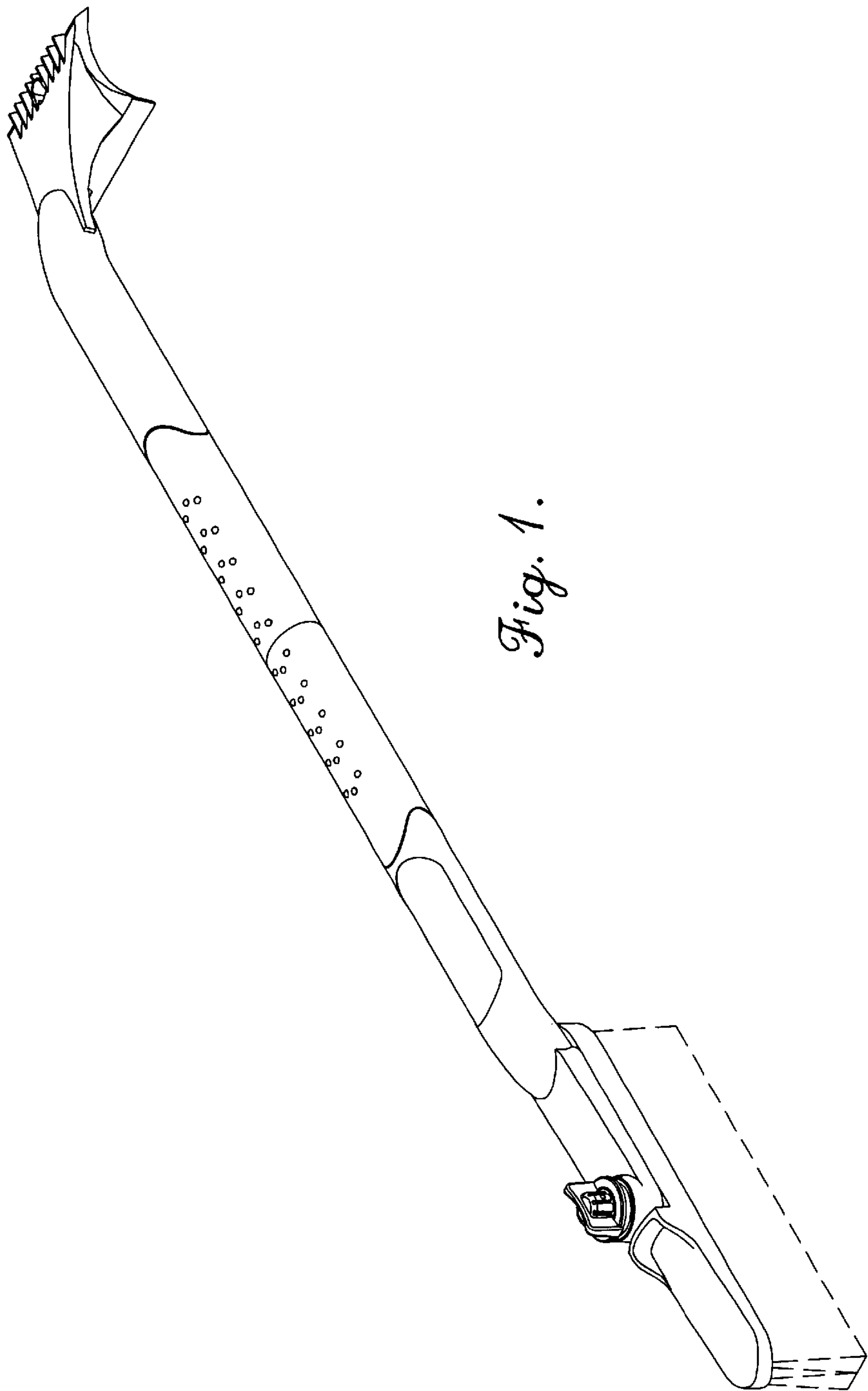


Fig. 1.

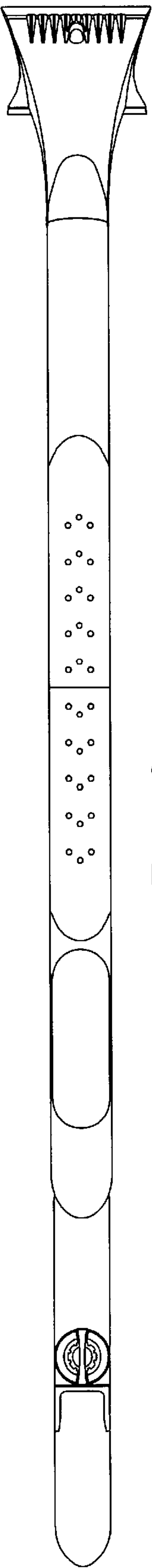


Fig. 2.




Fig. 3.

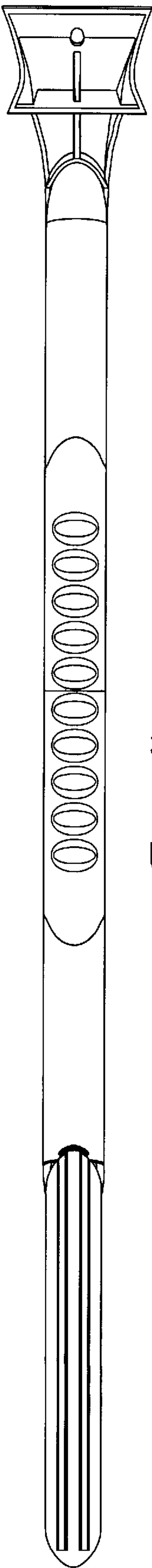


Fig. 4.

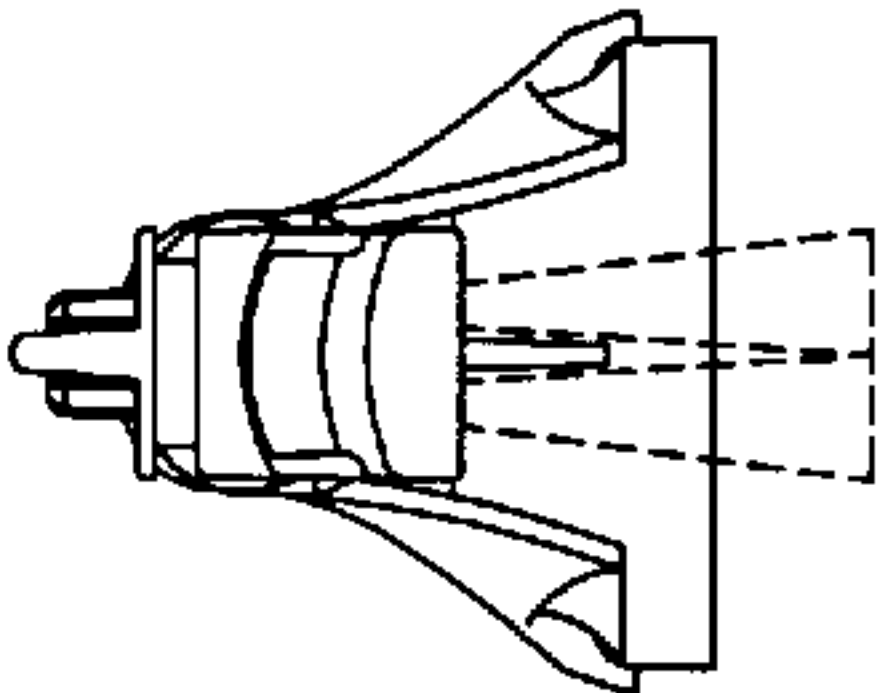


Fig. 5.

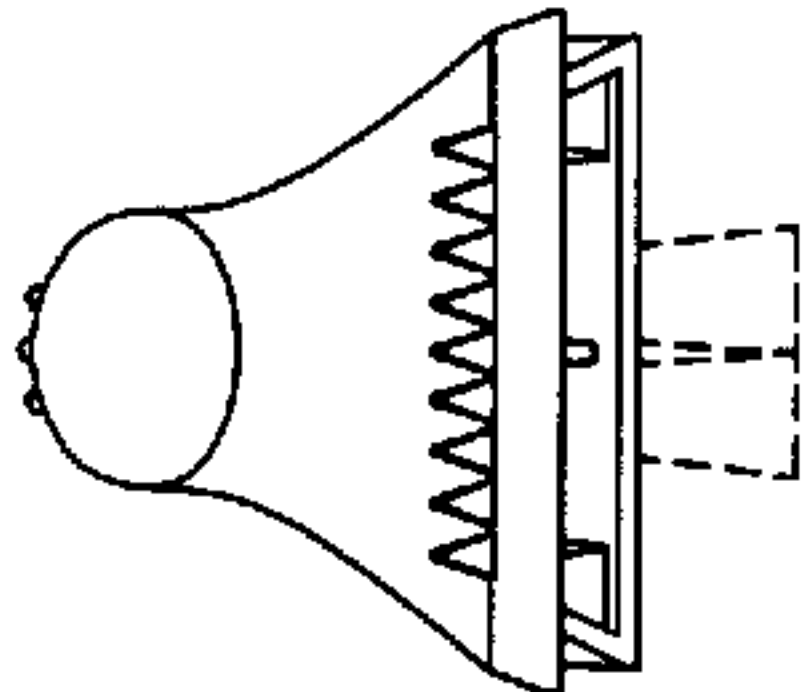


Fig. 6.