



US00D451283B1

(12) **United States Design Patent**
Moskovich et al.

(10) **Patent No.:** **US D451,283 S**
(45) **Date of Patent:** **** Dec. 4, 2001**

(54) **SELF-STANDING TOOTHBRUSH HANDLE**

D. 419,774 * 2/2000 Langue D4/104
4,911,187 * 3/1990 Castillo 15/167.1
5,272,784 * 12/1993 Levin 15/167.1
5,815,874 * 10/1998 Weihrauch 15/159.1

(75) Inventors: **Robert Moskovich**, New Brunswick,
NJ (US); **Eyal Eliav**, New York, NY
(US); **Eric Chan**, New York, NY (US);
Kyoungeun Ahn, New York, NY (US)

FOREIGN PATENT DOCUMENTS

29917295 * 2/2000 (DE) .

(73) Assignee: **Colgate-Palmolive Company**, New
York, NY (US)

* cited by examiner

(**) Term: **14 Years**

Primary Examiner—Alan P. Douglas

Assistant Examiner—Lavone Tabor

(21) Appl. No.: **29/122,432**

(74) *Attorney, Agent, or Firm*—Henry S. Goldfine

(22) Filed: **Apr. 27, 2000**

(57) **CLAIM**

The ornamental design for a self-standing toothbrush
handle, as shown and described.

Related U.S. Application Data

DESCRIPTION

(63) Continuation-in-part of application No. 09/473,512, filed on
Dec. 28, 1999, which is a continuation-in-part of application
No. 09/302,138, filed on Apr. 29, 1999.

FIG. 1 is a perspective view of a self-standing toothbrush
handle of our new design;

(51) **LOC (7) Cl.** **04-02**

(52) **U.S. Cl.** **D4/104**

FIG. 2 is a left side elevation view thereof; the right side
elevation being a mirror image of the left side elevation as
shown herein in FIG. 2;

(58) **Field of Search** D4/104–112, 132,
D4/134, 138; 15/143.1, 159.1, 160, 167.1,
167.2; 132/308; 601/139, 141; 16/110.1,
430

FIG. 3 is a front elevation view thereof;

FIG. 4 is a back elevation view thereof; and,

FIG. 5 is a top plan view thereof.

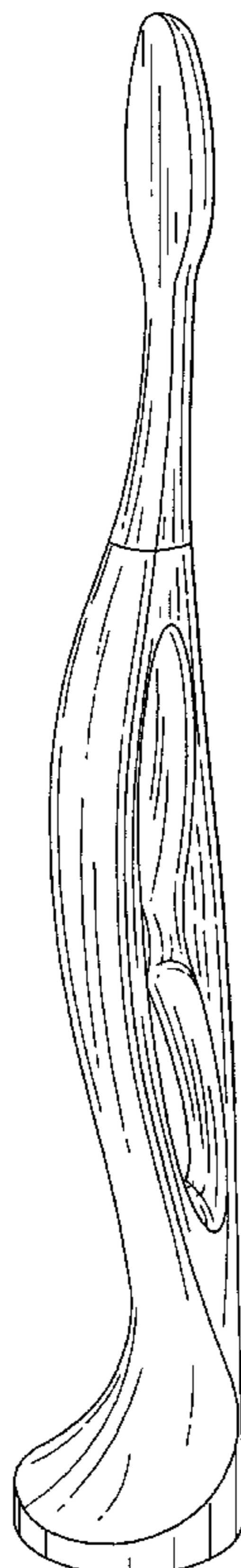
(56) **References Cited**

The bottom of the self-standing toothbrush handle forms no
part of the claimed design.

U.S. PATENT DOCUMENTS

D. 410,787 * 6/1999 Barre et al. D4/104

1 Claim, 2 Drawing Sheets



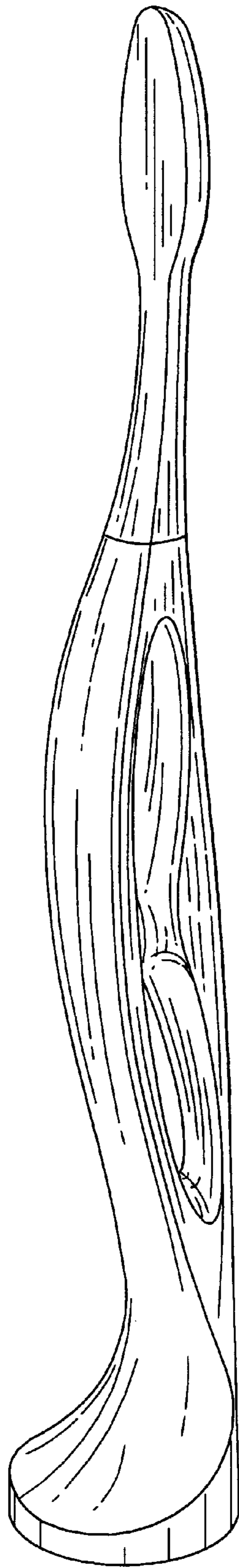


FIG. 1

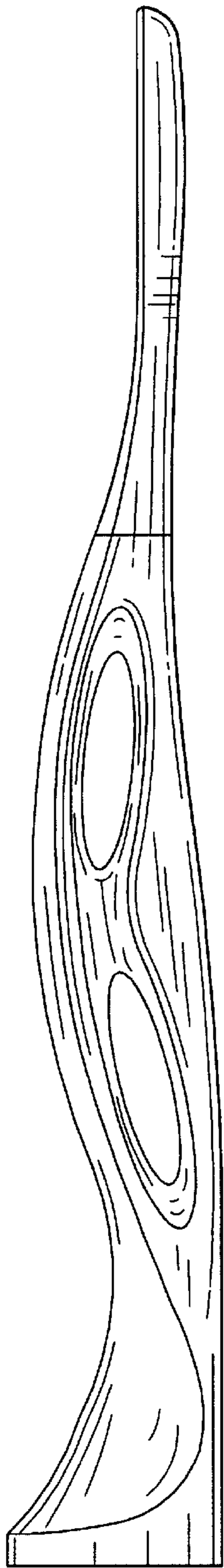


FIG. 2

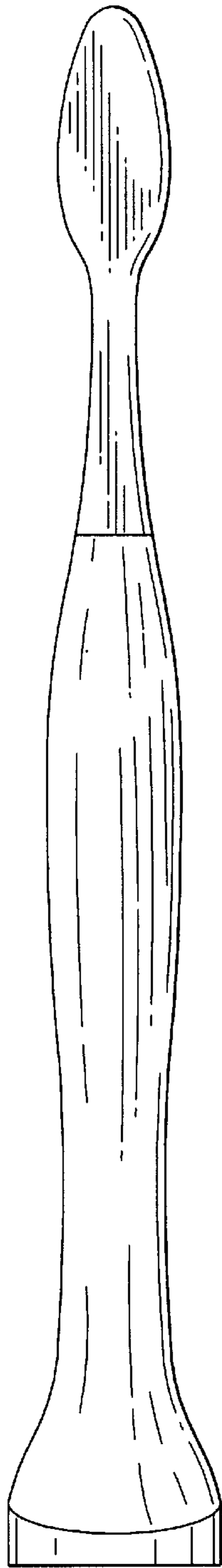


FIG. 3

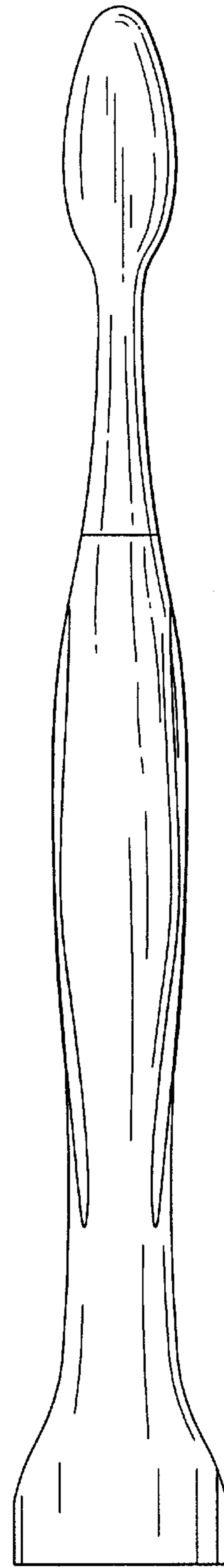


FIG. 4




FIG. 5