



US00D451271B1

(12) **United States Design Patent**
Gerber

(10) **Patent No.:** **US D451,271 S**

(45) **Date of Patent:** **** Dec. 4, 2001**

(54) **PORTION OF A SHOE UPPER**

(75) **Inventor:** **Marni Gerber, West Linn, OR (US)**

(73) **Assignee:** **Nike, Inc., Beaverton, OR (US)**

(**) **Term:** **14 Years**

(21) **Appl. No.:** **29/143,849**

(22) **Filed:** **Jun. 22, 2001**

(51) **LOC (7) Cl.** **02-99**

(52) **U.S. Cl.** **D2/972**

(58) **Field of Search** D2/896, 902, 907,
D2/943, 944, 946, 969, 972, 973; 36/45,
50.1, 51, 77 M, 77 R, 81, 83, 88, 113,
114, 126-130

OTHER PUBLICATIONS

Nike Footwear Catalog Spring 1985, p. 39, published Dec. 1984.

Nike Footwear Catalog Spring 1989, p. 120, published Jun. 1988.

Nike Footwear Catalog Holiday 1995, p. 17, published Mar. 1995.

Nike Footwear Catalog Late Spring 1996, p. 73, published Aug. 1995.

Nike Footwear Catalog Holiday 1996, p. 79, published Mar. 1996.

Nike Footwear Catalog Fall 1997, pp. 50, 92, published Dec. 1996.

Nike Footwear Catalog Late Fall 1998, p. 164, published Mar. 1998.

Nike Footwear Catalog Spring 1999, p. W60, published Jun. 1998.

Nike Footwear Catalog Late Spring 1999, p. W94, published Sep. 1998.

(List continued on next page.)

(56) **References Cited**

U.S. PATENT DOCUMENTS

D. 97,613	11/1935	Mackey .	
D. 233,636	11/1974	Schneider .	
D. 268,065	3/1983	Spreng .	
D. 292,943	* 12/1987	Tong	D2/969
D. 377,410	1/1997	Crowley .	
D. 377,709	2/1997	Tinkler .	
D. 380,077	6/1997	Preskar et al. .	
D. 383,294	* 9/1997	Lozano	D2/972
D. 384,800	10/1997	Rask .	
D. 391,068	2/1998	Aveni et al. .	
D. 397,861	* 9/1998	Teague	D2/972
D. 412,235	7/1999	Taylor et al. .	
D. 430,723	9/2000	Kim .	
D. 431,713	10/2000	Wilson .	
D. 432,292	10/2000	Kim .	
D. 432,776	10/2000	McDowell .	
D. 439,734	4/2001	Wilson .	
D. 440,753	* 4/2001	Morris	D2/972
3,138,880	6/1964	Kunzli .	
4,393,605	7/1983	Spreng .	
4,447,971	5/1984	Bente .	

Primary Examiner—Dominic Simone

(74) *Attorney, Agent, or Firm*—Banner & Witcoff, Ltd.

(57) **CLAIM**

The ornamental design for a portion of a shoe upper, as shown and described.

DESCRIPTION

FIG. 1 is a perspective view of a portion of a shoe upper showing my new design;

FIG. 2 is a side elevational view of one side thereof;

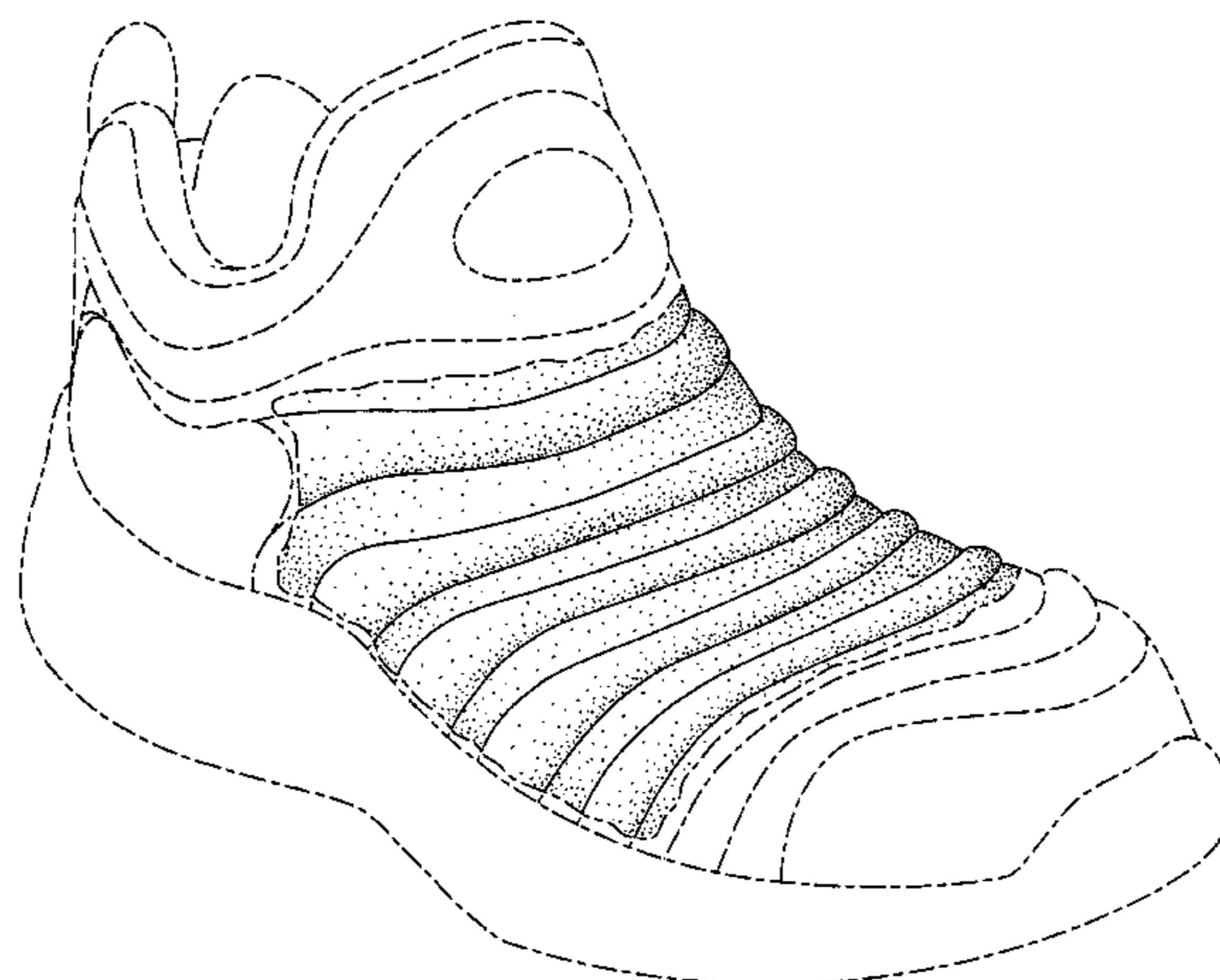
FIG. 3 a side elevational view of the other side thereof;

FIG. 4 is a top plan view thereof; and,

FIG. 5 is a front elevational view thereof.

The uneven broken lines immediately adjacent to the shaded area represent the bounds of the claimed design. The uneven broken line showing of the remainder of the shoe is for illustrative purposes only and forms no part of the claimed design.

1 Claim, 5 Drawing Sheets



OTHER PUBLICATIONS

Nike Footwear Catalog Spring 2000, p. W71, published Jul. 1999.

Nike Footwear Catalog Holiday 2000, p. M11, published Mar. 2000.

Nike Footwear Catalog Fall 2001, p. W129, published Nov. 2000.

Nike Footwear Catalog Spring 2001, pp. W3, W12, published Jun. 2000.

Nike Footwear Catalog Holiday 2001, pp. M4, M51, published Mar. 2000.

* cited by examiner

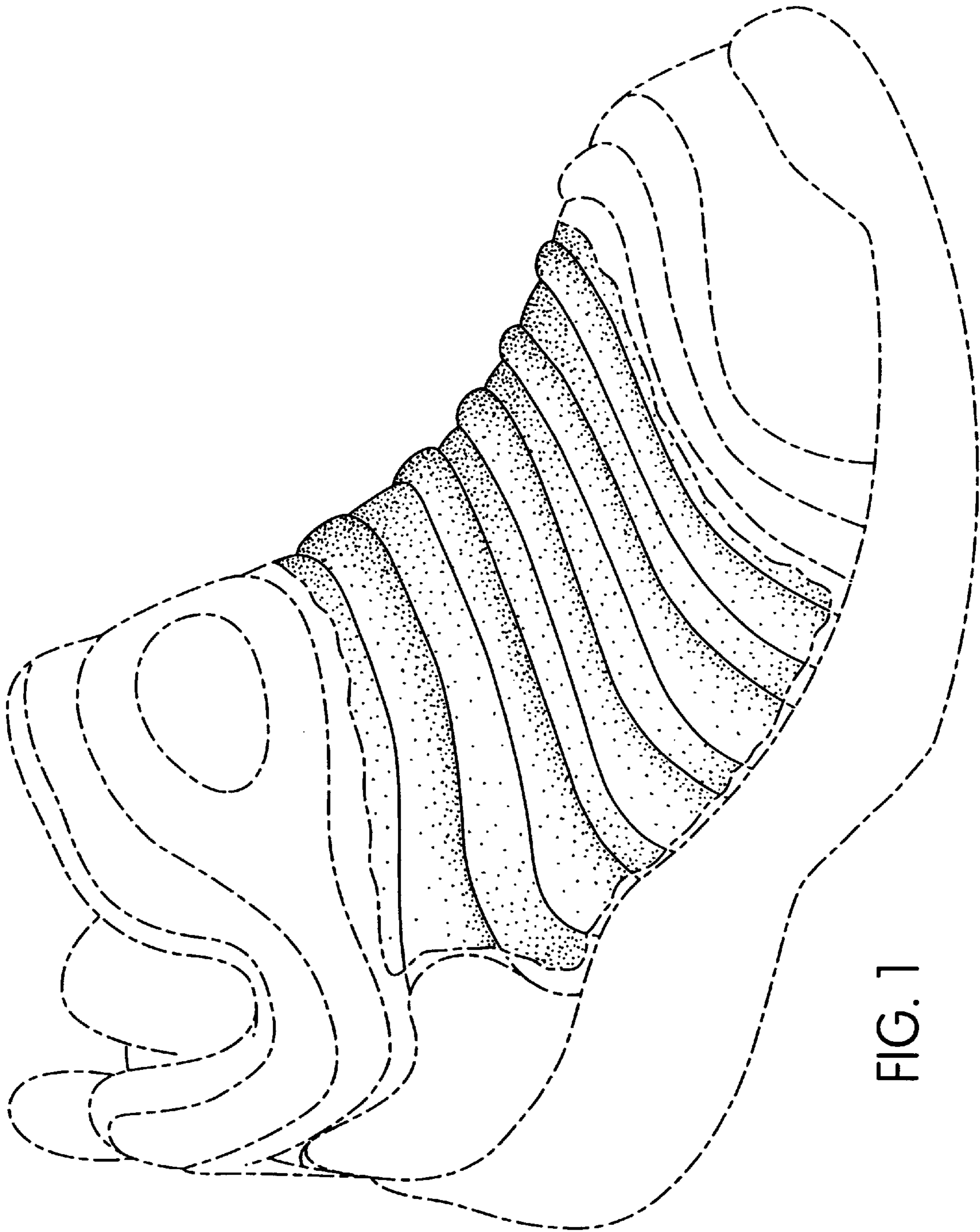


FIG. 1

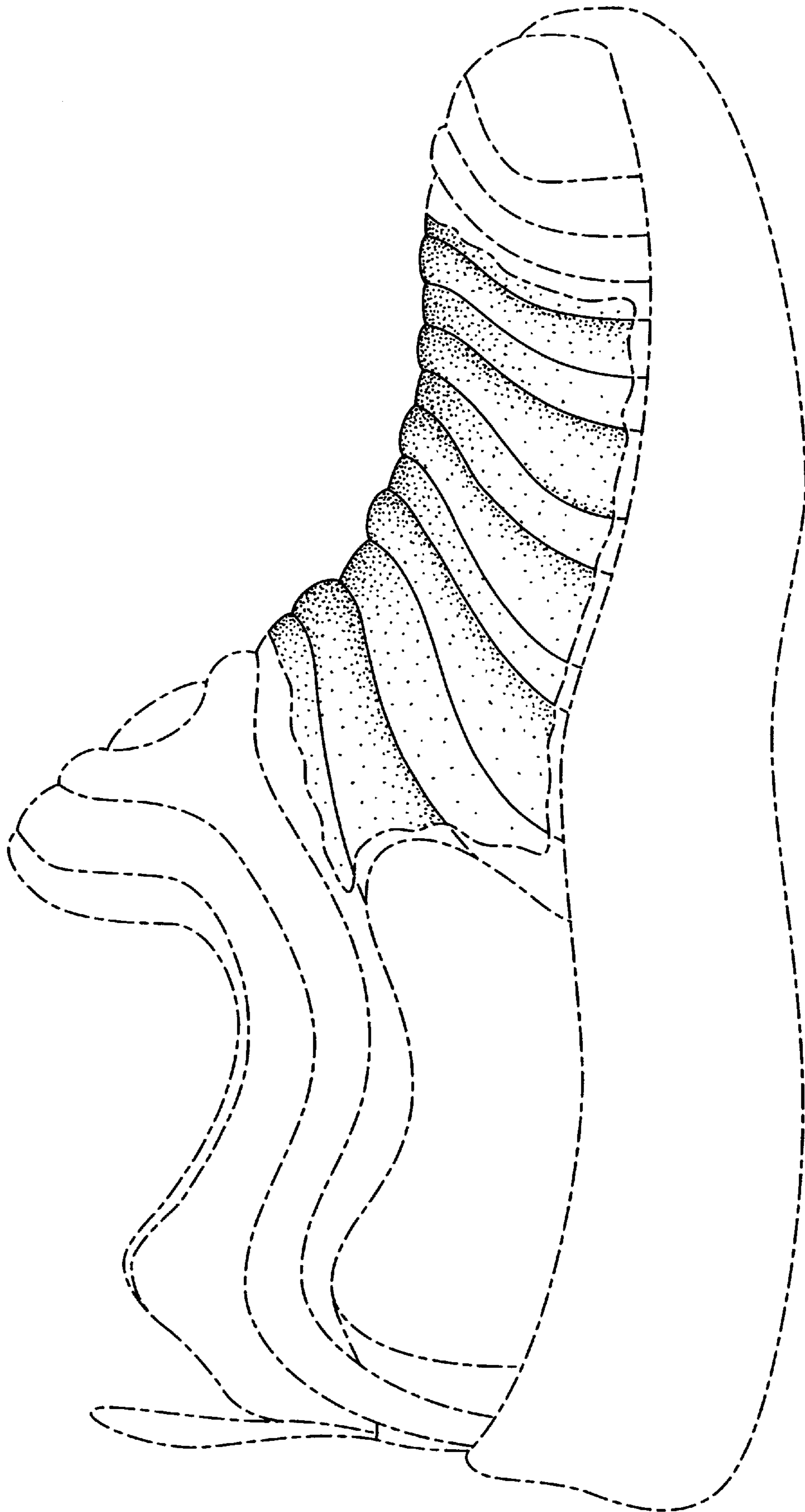


FIG. 2

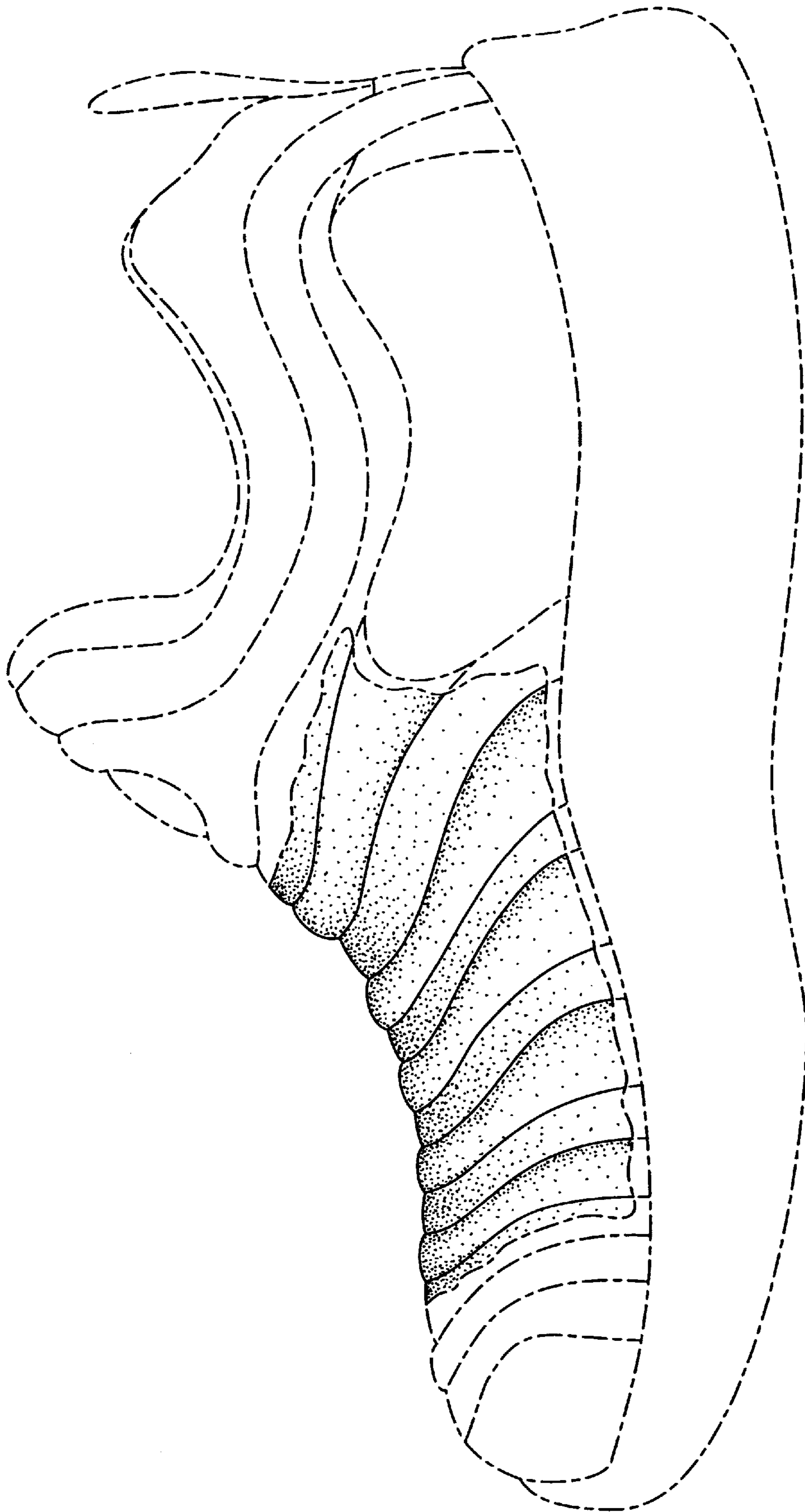


FIG. 3

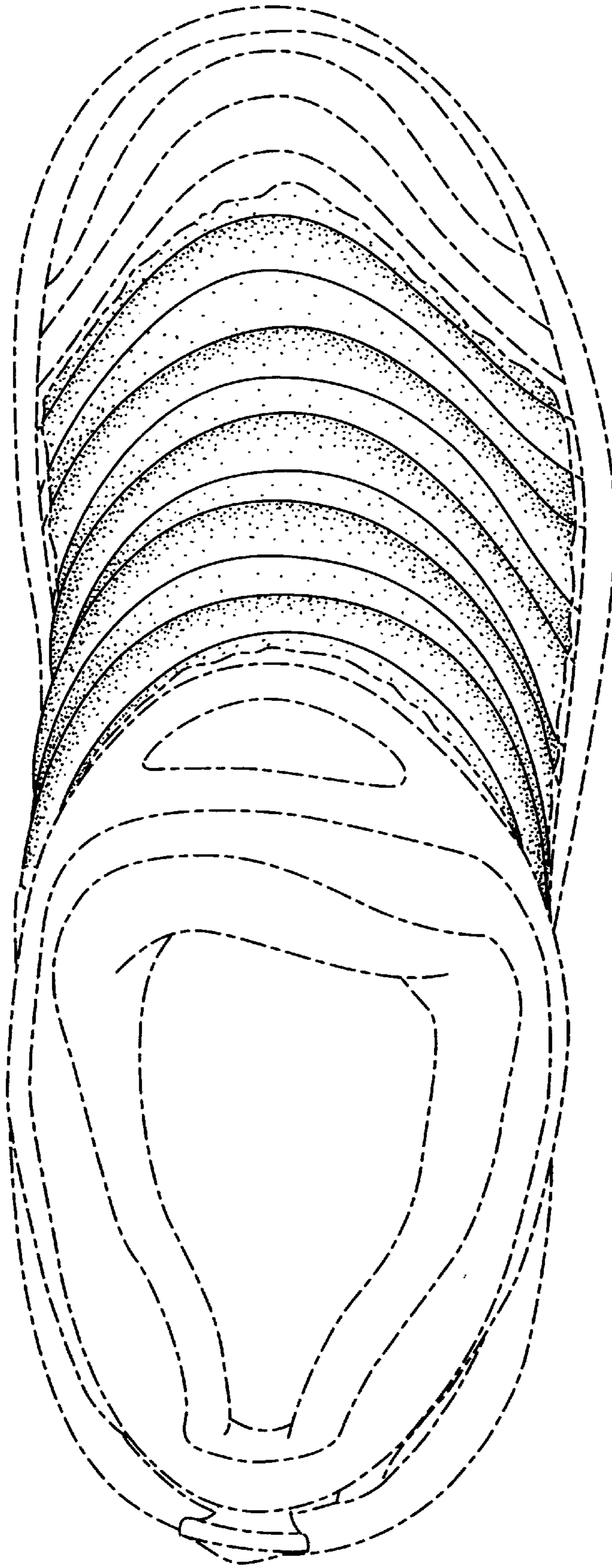


FIG. 4

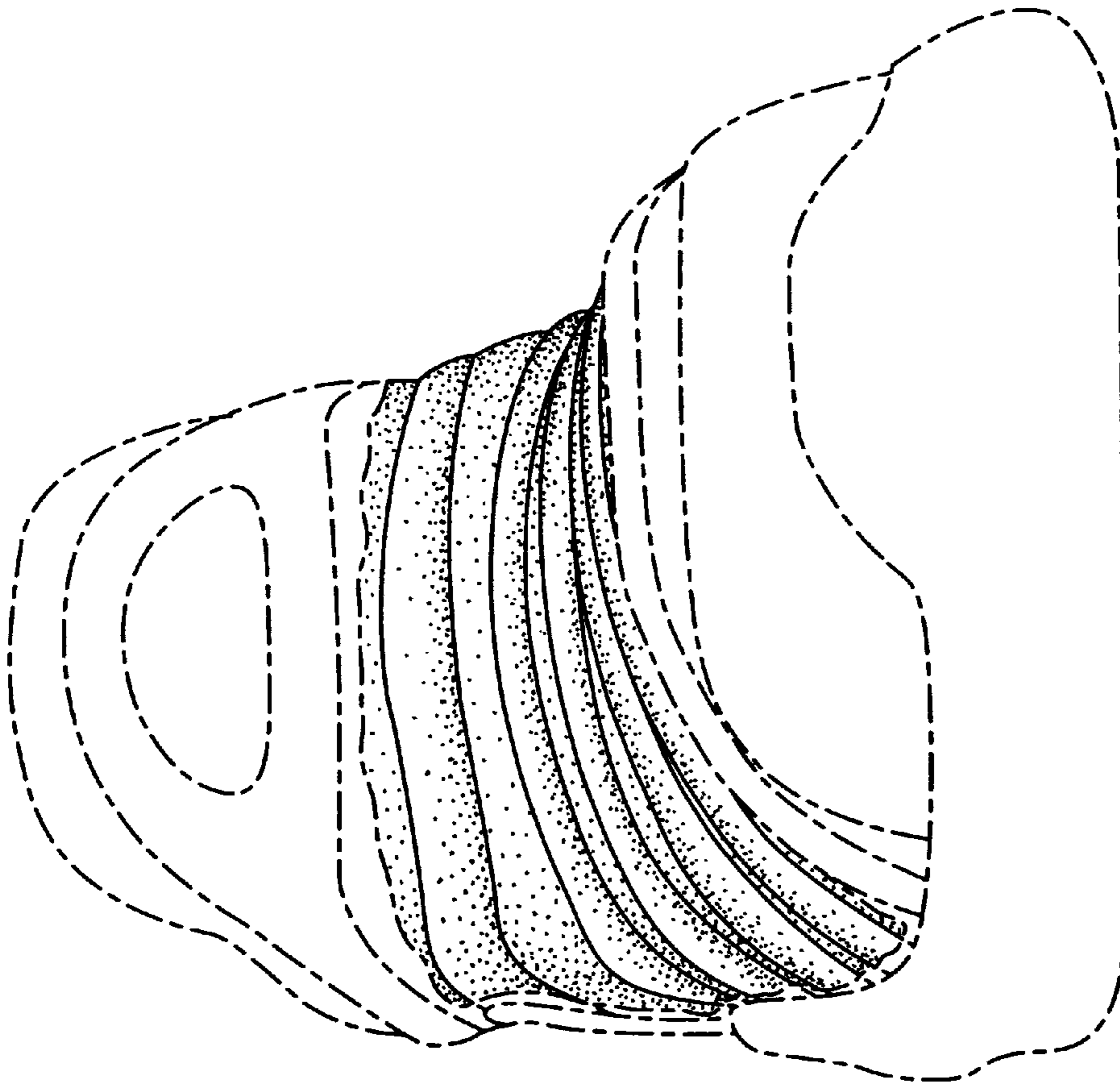


FIG. 5