

US00D451270B1

(12) **United States Design Patent** (10) **Patent No.:** **US D451,270 S**
Hall (45) **Date of Patent:** **** Dec. 4, 2001**

(54) **SHOE**

(75) Inventor: **Craig J. Hall**, Brooklyn, NY (US)

(73) Assignee: **Jack Schwartz Shoes, Inc.**, New York, NY (US)

(**) Term: **14 Years**

(21) Appl. No.: **29/143,816**

(22) Filed: **Jun. 20, 2001**

(51) **LOC (7) Cl.** **02-99**

(52) **U.S. Cl.** **D2/972**

(58) **Field of Search** D2/896, 902, 907,
D2/943, 444, 946, 969, 972, 973; 36/45,
50.1, 51, 77 M, 77 R, 81, 83, 88, 113,
114, 126-130

(56) **References Cited**

U.S. PATENT DOCUMENTS

D. 397,855 * 9/1998 Clarke D2/972
D. 424,798 * 5/2000 McDowell D2/972
D. 428,246 * 7/2000 McCourt D2/972

D. 440,393 * 4/2001 Mervar D2/972

* cited by examiner

Primary Examiner—Dominic Simone

(74) *Attorney, Agent, or Firm*—St.Onge Steward Johnston
& Reens, LLC

(57) **CLAIM**

I claim the ornamental design for a shoe, substantially as
shown and described.

DESCRIPTION

FIG. 1 is a left side view of a shoe showing my design;
FIG. 2 is a right side view of the shoe shown in FIG. 1;
FIG. 3 is a top view of the shoe shown in FIGS. 1-2;
FIG. 4 is a rear view of the shoe shown in FIGS. 1-3; and,
FIG. 5 is a front view of the shoe shown in FIGS. 1-4.

The surfaces of the shoe that are not shown in the drawings,
or described in the specification, form no part of the claimed
design.

Surfaces and features indicated by broken lines are for
illustrative purposes only and form no part of the claimed
design.

1 Claim, 2 Drawing Sheets






FIG. 1

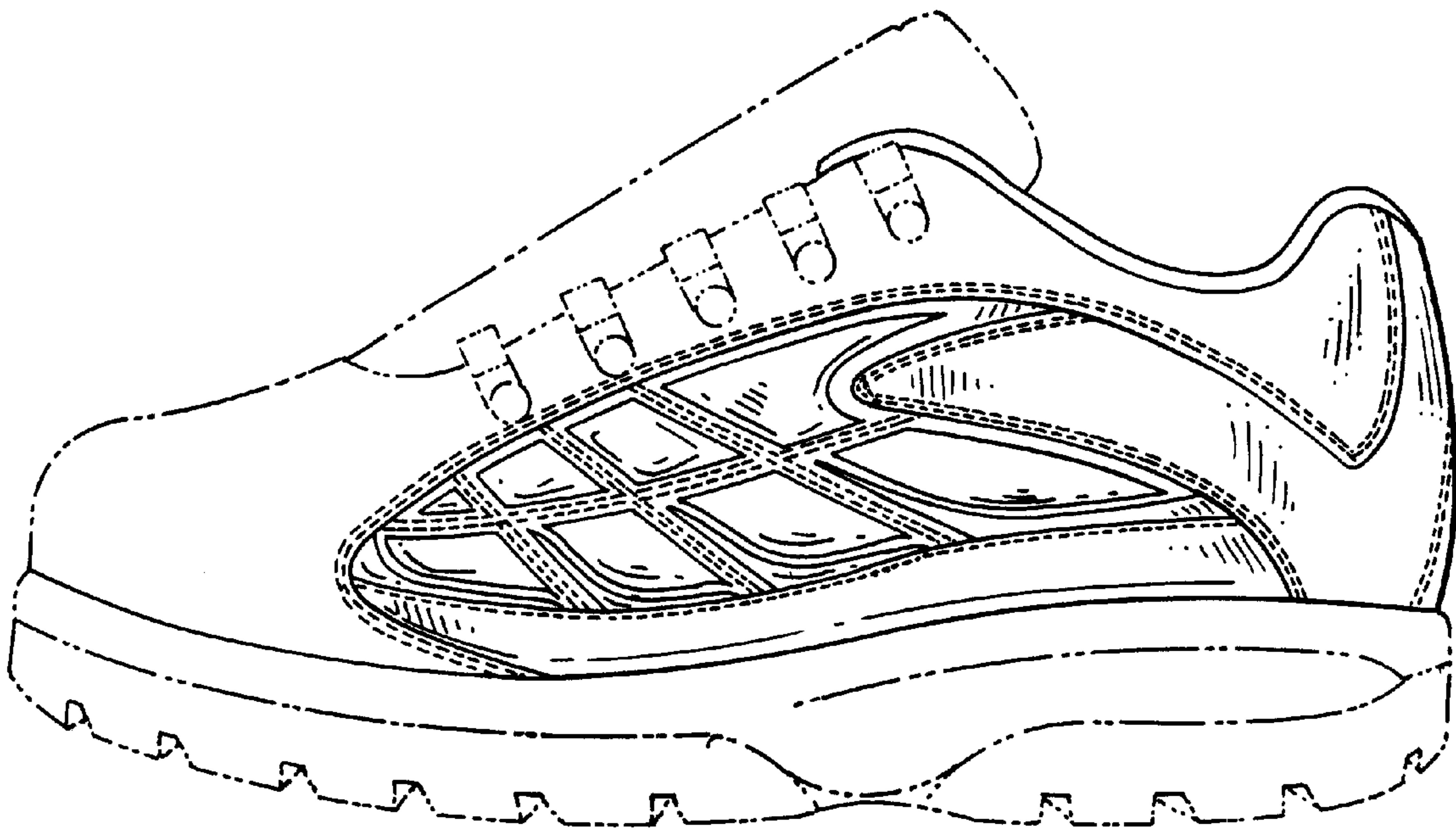


FIG. 2

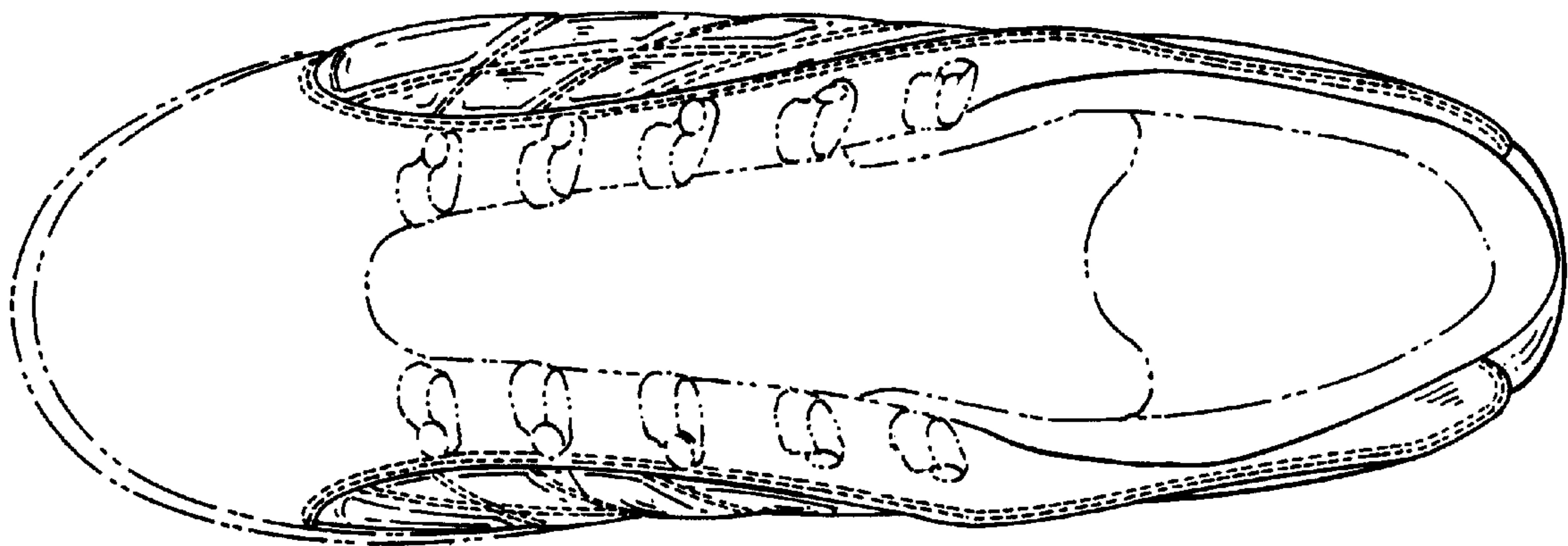


FIG. 3

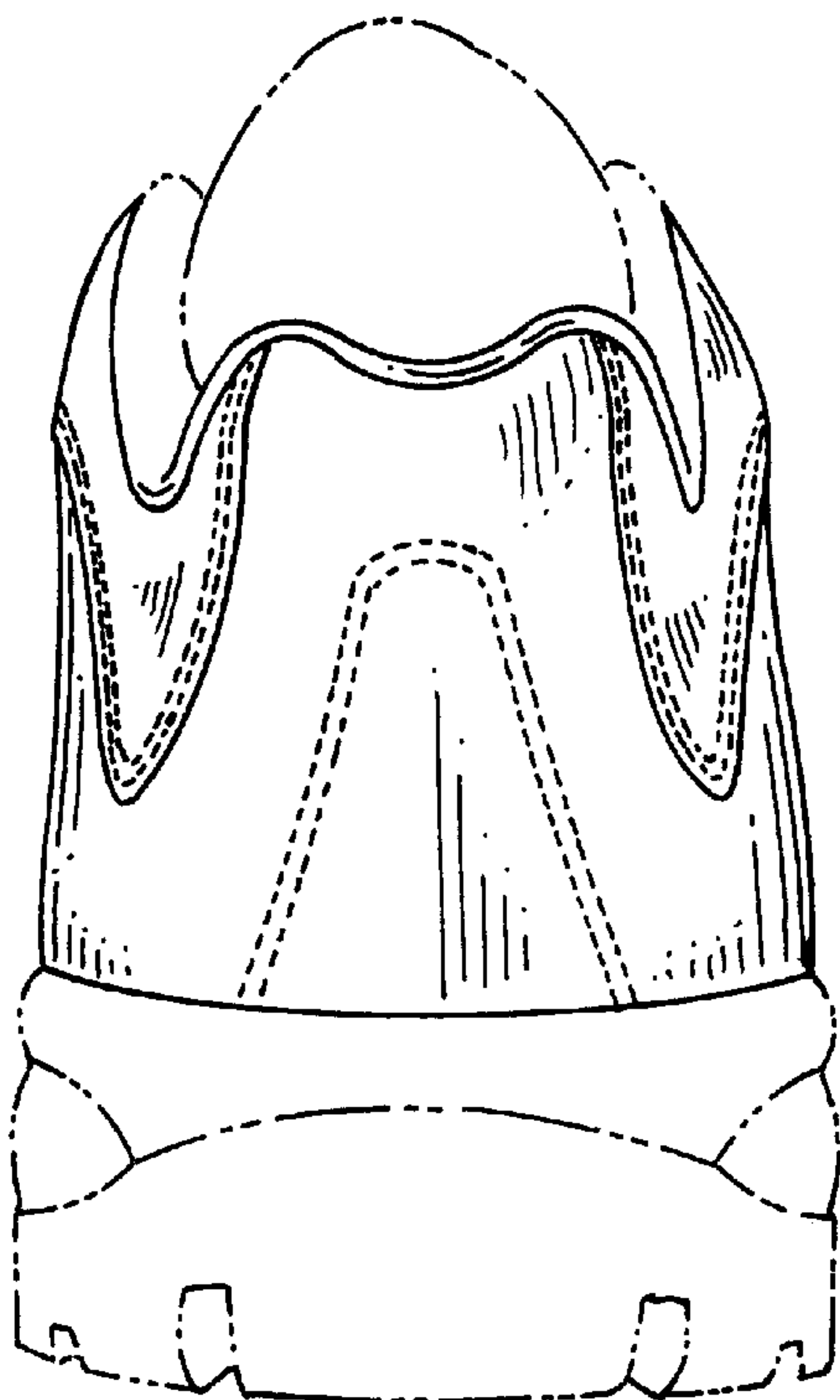


FIG. 4

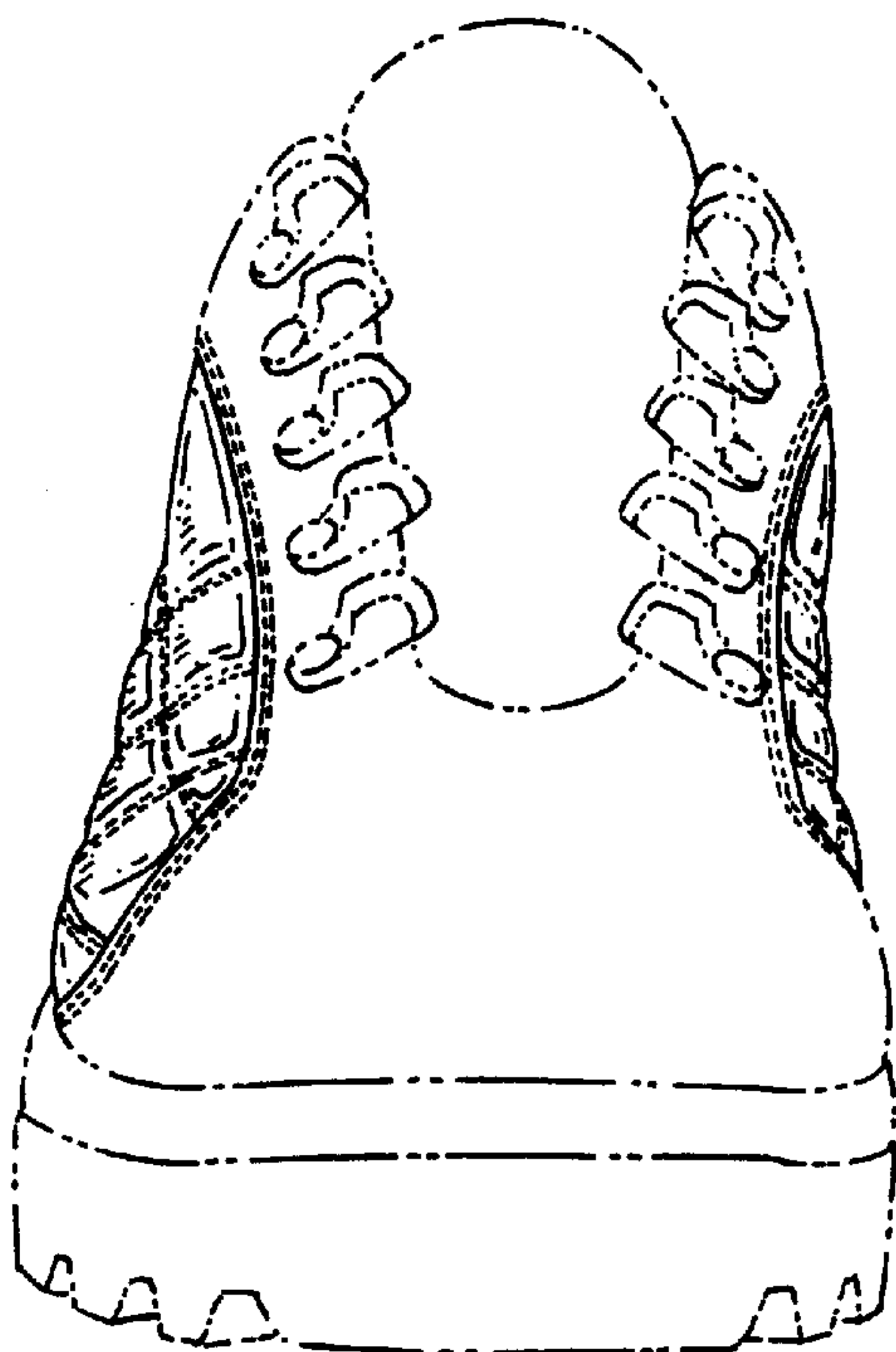


FIG. 5