



US00D451269B1

(12) **United States Design Patent**
Burt

(10) **Patent No.:** **US D451,269 S**

(45) **Date of Patent:** **** Dec. 4, 2001**

(54) **FOOTWEAR UPPER PORTION**

(75) **Inventor:** **Igor Burt**, Boulder, CO (US)

(73) **Assignee:** **Salomon S.A.**, Metz-Tessy (FR)

(**) **Term:** **14 Years**

(21) **Appl. No.:** **29/139,620**

(22) **Filed:** **Apr. 4, 2001**

(51) **LOC (7) Cl.** **02-99**

(52) **U.S. Cl.** **D2/972**

(58) **Field of Search** D2/896, 902, 907,
D2/943, 944, 946, 969, 972, 973; 36/45,
50.1, 51, 77 M, 77 R, 81, 83, 88, 113,
114, 126-130

(56) **References Cited**

U.S. PATENT DOCUMENTS

- D. 347,938 * 6/1994 Smith D2/970
- D. 355,756 * 2/1995 Vestuti D2/969
- D. 357,796 * 5/1995 Crowley, II D2/972
- D. 380,291 * 7/1997 Morris D2/972
- D. 381,496 * 7/1997 Smith D2/972
- D. 385,395 * 10/1997 Morris D2/969

- D. 397,947 * 9/1998 Hudson D2/972 X
- D. 411,247 * 6/1999 Lavertue et al. D2/972

* cited by examiner

Primary Examiner—Dominic Simone

(74) *Attorney, Agent, or Firm*—Greenblum & Bernstein, P.L.C.

(57) **CLAIM**


I claim the ornamental design for a footwear upper portion, as shown and described.

DESCRIPTION

FIG. 1 is a perspective view of a footwear upper portion, from the front and left side thereof, showing my new design; FIG. 2 is a front end view thereof; FIG. 3 is a rear end view thereof; FIG. 4 is a left side view thereof; FIG. 5 is a right side view thereof; and, FIG. 6 is a top view thereof.

The broken line showing of a sole of the footwear and other portions of the footwear upper is for illustrative purposes only and forms no part of the claimed design.

1 Claim, 3 Drawing Sheets






FIG. 1

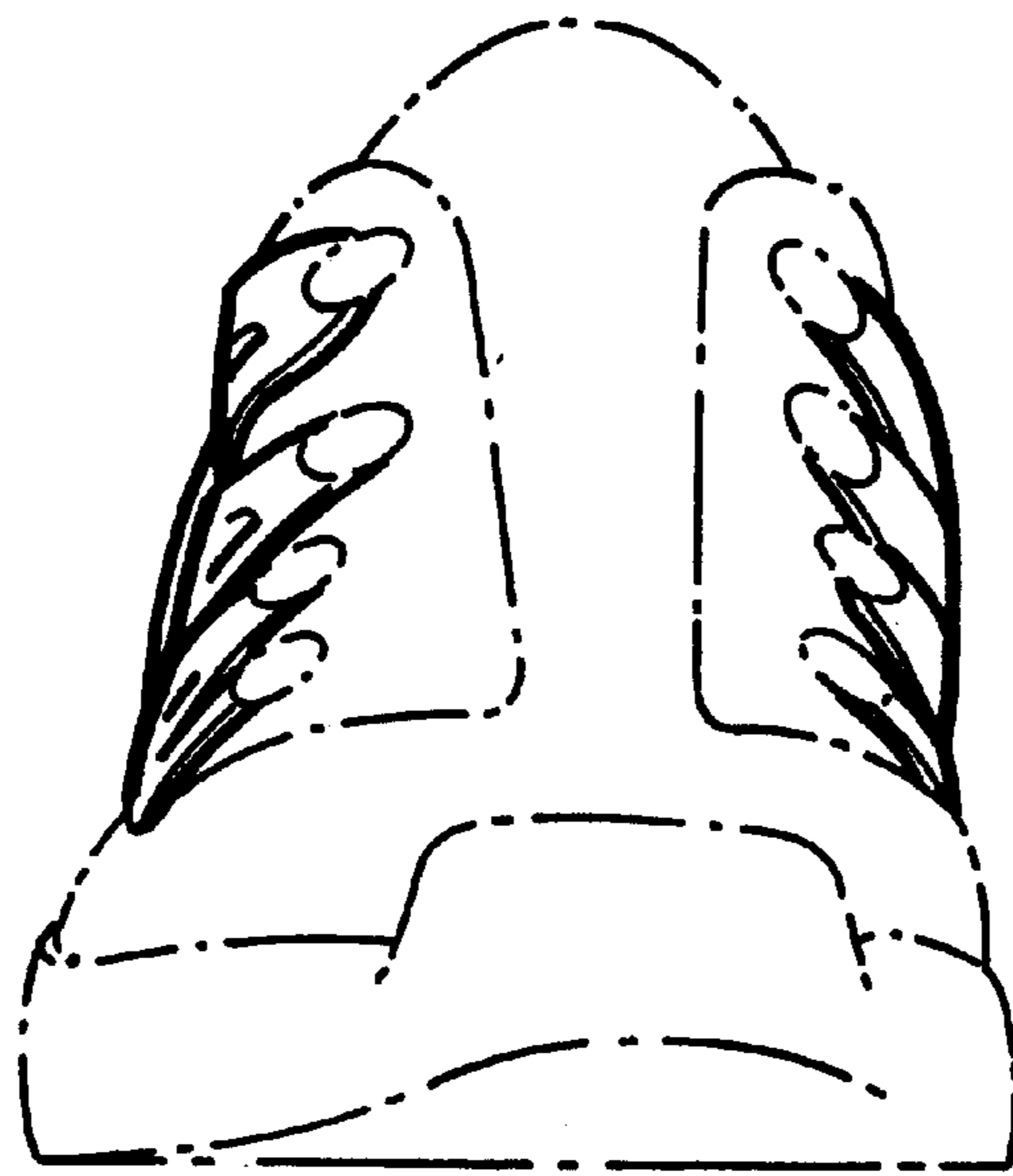


FIG. 2




FIG. 3




FIG. 4



FIG. 5




FIG. 6