



US00D451260B1

(12) **United States Design Patent**
Ohsawa

(10) **Patent No.:** **US D451,260 S**

(45) **Date of Patent:** **** Dec. 4, 2001**

(54) **JACKET**

(76) Inventor: **Tsukujiro Ohsawa**, 2-19-12,
Shichirigahama, Kamakura-shi,
Kanagawa-ken (JP)

(**) Term: **14 Years**

(21) Appl. No.: **29/125,255**

(22) Filed: **Jun. 20, 2000**

(30) **Foreign Application Priority Data**

Mar. 9, 2000 (JP) 12-005076

(51) **LOC (7) Cl.** **02-02**

(52) **U.S. Cl.** **D2/828**

(58) **Field of Search** D2/828-829, 779,
D2/782, 834, 839, 743, 833, 837, 853,
847, 840-841; 2/93, 96, 113-117, 102,
108, 98, 84, 86, 91

(56) **References Cited**

U.S. PATENT DOCUMENTS

D. 147,805 * 11/1947 McGeary D2/833
1,050,715 * 1/1913 Bartell 2/117
3,345,644 * 10/1967 Iannucci 2/96
3,404,408 * 10/1968 Berman 2/96

OTHER PUBLICATIONS

Butterick Pattern Book Jan./Feb. 1993 p. 2554 style #
5645.*

National Cloak and Suit Company catalog c.1922 p. 139
item 11V1 Science and Technology Information Center.*

* cited by examiner

Primary Examiner—Doris Clark

Assistant Examiner—Deanne Levy

(74) *Attorney, Agent, or Firm*—Frishauf, Holtz, Goodman,
Langer & Chick, P.C.

(57) **CLAIM**

The ornamental design for a jacket, as shown.

DESCRIPTION

FIG. 1 is a front, right and top perspective view of a jacket,
showing my new design;

FIG. 2 is a right side elevational view thereof;

FIG. 3 is a top plan view thereof;


FIG. 4 is a front elevational view thereof;

FIG. 5 is a left side elevational view thereof;

FIG. 6 is a rear elevational view thereof; and,

FIG. 7 is a bottom plan view thereof.

1 Claim, 2 Drawing Sheets



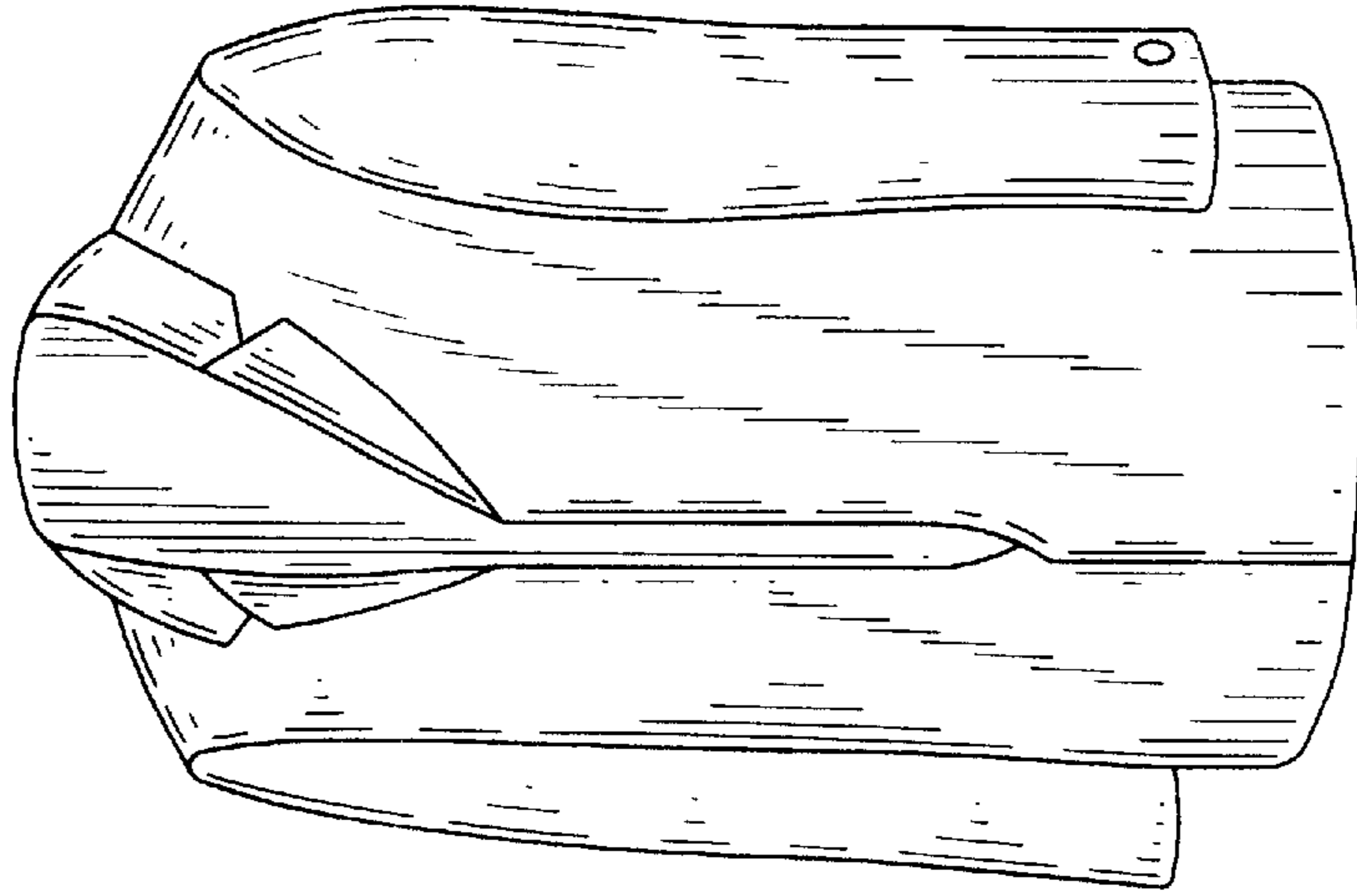


Fig. 1




Fig. 2



Fig. 3

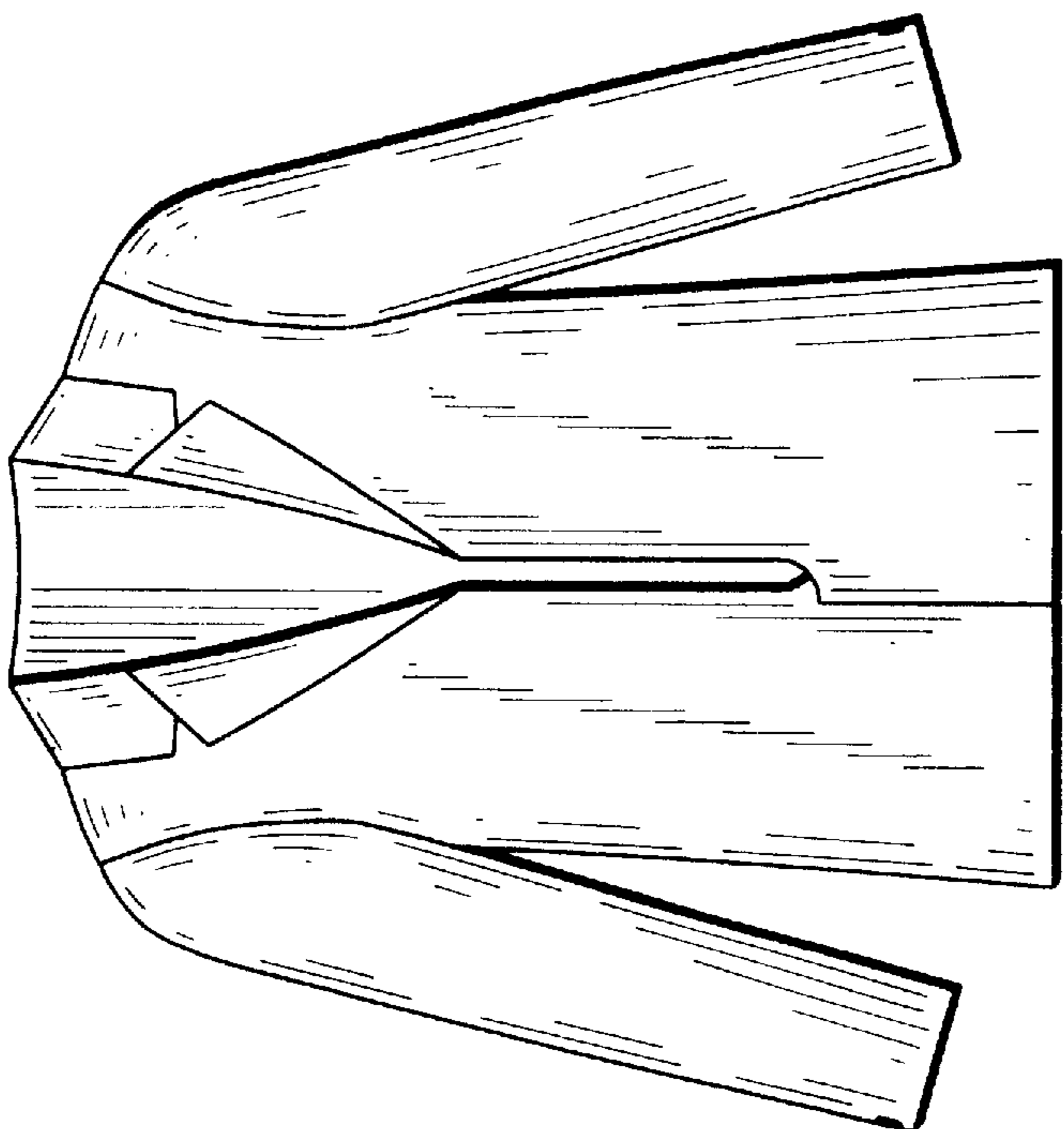


Fig. 4




Fig. 5

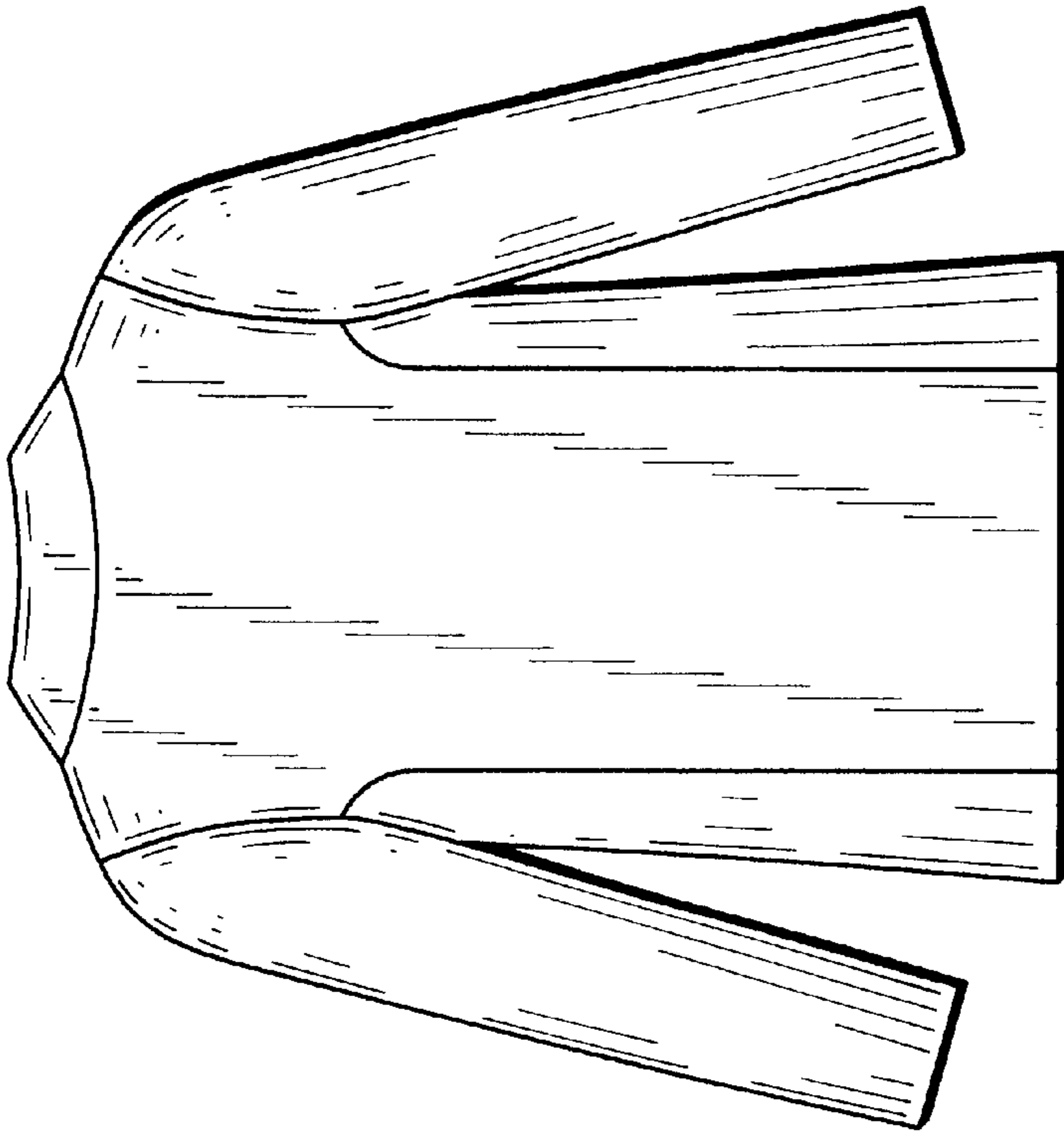


Fig. 6




Fig. 7