



US00D451239B1

(12) **United States Design Patent**
Abouni

(10) **Patent No.: US D451,239 S**

(45) **Date of Patent: ** *Nov. 27, 2001**

(54) **LIGHTER**

(75) **Inventor: Joe Abouni, Escondido, CA (US)**

(73) **Assignee: Sara Export Import Corp., Escondido, CA (US)**

(*) **Notice:** This patent is subject to a terminal disclaimer.

(**) **Term: 14 Years**

(21) **Appl. No.: 29/139,946**

(22) **Filed: Apr. 9, 2001**

Related U.S. Application Data

(63) Continuation-in-part of application No. 29/131,105, filed on Oct. 16, 2000, now Pat. No. Des. 443,718.

(51) **LOC (7) Cl. 27-05**

(52) **U.S. Cl. D27/156**

(58) **Field of Search** D27/139, 141, D27/154, 156, 158; 431/132, 138, 141, 142, 143, 152, 153, 253, 254, 255, 277

(56) **References Cited**

U.S. PATENT DOCUMENTS

- D. 190,521 * 6/1961 Newman D27/154
- D. 197,084 12/1963 Newman D48/27
- D. 204,949 5/1966 Genoud D48/27
- D. 214,643 7/1969 Genoud D48/27
- D. 219,112 11/1970 Stephens, Jr. D48/27
- D. 228,666 10/1973 Bich D48/27
- D. 230,069 1/1974 Yoshinaga D48/27 R

- D. 240,741 7/1976 Goto D27/42
- D. 243,349 2/1977 Hocq D27/42
- D. 243,702 3/1977 Sherman D27/42
- D. 245,189 7/1977 Terasaki D27/42
- D. 246,862 1/1978 Hallden D27/39
- D. 248,047 5/1978 Rappoport D27/42
- D. 249,812 10/1978 Goto D27/42
- D. 251,020 2/1979 Racek D27/42
- D. 294,524 3/1988 Garcia del la Noceda Fierro D27/42
- D. 302,597 8/1989 Cadoux D27/156
- D. 309,034 7/1990 Nitta D27/156
- D. 314,063 1/1991 Shike et al. D27/154
- D. 443,718 * 6/2001 Abouni D27/156

* cited by examiner

Primary Examiner—Jennifer Rivard

(74) *Attorney, Agent, or Firm*—Calif Tervo

(57) **CLAIM**

The ornamental design for a lighter, as shown and described.

DESCRIPTION

FIG. 1 is a front-top perspective view of a lighter showing my new design;

FIG. 2 is a rear-top perspective view of a lighter showing my new design;

FIG. 3 is a top plan view thereof;


FIG. 4 is a bottom plan view thereof;

FIG. 5 is a front elevation view thereof;

FIG. 6 is a rear elevation view thereof; and,

FIG. 7 is a right side elevation view thereof; the left side being a mirror image.

1 Claim, 1 Drawing Sheet






FIG. 1




FIG. 2

FIG. 3

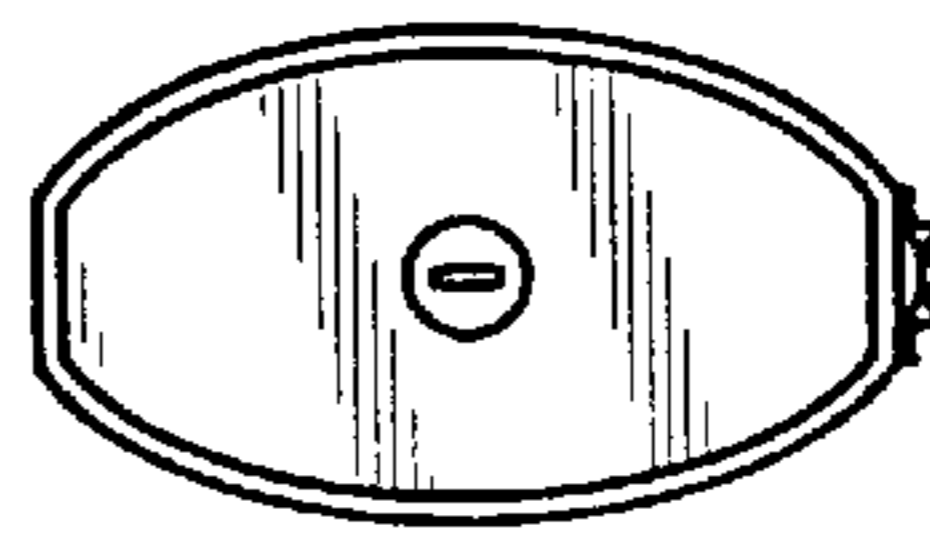
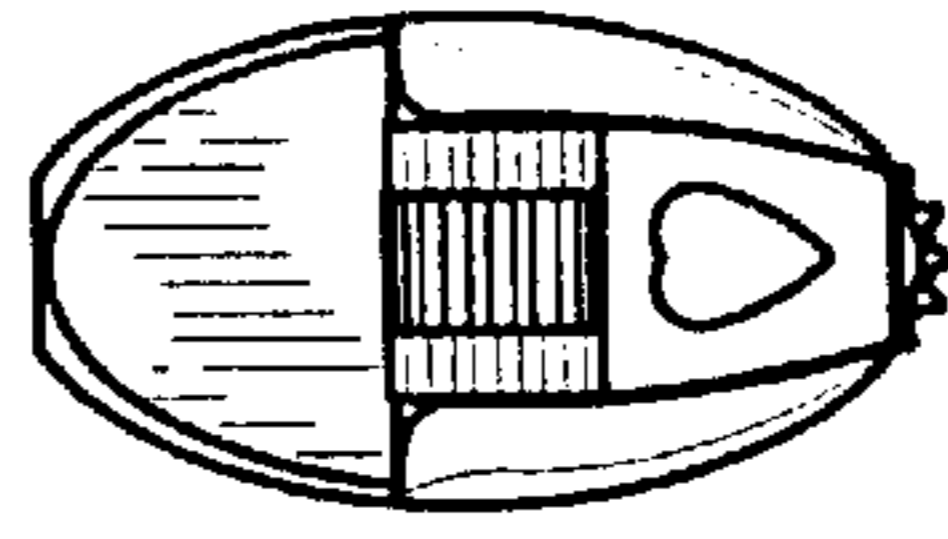


FIG. 4




FIG. 5

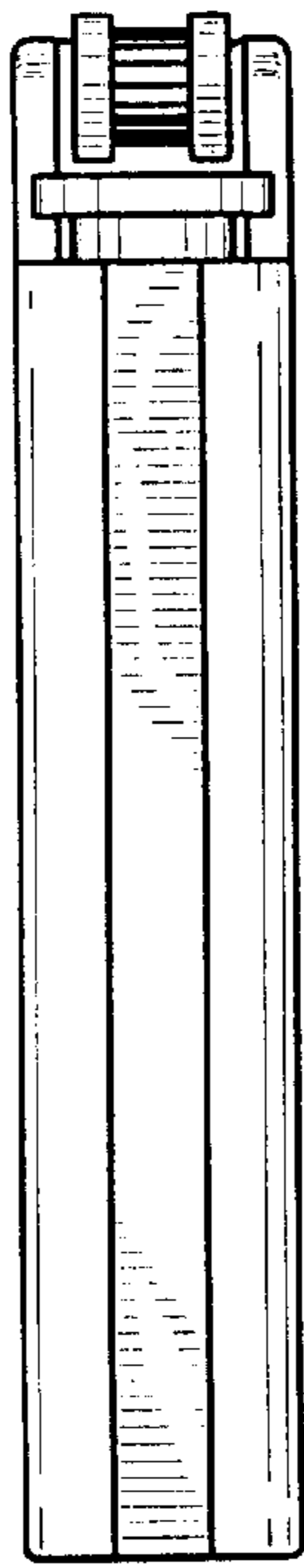


FIG. 6




FIG. 7