



US00D451205B1

(12) **United States Design Patent**  
**Erwin**

(10) **Patent No.:** **US D451,205 S**

(45) **Date of Patent:** **\*\* Nov. 27, 2001**

(54) **INSERT FOR FENCING OR RAILING**

(75) Inventor: **Ronald D. Erwin**, Fayetteville, GA (US)

(73) Assignee: **Erwin Industries, Inc.**, Peachtree City, GA (US)

(\*\*) Term: **14 Years**

(21) Appl. No.: **29/133,756**

(22) Filed: **Dec. 6, 2000**

(51) **LOC (7) Cl.** ..... **25-02**

(52) **U.S. Cl.** ..... **D25/38**

(58) **Field of Search** ..... D25/38; 256/21, 256/19, 47, 24

(56) **References Cited**

**U.S. PATENT DOCUMENTS**

D. 399,980	*	10/1998	Masse	.....	D25/38
2,976,018	*	3/1961	Dellagala	.....	256/21
3,113,760		12/1963	Huret et al.	.	
4,386,761	*	6/1983	Kato	.....	256/21
4,540,160		9/1985	Zanavich et al.	.	

\* cited by examiner

*Primary Examiner*—Doris Clark

(74) *Attorney, Agent, or Firm*—Gardner Groff Mehrman & Josephic, P.C.

(57) **CLAIM**

The ornamental design for a insert for fencing or railing, as shown and described.

**DESCRIPTION**

The present invention relates generally to fencing and railing, and, more specifically, to a decorative insert for fencing and/or railing.


FIG. 1 is a perspective view of an insert for fencing or railing according to the present invention.

FIG. 2 is a front view of the insert for fencing or railing of FIG. 1 according to the present invention; and,

FIG. 3 is a rear view of the insert for fencing or railing of FIG. 1 according to the present invention.

The broken lines are for illustrative purposes only and form no part of the claimed design.

**1 Claim, 3 Drawing Sheets**






FIG. 1




FIG. 2




FIG. 3