



US00D451203B1

(12) **United States Design Patent**  
**Miller**

(10) **Patent No.:** **US D451,203 S**

(45) **Date of Patent:** **\*\* Nov. 27, 2001**

(54) **REVERSIBLE TOLLROAD CONFIGURATION**

(76) Inventor: **N. Craig Miller**, 8676 Vista Del Boca Dr., Boca Raton, FL (US) 33433

(\*\*) Term: **14 Years**

(21) Appl. No.: **29/137,857**

(22) Filed: **Apr. 27, 2000**

**Related U.S. Application Data**

(62) Division of application No. 29/079,012, filed on Nov. 6, 1997, now Pat. No. Des. 428,998.

(51) **LOC (7) Cl.** ..... **25-03**

(52) **U.S. Cl.** ..... **D25/1**

(58) **Field of Search** ..... D25/1; 404/1; 340/933, 928

(56) **References Cited**

**U.S. PATENT DOCUMENTS**

3,107,590 \* 10/1963 Cedenno ..... D25/1  
3,794,966 2/1974 Platzman .

5,101,200 3/1992 Swett .  
5,144,553 9/1992 Hassett et al. .  
5,154,533 \* 10/1992 Baldea ..... 404/1  
5,204,675 4/1993 Sekine .  
5,246,305 9/1993 Peek .  
5,253,951 10/1993 Peek .

\* cited by examiner

*Primary Examiner*—Doris Clark

(74) *Attorney, Agent, or Firm*—Frank J. Benasutti

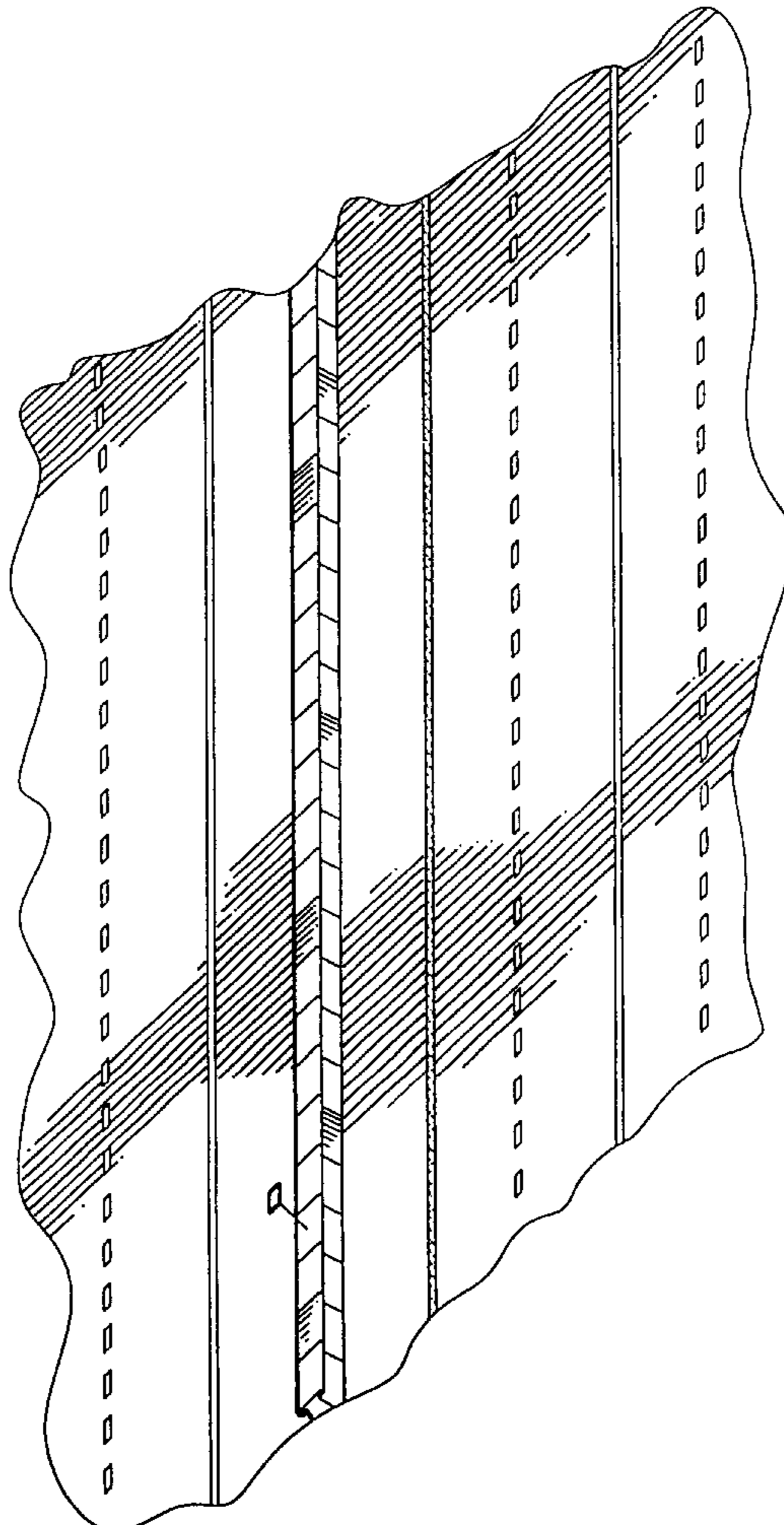
(57) **CLAIM**

The ornamental design for a reversible tollroad configuration, as shown and described.

**DESCRIPTION**

FIG. 1 is a perspective view of a reversible tollroad configuration, the sides are fragmented to indicate that the pattern of the road structure is repetitive as shown; and, FIG. 2 is a perspective view of a second embodiment of a reversible tollroad configuration, the sides are fragmented to indicate that the pattern of the road structure is repetitive as shown.

**1 Claim, 2 Drawing Sheets**



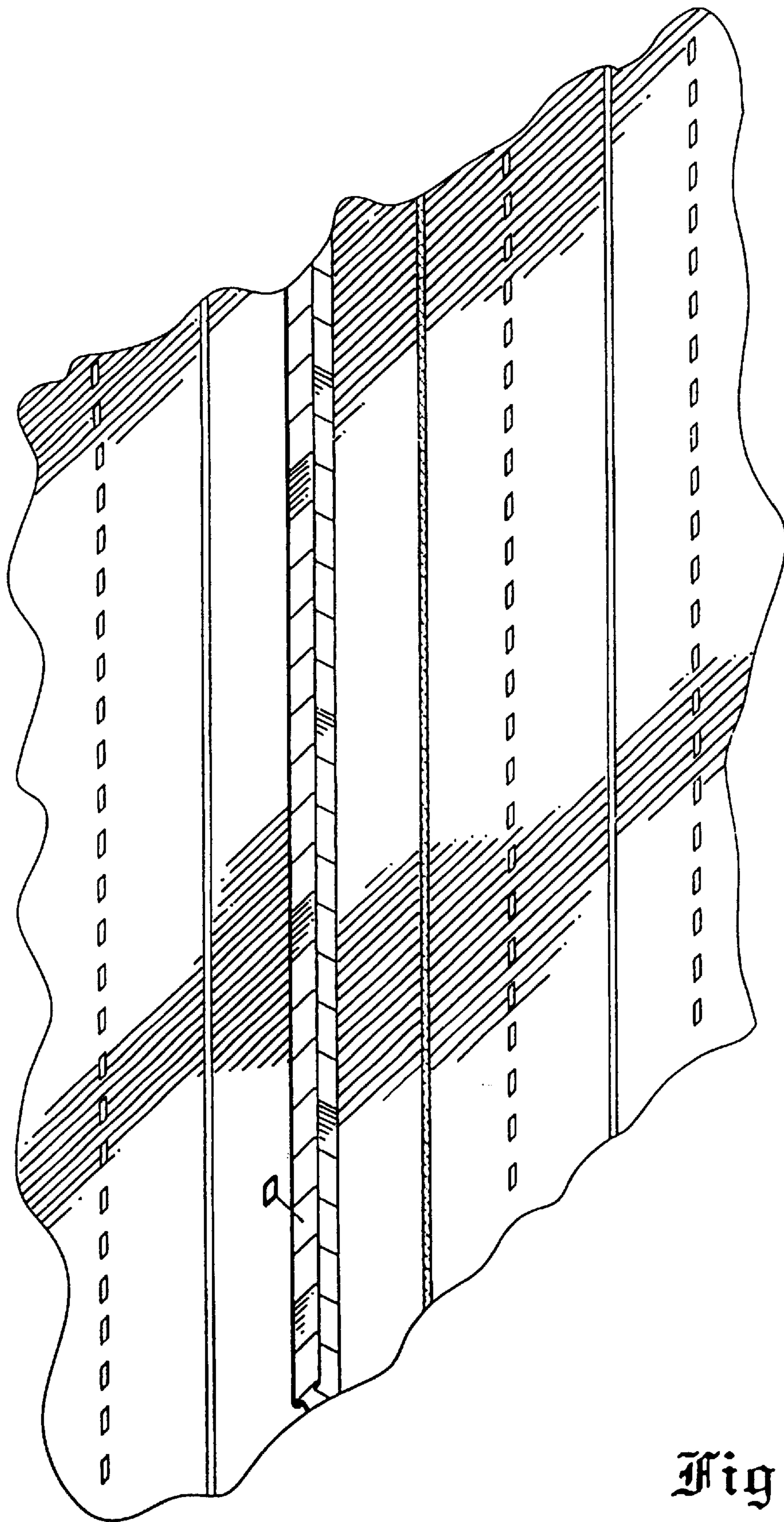


Fig. 1

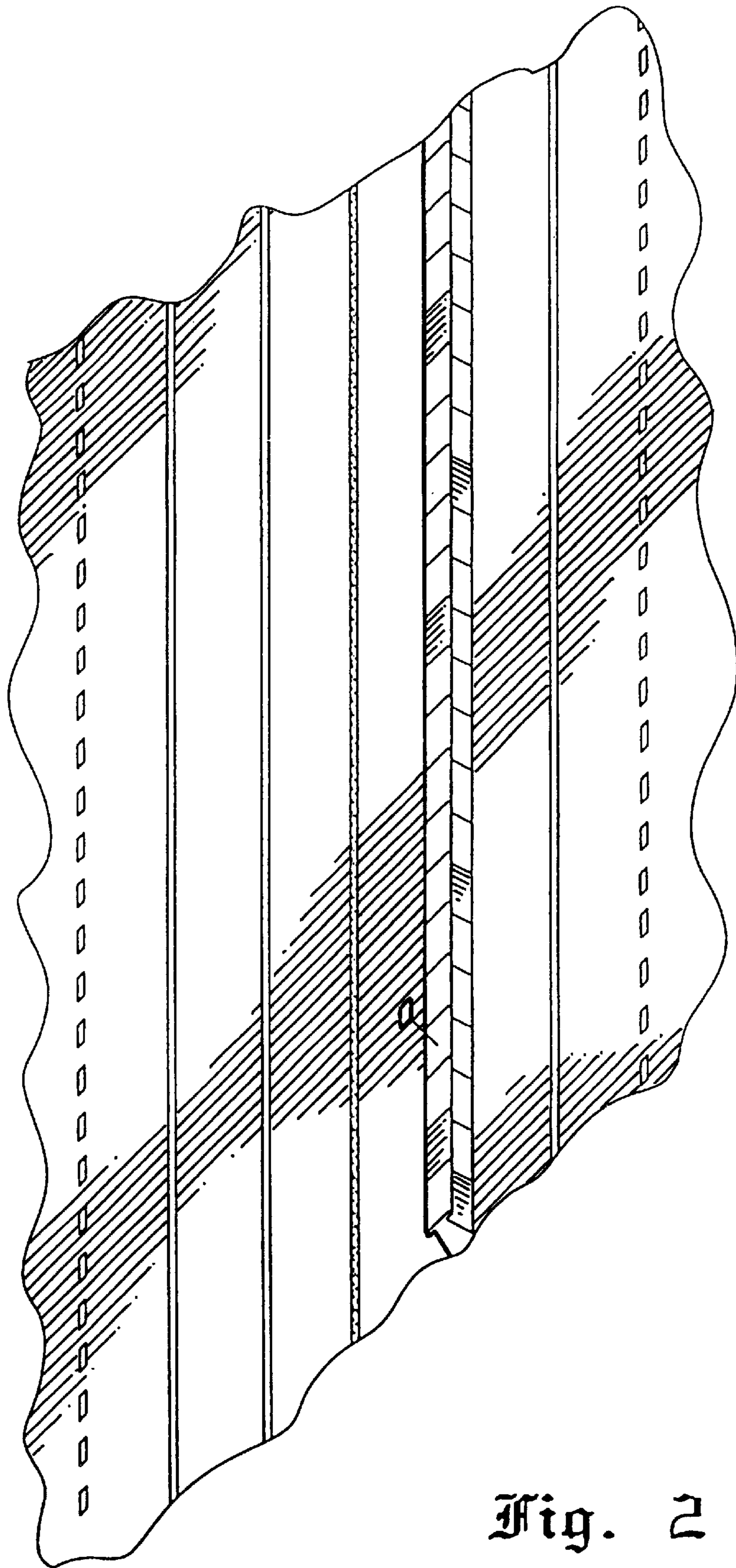


Fig. 2