



US00D451191B1

(12) **United States Design Patent**
Goodman

(10) **Patent No.:** **US D451,191 S**

(45) **Date of Patent:** **** Nov. 27, 2001**

(54) **DECORATIVE AND REVERSIBLE CEILING FAN BLADE**

5,658,129 8/1997 Pearce .
6,036,154 * 3/2000 Pearce 416/5

(76) Inventor: **Erma D Goodman**, 4619 N. 74th St.,
Milwaukee, WI (US) 53218

* cited by examiner

Primary Examiner—Lisa Lichtenstein

(**) Term: **14 Years**

(57) **CLAIM**

(21) Appl. No.: **29/132,192**

The ornamental design for a decorative and reversible ceiling fan blade, as shown and described.

(22) Filed: **Nov. 3, 2000**

DESCRIPTION

(51) **LOC (7) Cl.** **23-04**

(52) **U.S. Cl.** **D23/413**

(58) **Field of Search** D23/377, 379,
D23/385, 411, 413; 416/5; D5/60

FIG. 1 is a front elevational view of the decorative and reversible ceiling fan blade of the present invention;

FIG. 2 is a rear elevational view of the decorative and reversible ceiling fan blade of FIG. 1;

FIG. 3 is a left side elevational view of the decorative and reversible ceiling fan blade of FIG. 1, the right view being a mirror image thereof;

FIG. 4 is a top plan view of the decorative and reversible ceiling fan blade of FIG. 1; and,

FIG. 5 is a bottom plan view of the decorative and reversible ceiling fan blade of FIG. 1.

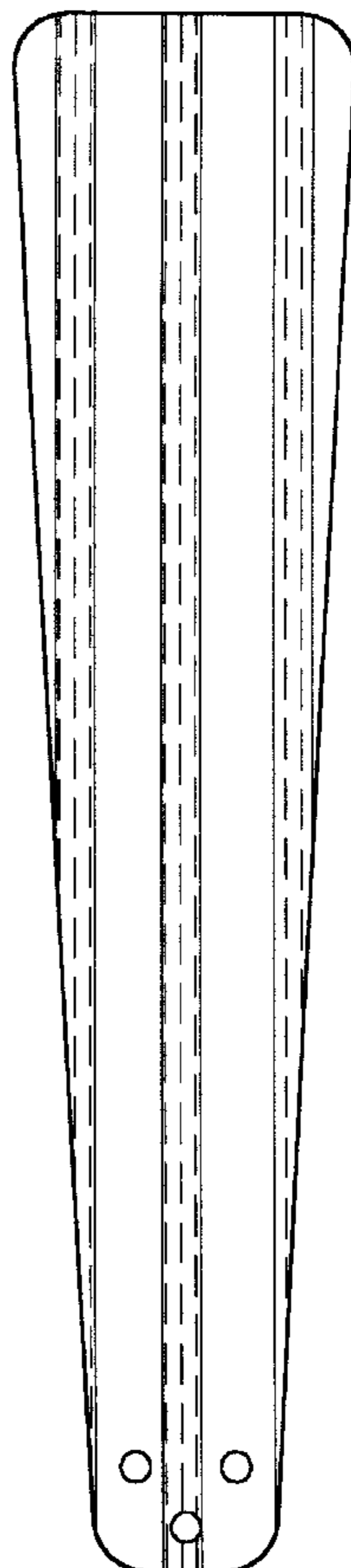
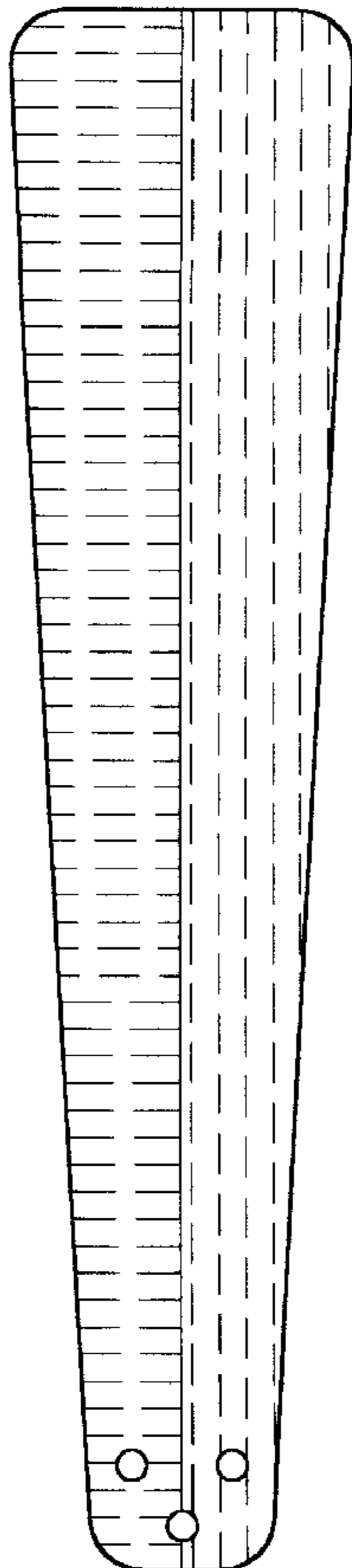
The broken line showing of environmental structure in FIGS. 1 and 2 is for illustrative purposes only and forms no part of the claimed design.

(56) **References Cited**

U.S. PATENT DOCUMENTS

D. 82,179	*	9/1930	Ringwald	D23/377
D. 312,354	*	11/1990	Tomforde et al.	D5/60
D. 344,130		2/1994	Craig	.	
D. 385,706	*	11/1997	Guseman	D5/60
D. 387,149	*	12/1997	Tsuji	D23/377
D. 388,871		1/1998	Gee, II	.	
D. 397,555	*	9/1998	Nestegard et al.	D5/60
D. 409,299		5/1999	Chou	.	
5,470,205		11/1995	Conklin, Jr.	.	
5,516,264		5/1996	Anetrini	.	

1 Claim, 1 Drawing Sheet



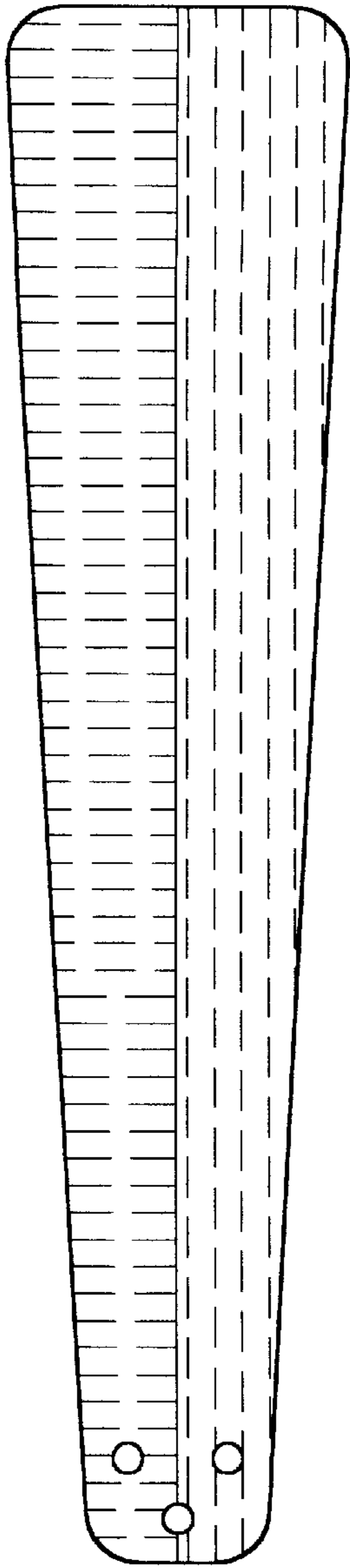


FIG. 1

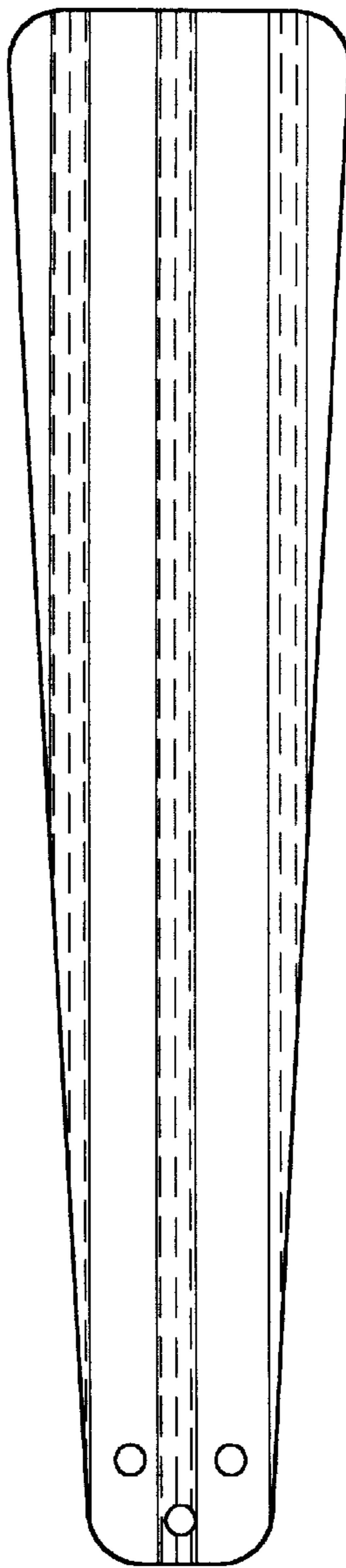


FIG. 2



FIG. 3




FIG. 4




FIG. 5