



US00D451146B1

(12) **United States Design Patent**
Burton et al.

(10) **Patent No.:** **US D451,146 S**

(45) **Date of Patent:** **** Nov. 27, 2001**

(54) **INFORMATION DISPLAY UNIT**

D. 417,893 * 12/1999 Hunter et al. D20/10
D. 436,135 * 1/2001 Emert D20/10

(75) Inventors: **Maximillian Philip Burton; Anthony John Baxter**, both of New York;
Alberto Mantilla, Rego Park; **Stephen Wilber De Long**, Woodside, all of NY (US)

* cited by examiner

Primary Examiner—Marcus A. Jackson
(74) *Attorney, Agent, or Firm*—Sofer & Haroun, LLP

(73) Assignee: **Moviegram.com, Inc.**, NY (US)

(**) Term: **14 Years**

(57) **CLAIM**

The ornamental design for information display unit, as shown and described.

(21) Appl. No.: **29/131,989**

DESCRIPTION

(22) Filed: **Oct. 30, 2000**

FIG. 1 is an perspective view of an information display unit showing our new design;

(51) **LOC (7) Cl.** **19-08**

(52) **U.S. Cl.** **D20/10**

FIG. 2 is a front elevational view of an information display unit as shown in FIG. 1;

(58) **Field of Search** D20/10, 39, 40,
D20/41, 99; 40/584, 585, 591, 592, 593,
605, 606, 611, 612, 624

FIG. 3 is a side elevational view of an information display unit as shown in FIG. 1, with the opposite side being a mirror image thereof; and,

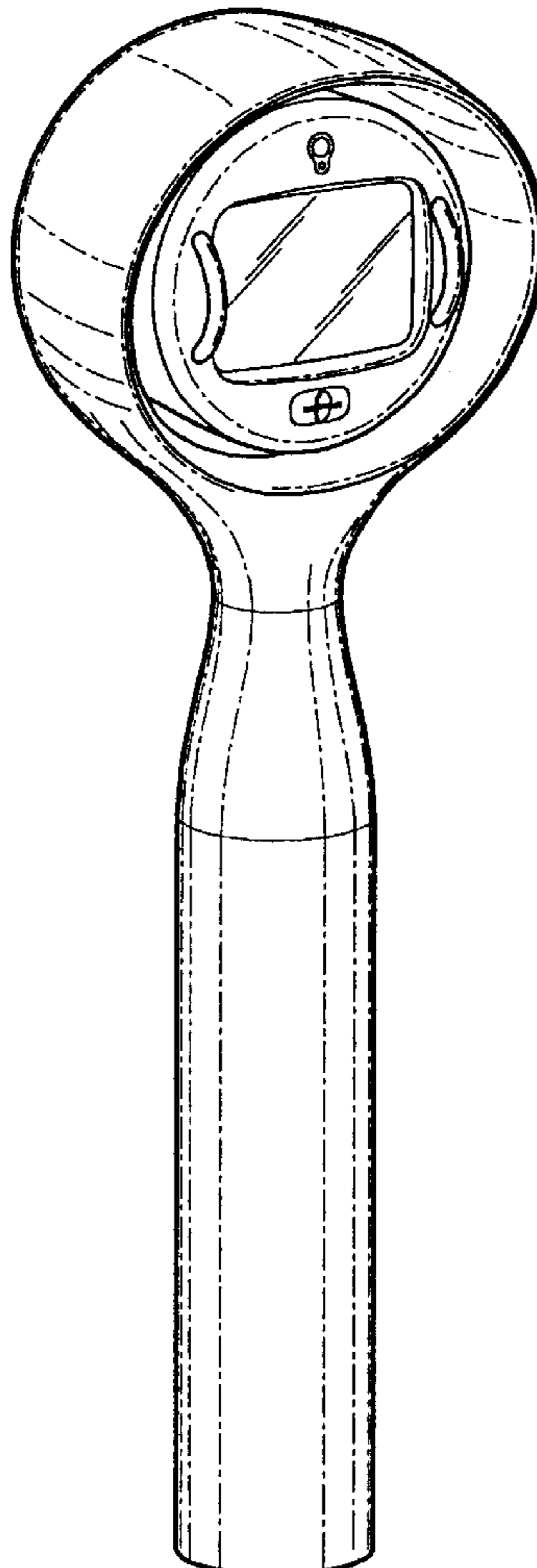
(56) **References Cited**

FIG. 4 is a top plan view of an information display unit as shown in FIG. 1.

U.S. PATENT DOCUMENTS

D. 408,458 * 4/1999 Hempel D20/10

1 Claim, 4 Drawing Sheets



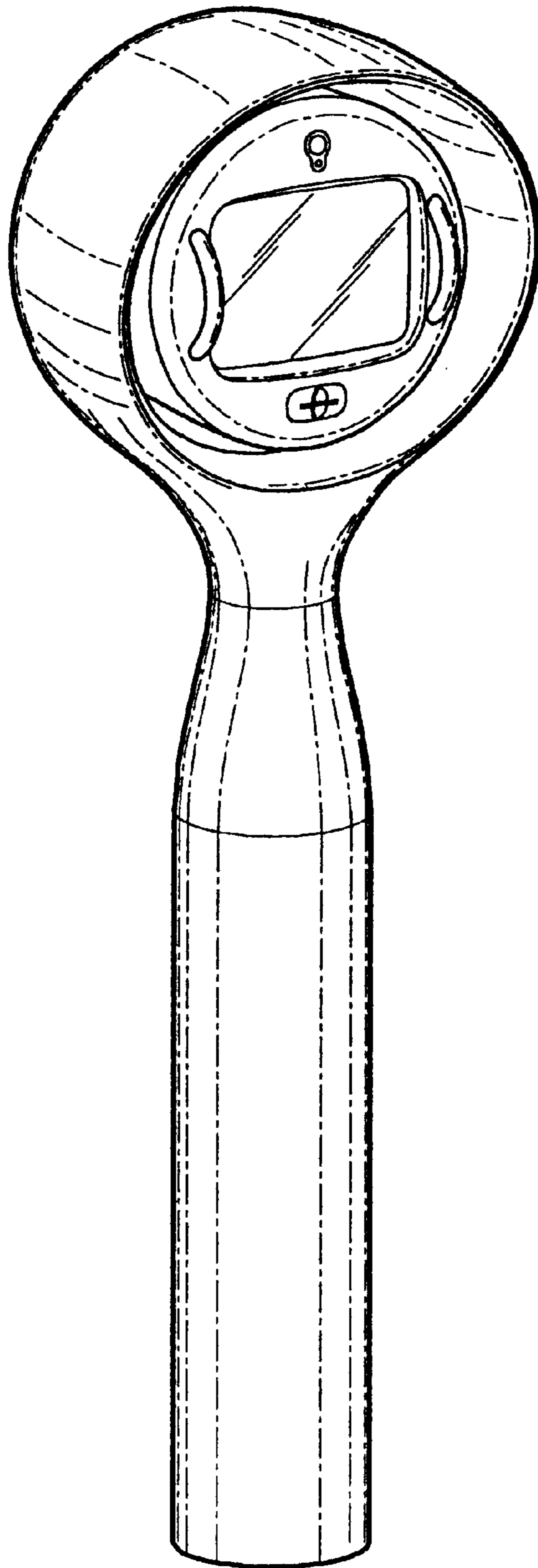


FIG. 1

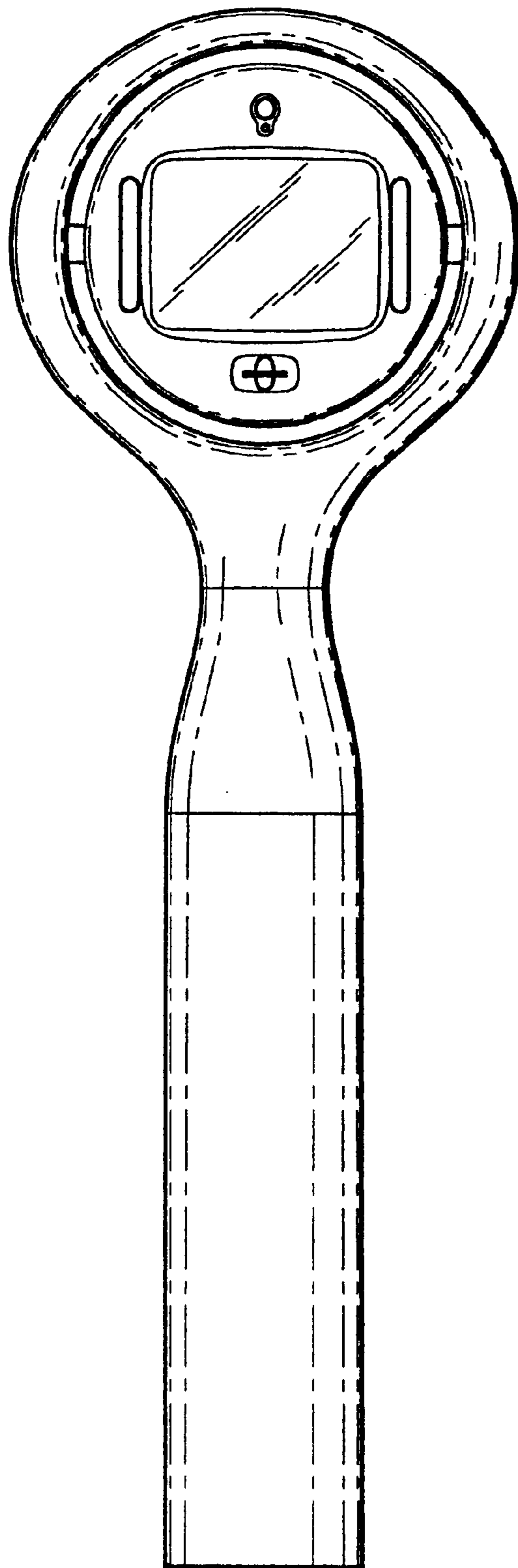


FIG. 2

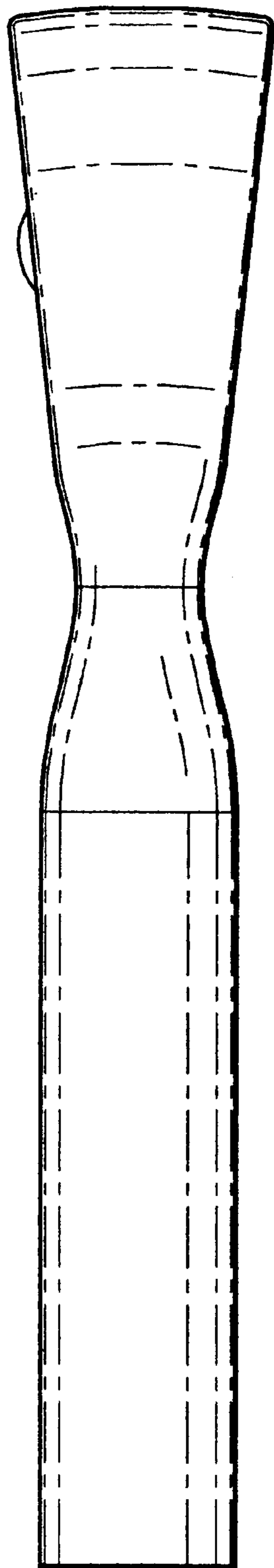


FIG. 3




FIG. 4