



US00D451145B1

(12) **United States Design Patent**
Taxon

(10) **Patent No.:** **US D451,145 S**

(45) **Date of Patent:** **** Nov. 27, 2001**

(54) **BILL DISPENSER**

(75) Inventor: **Thomas N. Taxon**, Henderson, NV
(US)

(73) Assignee: **Bally Gaming, Inc.**, Las Vegas, NV
(US)

(**) Term: **14 Years**

(21) Appl. No.: **29/141,007**

(22) Filed: **Apr. 27, 2001**

Related U.S. Application Data

(62) Division of application No. 29/084,558, filed on Mar. 5, 1998, now Pat. No. Des. 441,400.

(51) **LOC (7) Cl.** **20-01**

(52) **U.S. Cl.** **D20/8; D99/28**

(58) **Field of Search** D20/1, 8, 9; 194/206, 194/207, 350; 209/534, 546, 567; 463/20, 27, 46, 36; 273/142 R, 143 R, 138.1, 138.2; D21/385, 369; 312/311, 328; D99/28, 35; 235/379, 380; D14/130

(56) **References Cited**

U.S. PATENT DOCUMENTS

D. 264,763 * 6/1982 Freijo D99/28

D. 282,937 * 3/1986 Di Benedetto et al. D20/1
D. 348,263 * 6/1994 Veeneman D14/130
D. 415,535 * 10/1999 Heidel D21/385
D. 444,608 * 7/2001 Kit 463/46
3,768,616 * 10/1973 Dykehouse et al. 194/206
5,813,914 * 9/1998 McKay et al. 312/311

* cited by examiner

Primary Examiner—Paula A. Mortimer

(74) *Attorney, Agent, or Firm*—Brown Raysman Millstein Felder & Steiner

(57) **CLAIM**

The ornamental design for a bill dispenser, as shown and described.

DESCRIPTION

FIG. 1 is a perspective view of a bill dispenser showing my new design; and,

FIG. 2 is a side elevational view thereof.

The broken line drawing of the gaming machine is shown for illustrative purposes only and forms no part of the claimed design.

1 Claim, 1 Drawing Sheet

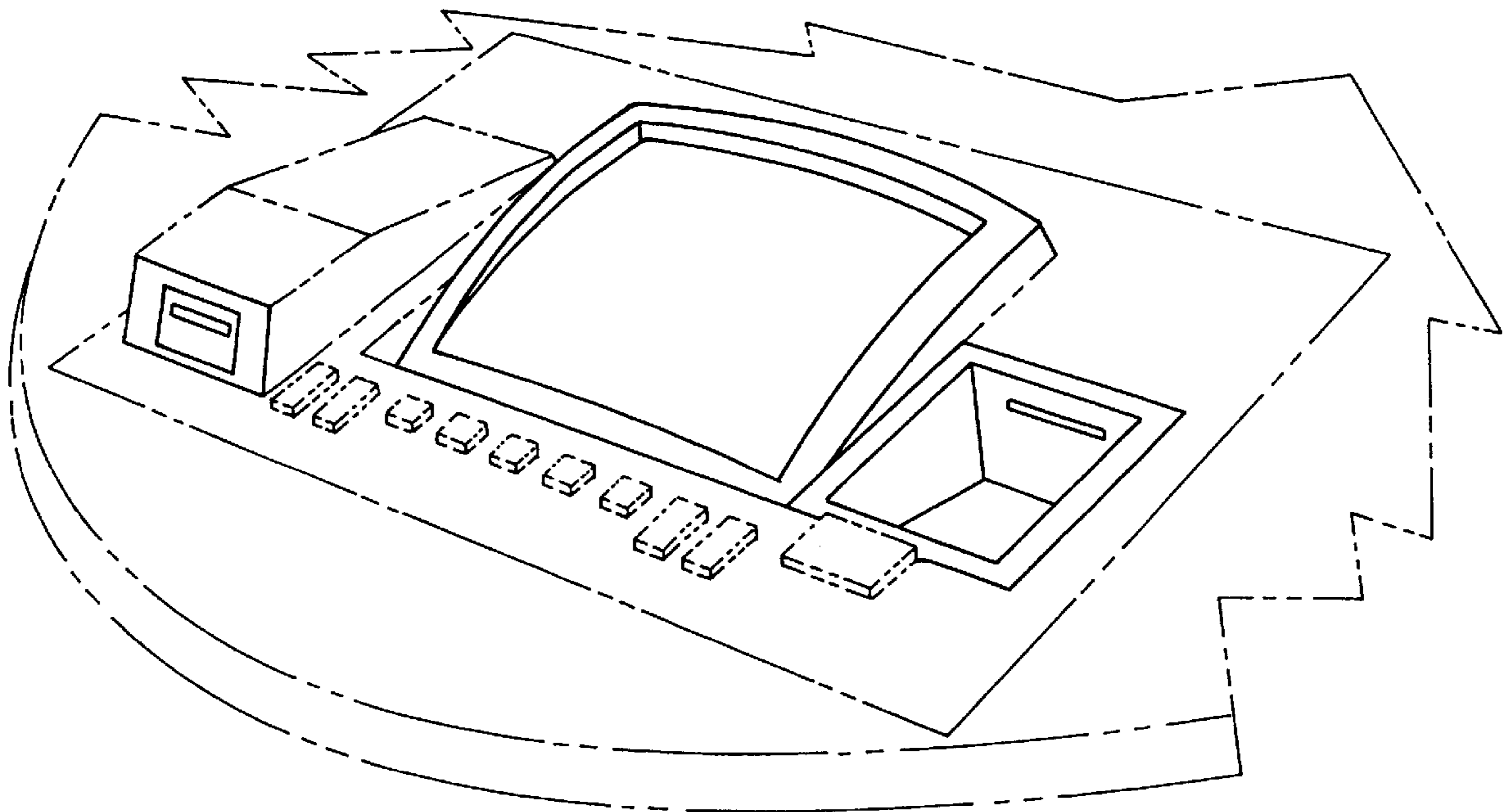


FIG. 1

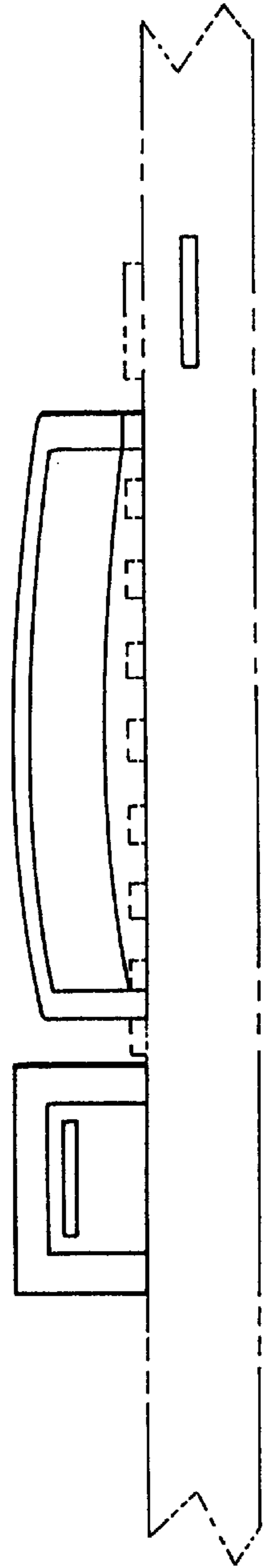
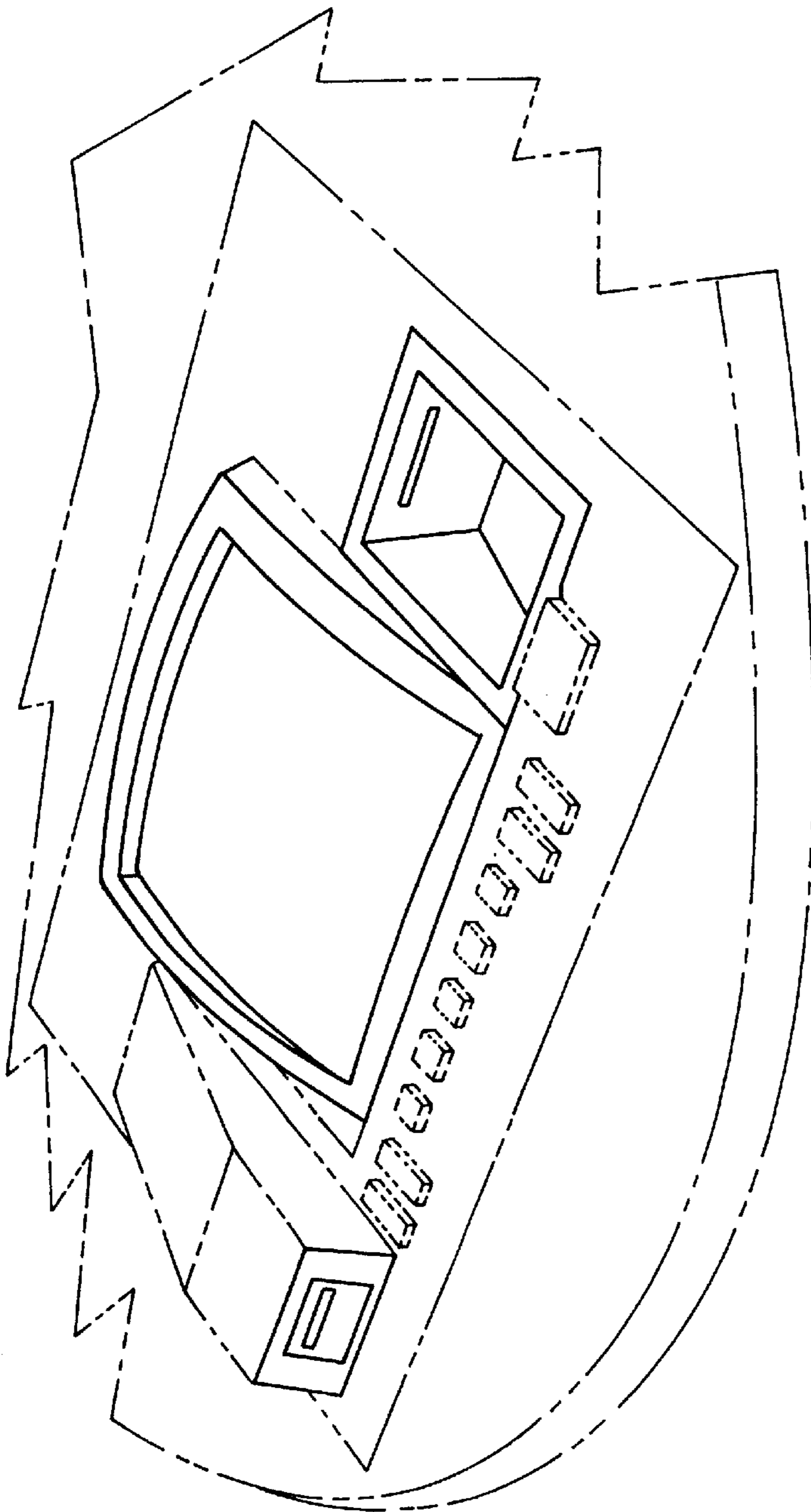


FIG. 2