



US00D451141B2

(12) **United States Design Patent**
Subilia

(10) **Patent No.:** **US D451,141 S**

(45) **Date of Patent:** **** Nov. 27, 2001**

(54) **PEN**

(76) **Inventor:** **Philippe Subilia**, Av. Mon-Repos 14,
1005 Lausanne (CH)

(**) **Term:** **14 Years**

(21) **Appl. No.:** **29/120,183**

(22) **Filed:** **Mar. 15, 2000**

(30) **Foreign Application Priority Data**

Sep. 22, 1999 (XH) DM/049 230

(51) **LOC (7) Cl.** **19-06**

(52) **U.S. Cl.** **D19/51; D19/48; D19/56**

(58) **Field of Search** D19/35, 36, 41-51,
D19/53-58, 81-85; 401/99-117, 209, 52,
195

(56) **References Cited**

U.S. PATENT DOCUMENTS

- D. 80,382 * 1/1930 Cuthbert et al. D19/51
- D. 81,748 * 8/1930 Kahn D19/48

- D. 148,218 * 12/1947 Fiedler D19/36
- D. 151,771 * 11/1948 Kaupmann D19/36
- 2,456,904 * 12/1948 Wahlstrom 401/195 X

OTHER PUBLICATIONS

Fahrney's Pens, see circled pen, top right, p. 20.*

* cited by examiner

Primary Examiner—Martie K. Holtje

(57) **CLAIM**

I claim the ornamental design for the pen, as shown and described.

DESCRIPTION

FIG. 1 is a back view of the new ornamental pen of the present invention.



FIG. 2 is a left side view of which the right side view is a mirror image thereof.

FIG. 3 is a front view thereof.

FIG. 4 is an enlarged top plan view thereof; and,

FIG. 5 is an enlarged bottom plan view thereof.

1 Claim, 1 Drawing Sheet






Fig. 1




Fig. 2




Fig. 3




Fig. 4




Fig. 5