



US00D451137B1

(12) **United States Design Patent**
Reichmann

(10) **Patent No.:** **US D451,137 S**

(45) **Date of Patent:** **** Nov. 27, 2001**

(54) **3-SIDED PEN**

(75) **Inventor:** **Andre Reichmann**, Port Washington,
NY (US)

(73) **Assignee:** **Dri Mark Products Inc.**, Port
Washington, NY (US)

(**) **Term:** **14 Years**

(21) **Appl. No.:** **29/134,826**

(22) **Filed:** **Dec. 29, 2000**

(51) **LOC (7) Cl.** **19-06**

(52) **U.S. Cl.** **D19/36; D19/49; D19/56**

(58) **Field of Search** **D19/35, 36, 41-51,**
D19/53-58, 81-85; 401/17, 20, 21, 29-34,
202, 262, 243-247, 170

D. 304,601	11/1989	Alskog .	
D. 306,316	* 2/1990	Shintani	D19/36
D. 342,279	12/1993	Avavil et al. .	
D. 363,947	* 11/1995	Kimura	D19/36
D. 369,384	* 4/1996	Yasoshima	D19/36
D. 370,088	* 5/1996	Burns	D28/86
D. 404,069	1/1999	Hasegawa .	
D. 414,201	* 9/1999	Larson et al.	D19/36
D. 443,642	* 6/2001	Tsuchikura	D19/36
2,805,646	* 9/1957	Shlesinger	401/170

* cited by examiner

Primary Examiner—Martie K. Holtje

(74) *Attorney, Agent, or Firm*—Ostrolenk, Faber, Gerb &
Soffen, LLP

(57) **CLAIM**

The ornamental design for a 3-sided pen, as shown and
described.

(56) **References Cited**

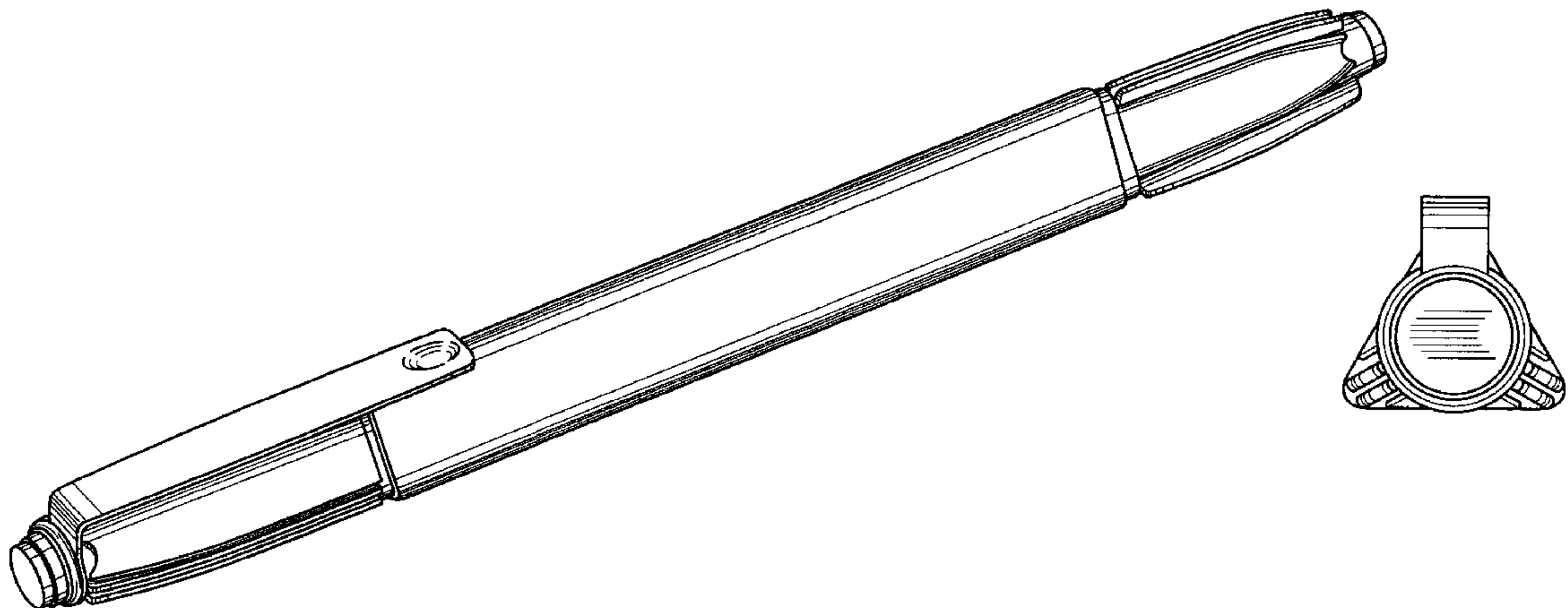
U.S. PATENT DOCUMENTS

D. 79,456	6/1929	Coby .	
D. 105,623	8/1937	Trollen .	
D. 161,826	2/1951	Ferber .	
D. 177,370	4/1956	Ensign .	
D. 177,560	5/1956	Ensign .	
D. 198,419	* 6/1964	Hankins	D19/49
D. 223,688	* 5/1972	Schnur et al.	D19/49
D. 247,246	2/1978	Verona .	

DESCRIPTION

FIG. 1 is a perspective view of the present invention;
FIG. 2 is a front elevational view;
FIG. 3 is a rear elevational view;
FIG. 4 is a left side elevational view;
FIG. 5 is a right side elevational view;
FIG. 6 is a top plan view; and,
FIG. 7 is a bottom plan view thereof.

1 Claim, 4 Drawing Sheets



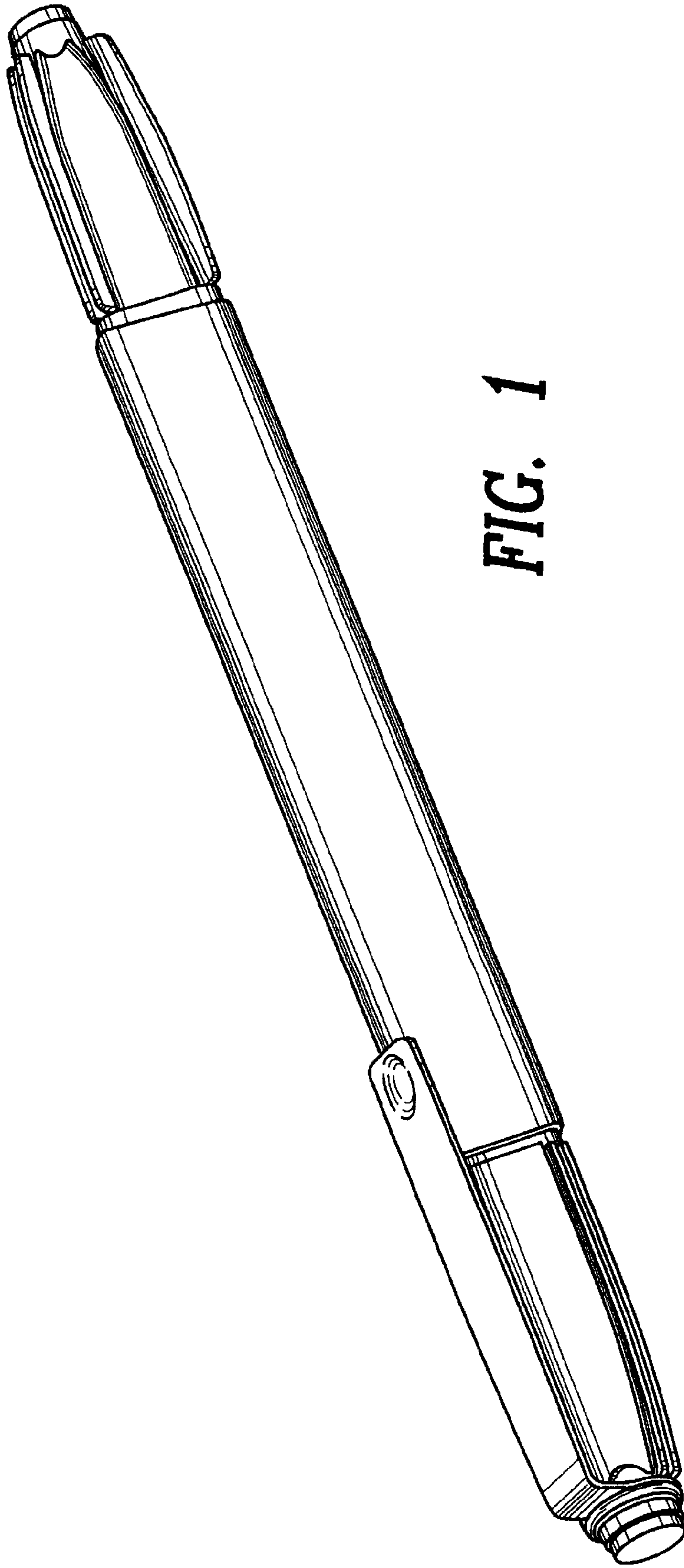


FIG. 1




FIG. 2




FIG. 3

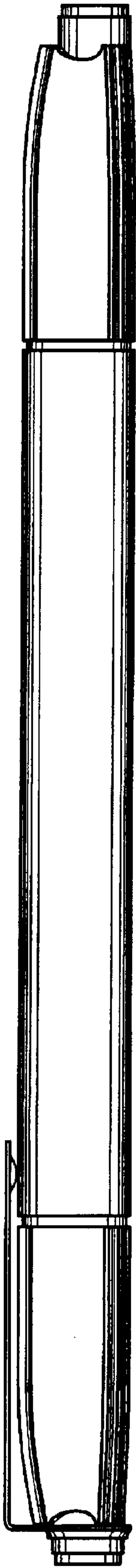


FIG. 4

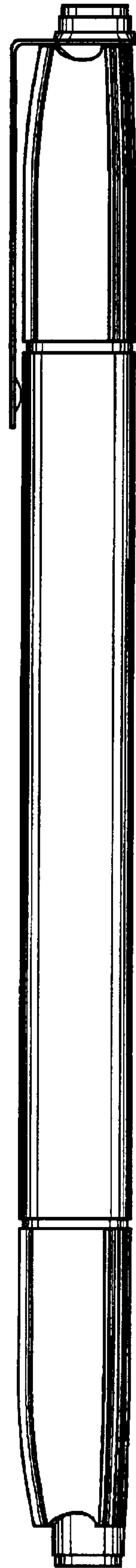


FIG. 5

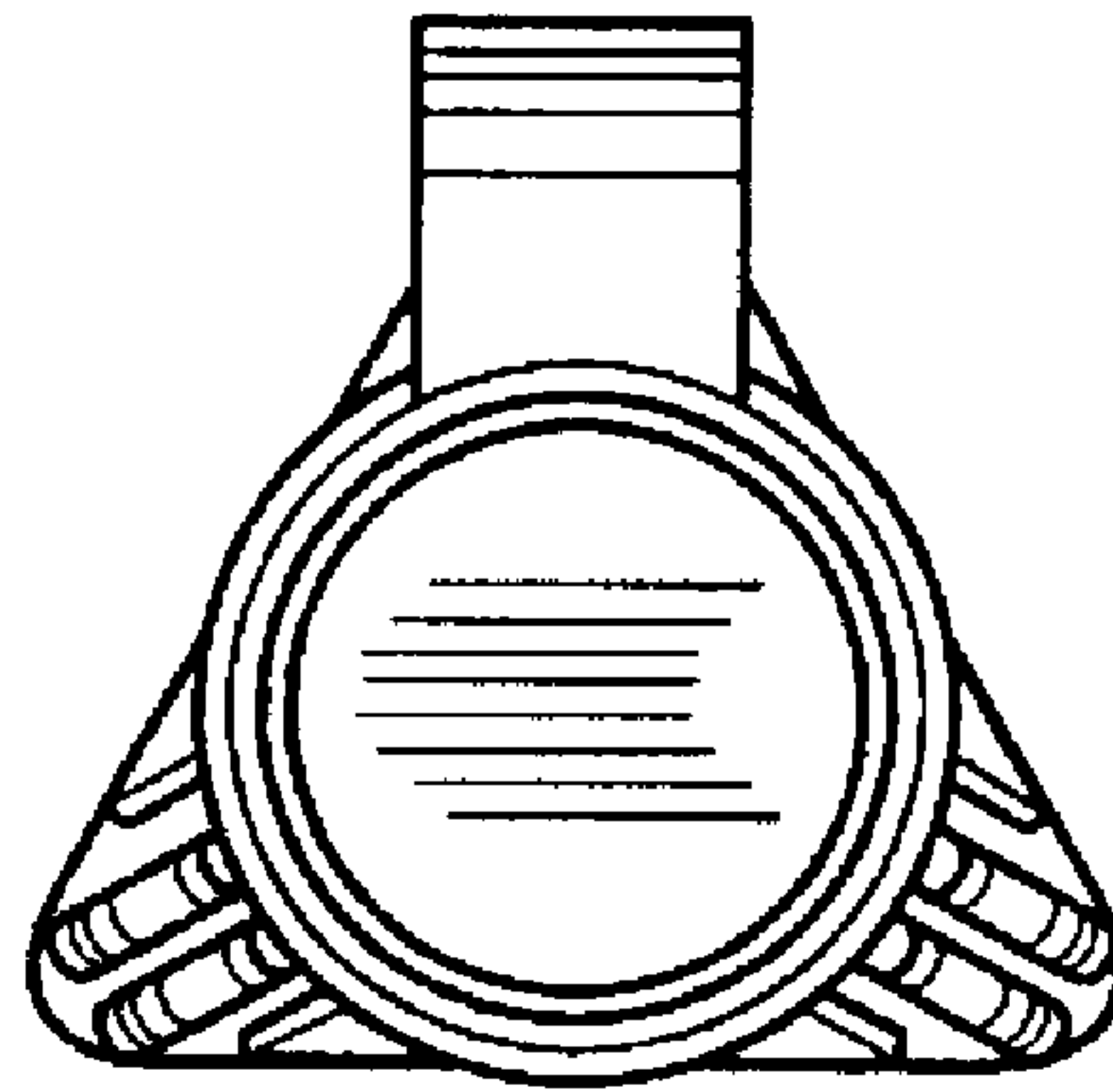


FIG. 6




FIG. 7