



US00D451136B1

(12) **United States Design Patent**
Goodman et al.

(10) **Patent No.:** **US D451,136 S**

(45) **Date of Patent:** **** Nov. 27, 2001**

(54) **BOOKEND**

850,977 * 4/1907 Smith 211/43

(75) Inventors: **Sheldon H. Goodman**, 30905 Stratford,
Solon, OH (US) 44139; **Brian**
Stelmarski, Mayfield Heights, OH (US)

* cited by examiner

Primary Examiner—Paula A. Mortimer
(74) *Attorney, Agent, or Firm*—Pearne & Gordon LLP

(73) Assignee: **Sheldon H. Goodman**, Solon, OH (US)

(57) **CLAIM**

(**) Term: **14 Years**

The ornamental design for a bookend, as shown and described.

(21) Appl. No.: **29/135,543**

DESCRIPTION

(22) Filed: **Jan. 12, 2001**

(51) **LOC (7) Cl.** **06-06**

(52) **U.S. Cl.** **D19/34.1**

(58) **Field of Search** D19/34.1, 34.2,
D19/34.3, 75, 86, 65, 90; 211/42, 43, 45,
49

FIG. 1 is a perspective view of a bookend showing our new design;

FIG. 2 is a front elevational view thereof;

FIG. 3 is a right side elevational view thereof;

FIG. 4 is a top plan view thereof;

FIG. 5 is a rear elevational view thereof;

FIG. 6 is a bottom plan view thereof; and,

FIG. 7 is a left side elevational view thereof.

The broken line showing of the circular member in FIGS. 1, 4, and 6 is for illustrative purposes only and forms no part of the claimed design.

(56) **References Cited**


U.S. PATENT DOCUMENTS

D. 314,399 * 2/1991 Soporowski et al. D19/34.1

D. 336,106 6/1993 Goodman et al. .

D. 336,107 6/1993 Goodman et al. .

1 Claim, 3 Drawing Sheets






Fig. 1

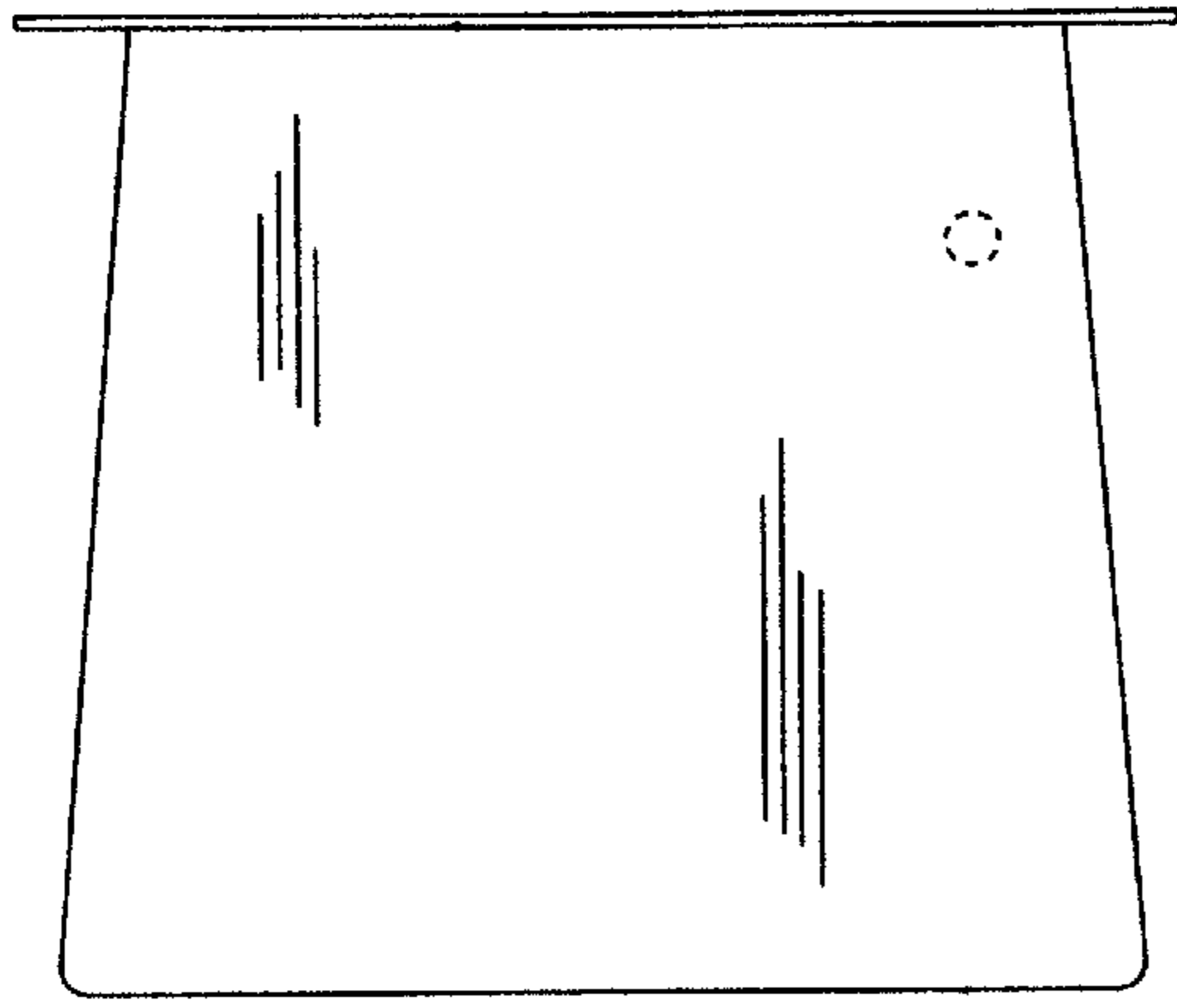


Fig. 4

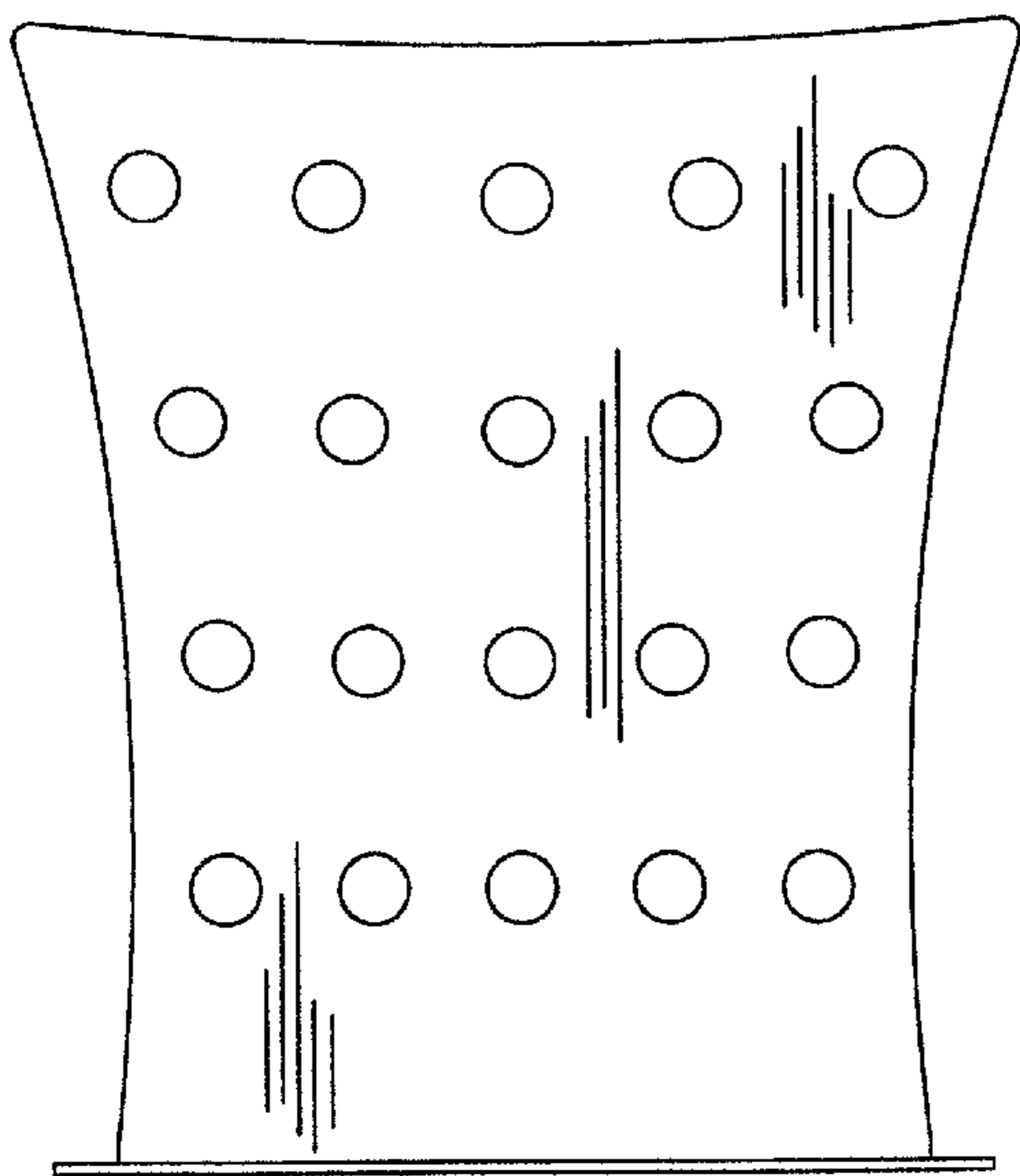


Fig. 2




Fig. 3

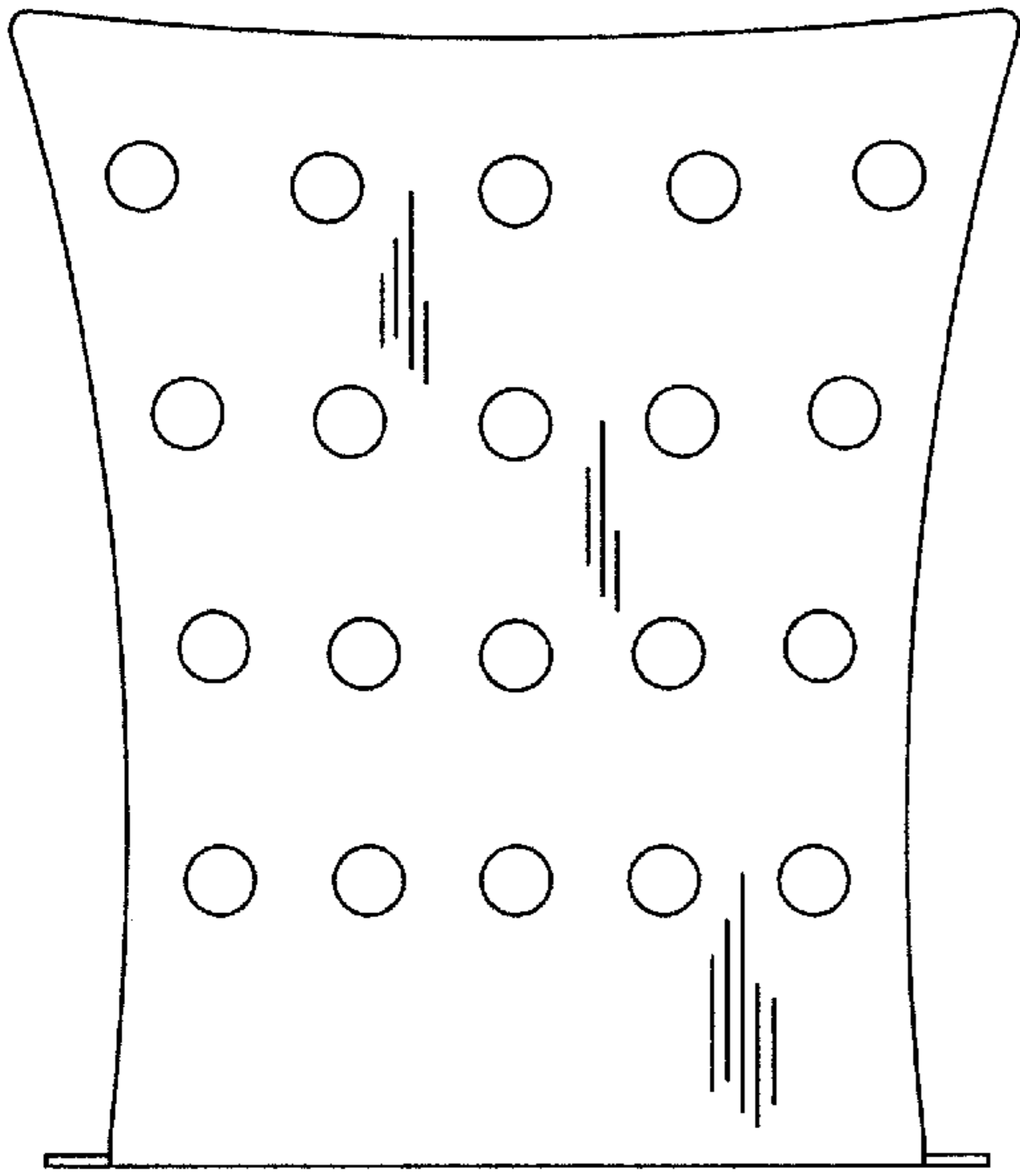


Fig. 5




Fig. 7

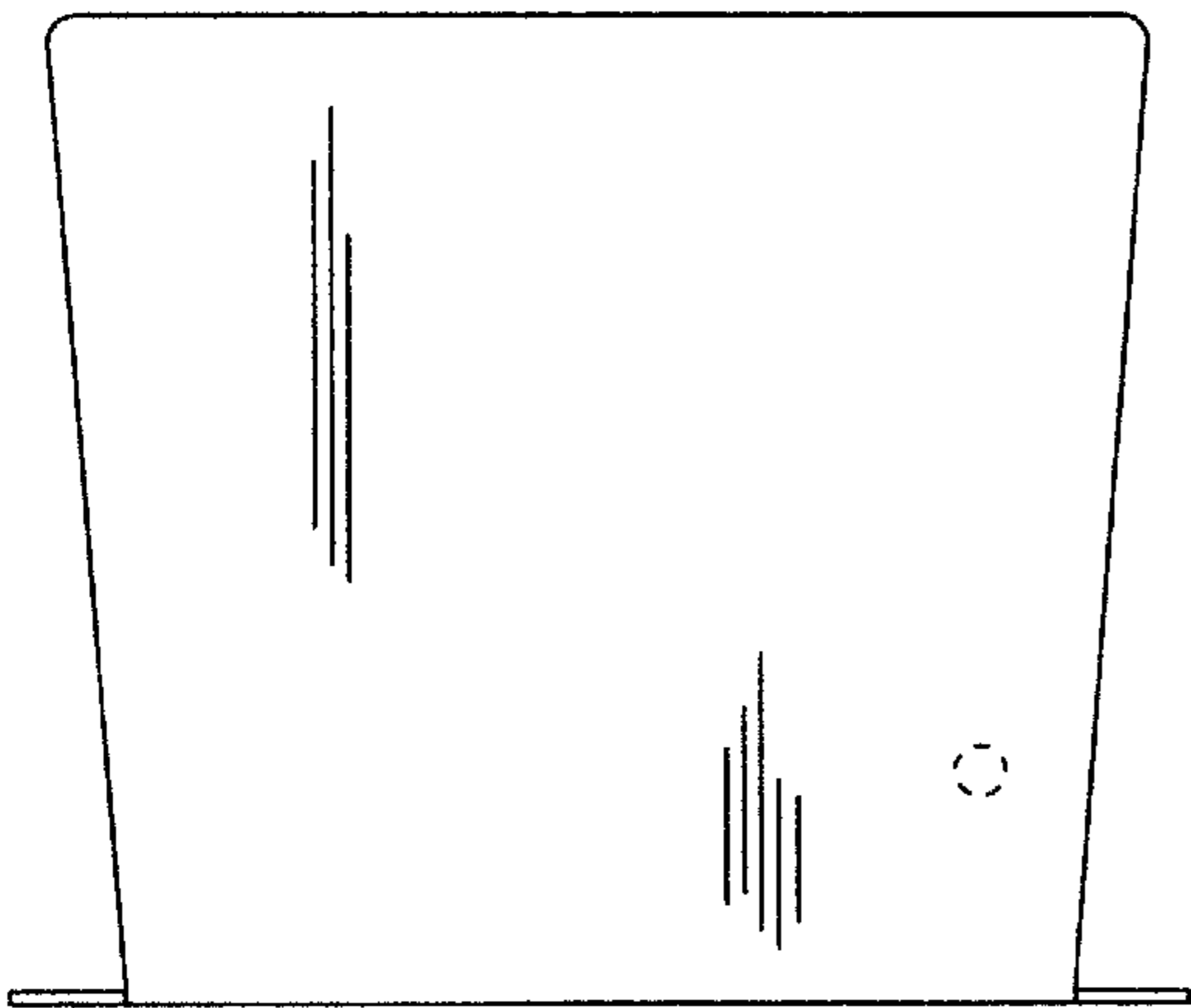


Fig. 6