



US00D451114B2

(12) **United States Design Patent**
Tanaka

(10) **Patent No.:** **US D451,114 S**

(45) **Date of Patent:** **** Nov. 27, 2001**

(54) **ELECTRONIC STILL CAMERA**

(75) Inventor: **Kunihiko Tanaka**, Tokyo (JP)

(73) Assignee: **Fuji Photo Film Co., Ltd.**, Kanagawa (JP)

(**) Term: **14 Years**

(21) Appl. No.: **29/126,947**

(22) Filed: **Jul. 28, 2000**

(30) **Foreign Application Priority Data**

Jan. 28, 2000 (JP) 12-001237

(51) **LOC (7) Cl.** **16-01**

(52) **U.S. Cl.** **D16/202**

(58) **Field of Search** D16/200-206,
D16/208, 217, 218; 348/373-376; 358/906,
909.1; 396/535-541

(56) **References Cited**

U.S. PATENT DOCUMENTS

- D. 410,665 * 6/1999 Shinano D16/202
- D. 422,611 4/2000 Katayama et al. D16/202
- D. 435,572 * 12/2000 Maeyama D16/202
- D. 439,920 * 4/2001 Katayama D16/202

- D. 441,777 * 5/2001 Katayama D16/202
- 4,456,931 * 6/1984 Toyoda et al. 358/906
- 4,943,822 * 7/1990 Braunhut 396/535

* cited by examiner

Primary Examiner—Adir Aronovich

(74) *Attorney, Agent, or Firm*—Young & Thompson


(57) **CLAIM**

The ornamental design for an electronic still camera, as shown and described.


DESCRIPTION

FIG. 1 is a top, front and side perspective view of an electronic still camera showing my new design;
 FIG. 2 is a front elevational view thereof;
 FIG. 3 is a rear elevational view thereof;
 FIG. 4 is a top plan view thereof;
 FIG. 5 is a bottom plan view thereof;
 FIG. 6 is a side elevational view thereof from the right of FIG. 2;
 FIG. 7 is a side elevational view thereof from the left of FIG. 2; and,
 FIG. 8 is a view similar to FIG. 2 but with the parts in a different position.

1 Claim, 4 Drawing Sheets



F I G. 1



F I G. 2

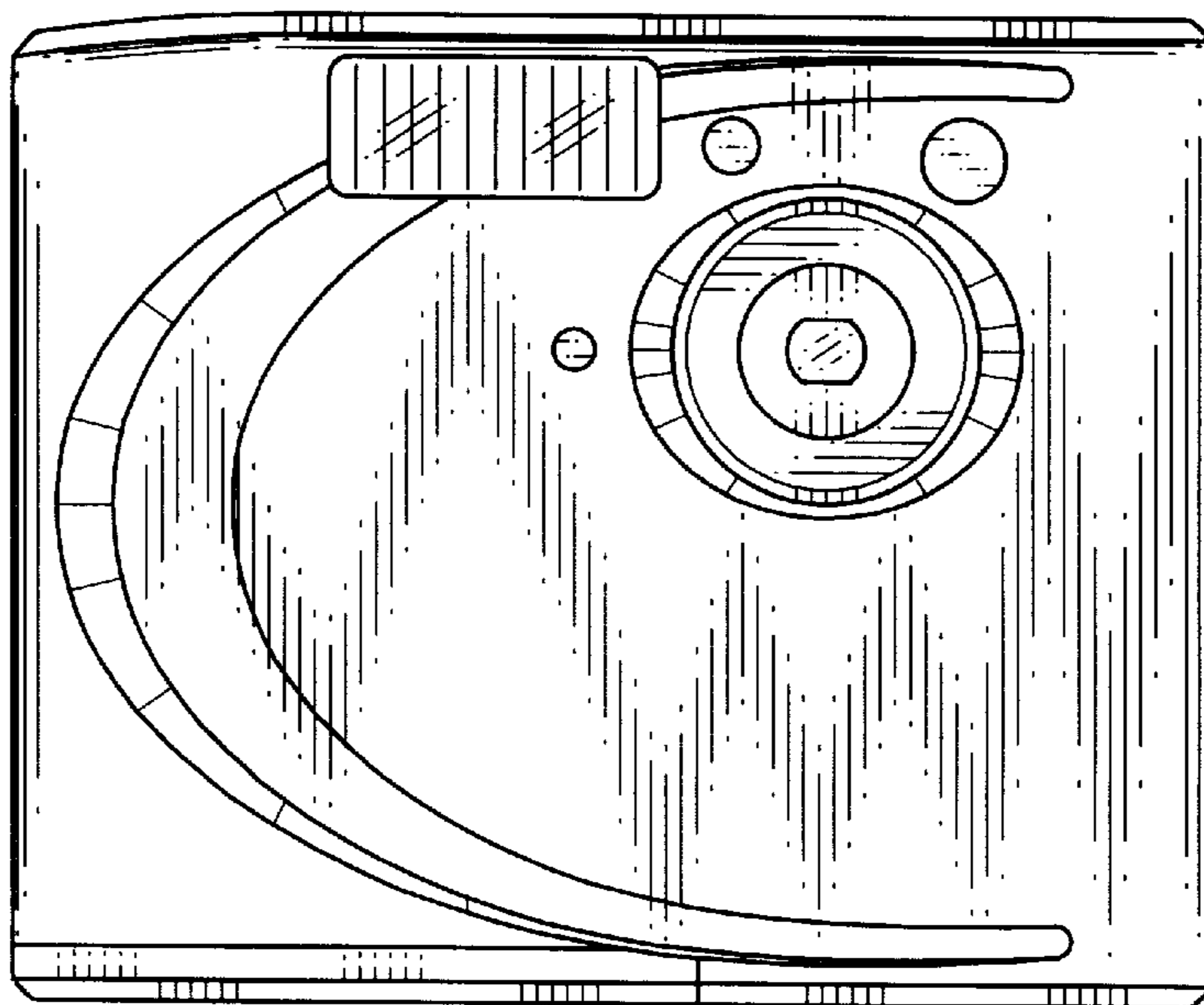


FIG. 3

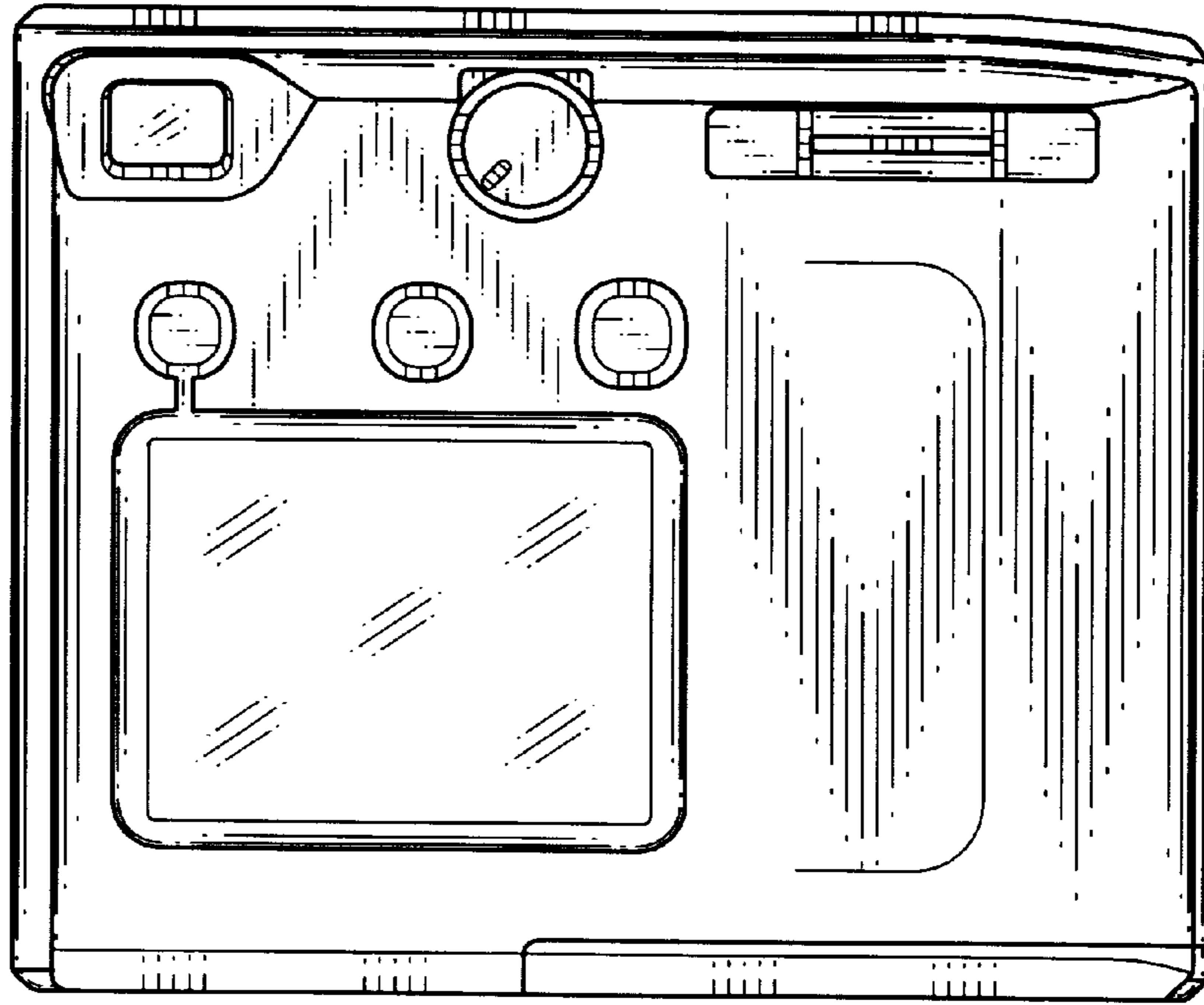


FIG. 4

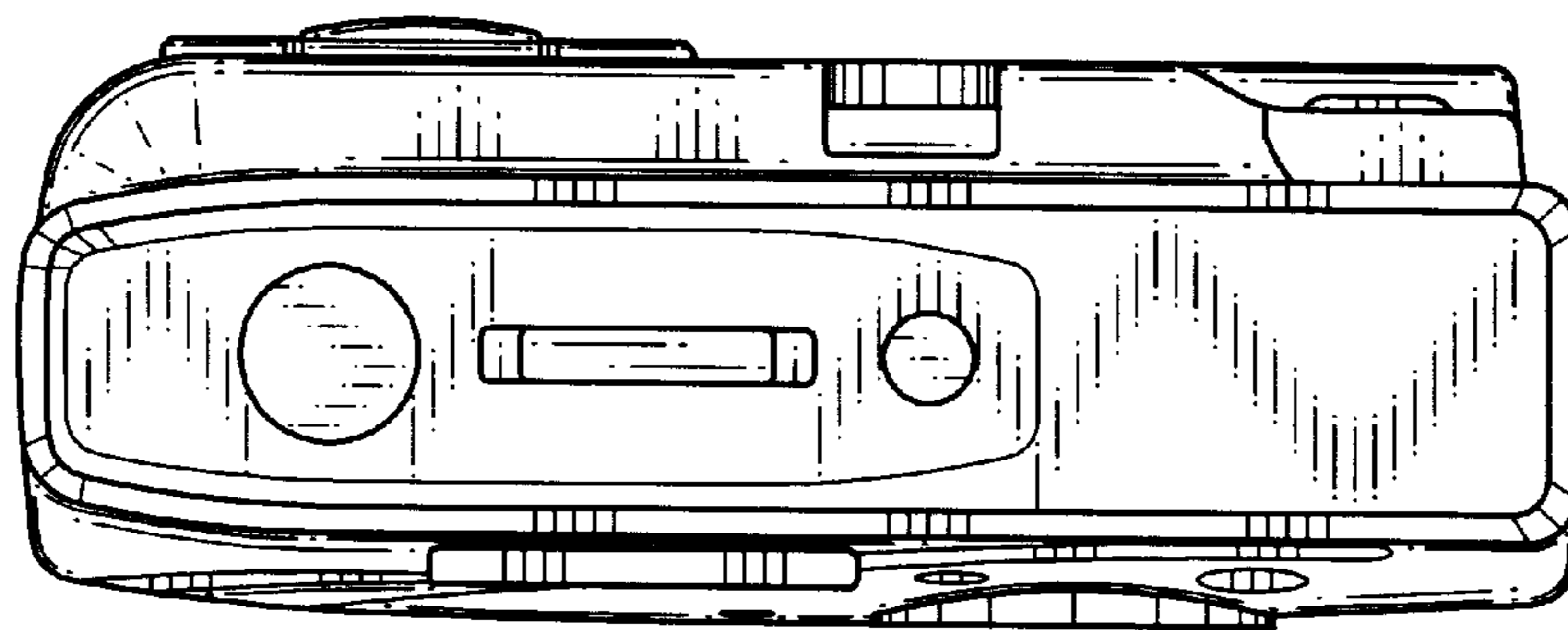


FIG. 5

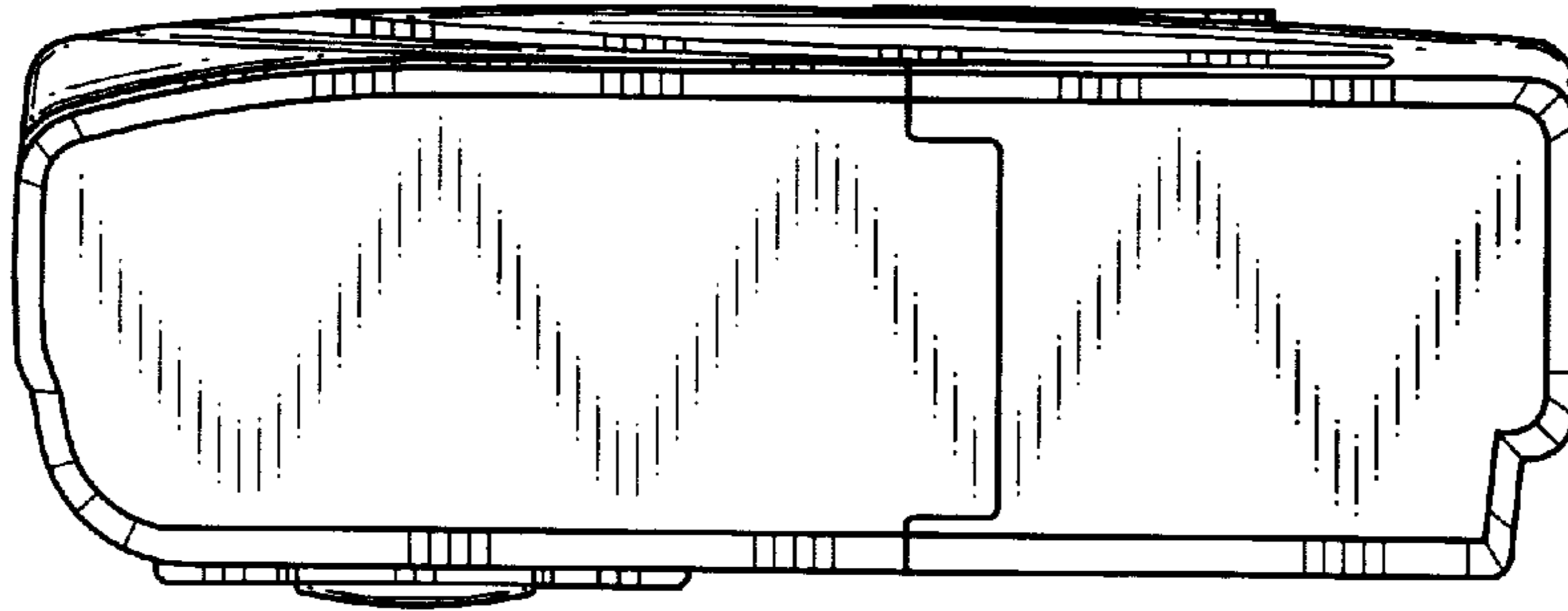


FIG. 6



FIG. 7

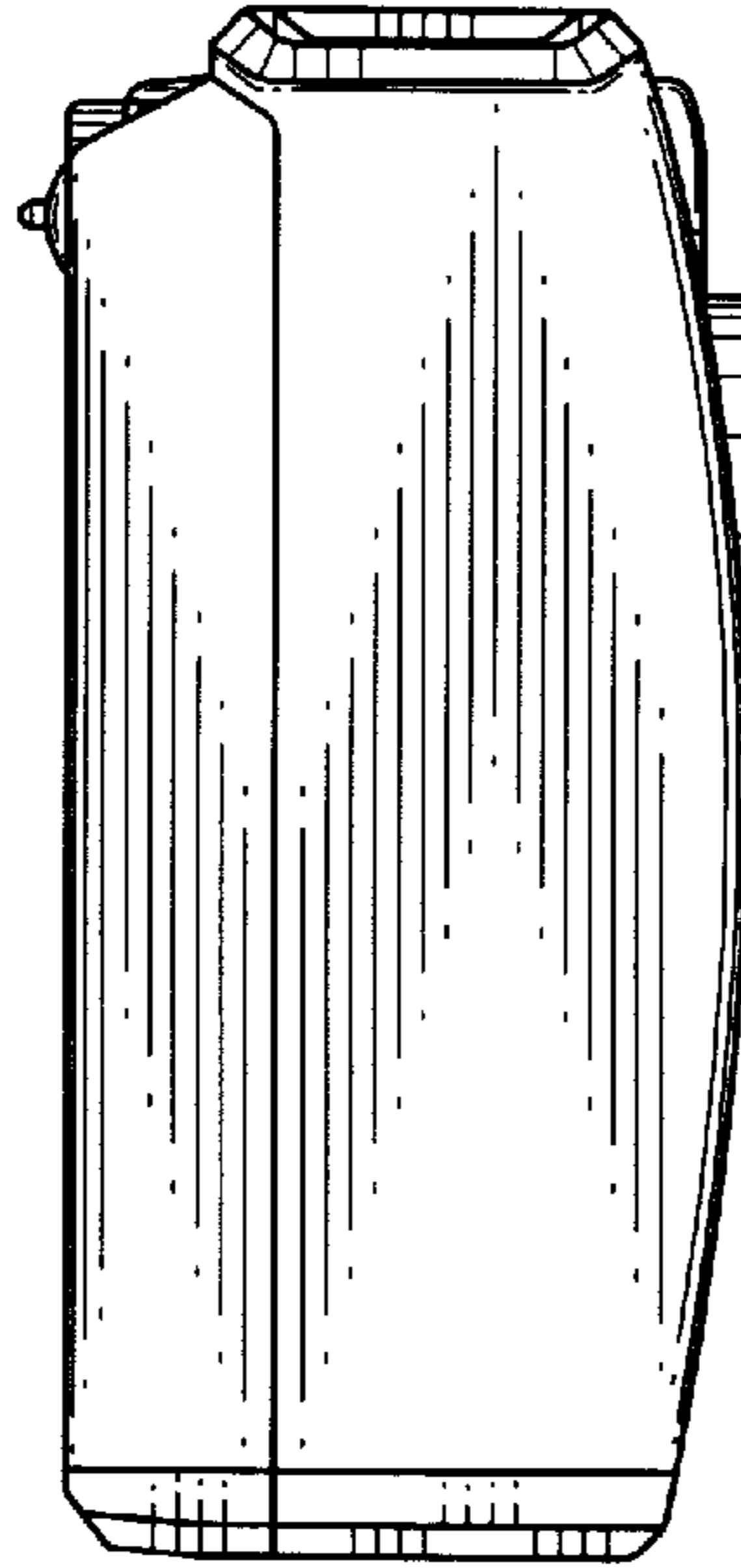


FIG. 8

