



US00D451098B1

(12) **United States Design Patent**  
**Fisher et al.**

(10) **Patent No.:** **US D451,098 S**

(45) **Date of Patent:** **\*\* Nov. 27, 2001**

(54) **PORTION OF AN ELECTRONIC MOUSE**

(75) Inventors: **Steven W. Fisher**, Edmonds; **Hugh E. McLoone**, Bellevue, both of WA (US)

(73) Assignee: **Microsoft Corporation**, Redmond, WA (US)

(\*\*) Term: **14 Years**

(21) Appl. No.: **29/142,617**

(22) Filed: **May 31, 2001**

(51) **LOC (7) Cl.** ..... **14-02**

(52) **U.S. Cl.** ..... **D14/402; D14/408**

(58) **Field of Search** ..... D14/402-410,  
D14/417; 345/156-167; 200/5 R, 5 A, 6 R,  
6 A; 273/148 B; 74/471 XY; 463/36, 37,  
38

(56) **References Cited**

**U.S. PATENT DOCUMENTS**

- D. 433,413 \* 11/2000 Rosenberg et al. .... D14/402
- D. 436,961 \* 1/2001 Ledbetter et al. .... D14/402
- D. 437,853 \* 2/2001 Ledbetter et al. .... D14/402

- D. 437,854 \* 2/2001 Han et al. .... D14/402
- D. 438,208 \* 2/2001 Jones et al. .... D14/402
- D. 442,592 \* 5/2001 Ledbetter et al. .... D14/402
- D. 443,616 \* 6/2001 Fisher et al. .... D14/402

\* cited by examiner

*Primary Examiner*—Kay H. Chin

(74) *Attorney, Agent, or Firm*—Banner & Witcoff, Ltd.

(57) **CLAIM**

The ornamental design for a portion of an electronic mouse, as shown and described.

**DESCRIPTION**

FIG. 1 is a first perspective view of a portion of an electronic mouse showing our new design;

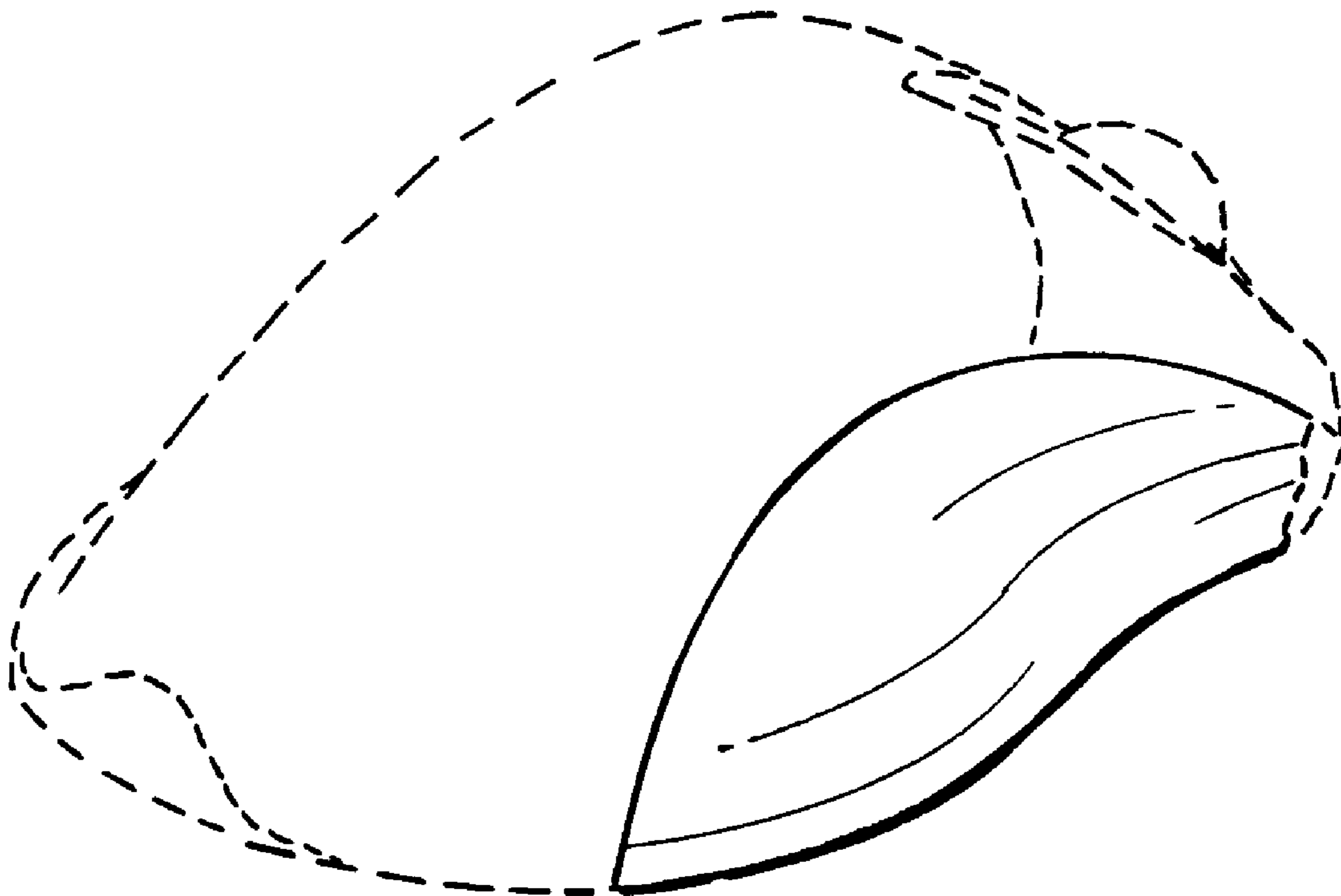
FIG. 2 is a second perspective view of a portion of an electronic mouse showing our new design;

FIG. 3 is a side view thereof; and,

FIG. 4 is a top view thereof.

The broken line showing of the remainder of the electronic mouse is for illustrative purposes only and forms no part of the claimed design.

**1 Claim, 2 Drawing Sheets**



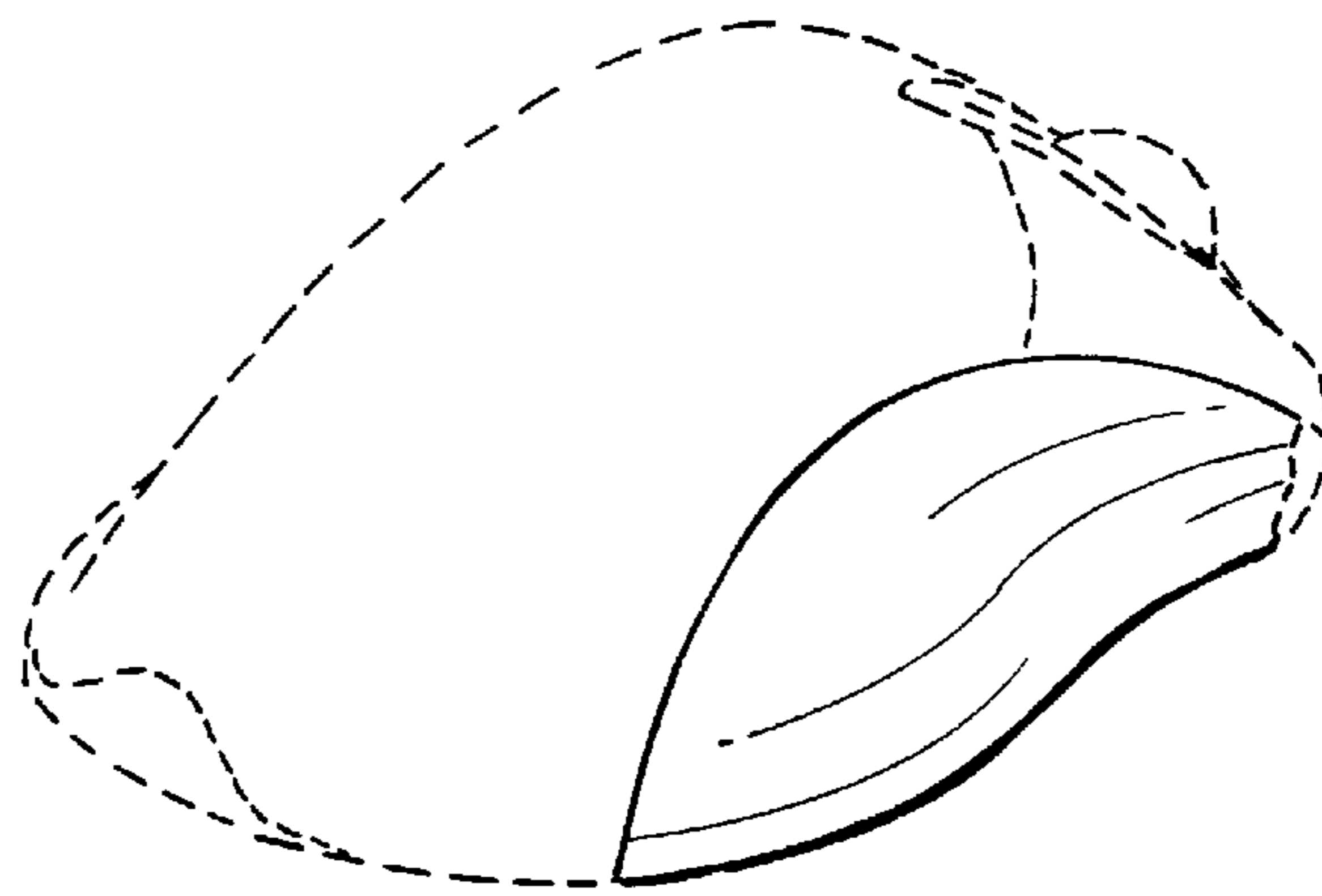


FIG. 1

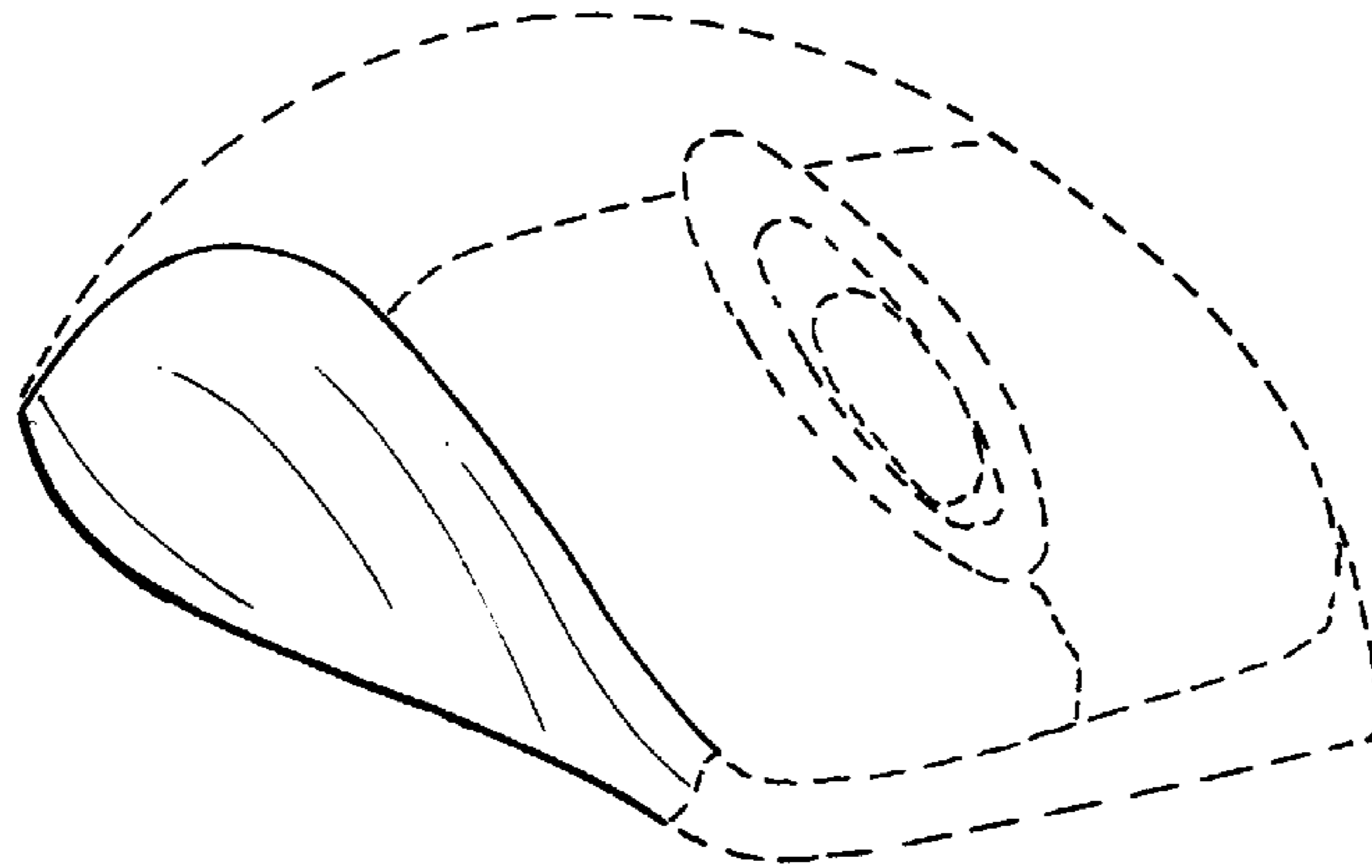


FIG. 2

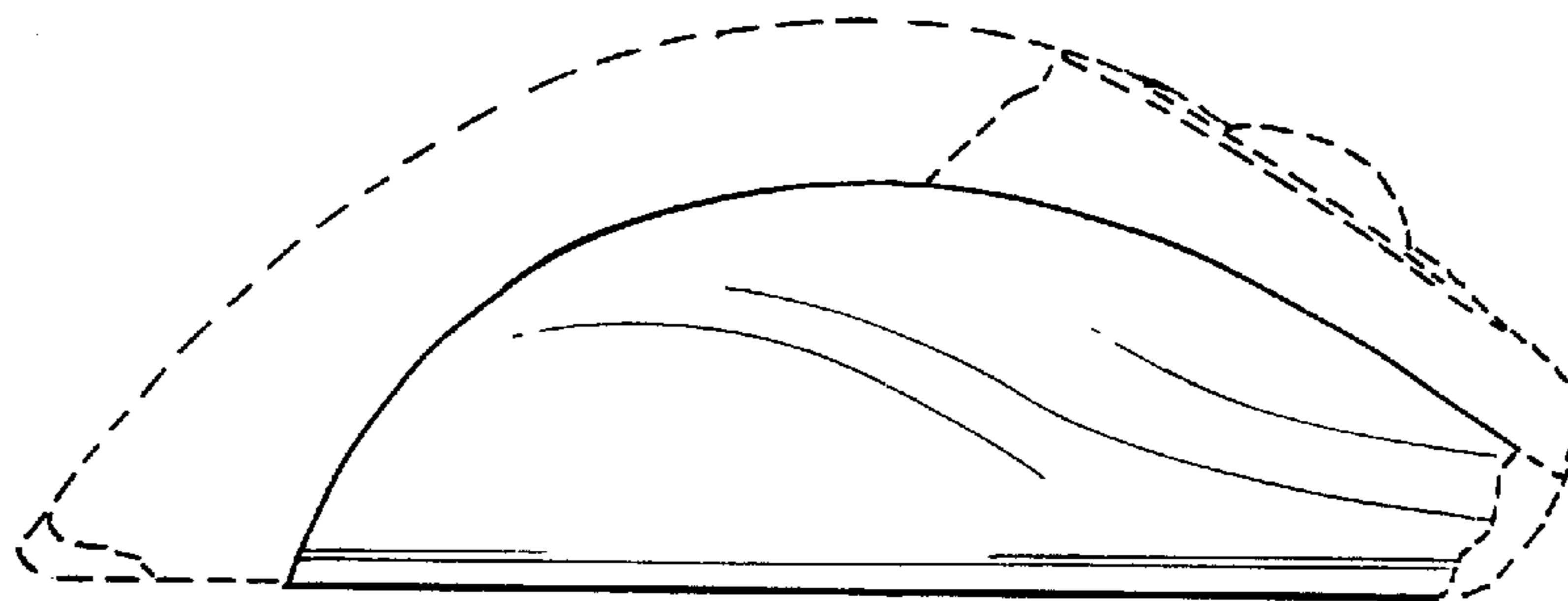


FIG. 3

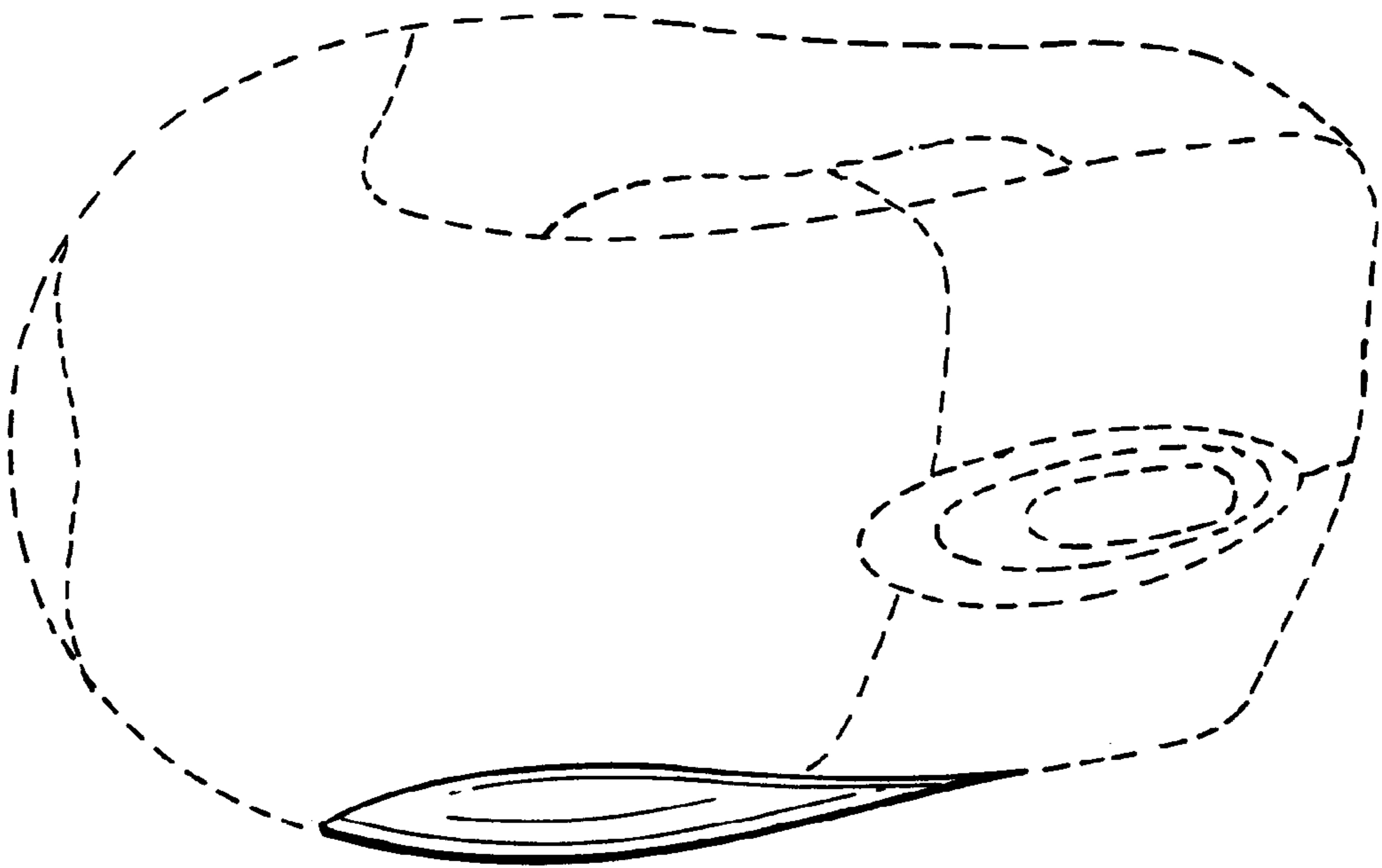


FIG. 4