



US00D451064B1

(12) **United States Design Patent**
Cormican

(10) **Patent No.: US D451,064 S**

(45) **Date of Patent: ** Nov. 27, 2001**

(54) **BOGIE WHEEL FOR A SNOWMOBILE TRACK**

D. 430,094 * 8/2000 Hale, Jr. D12/210
D. 436,910 * 1/2001 Hale, Jr. D12/210
4,146,101 * 3/1979 Plourde 180/182

(76) Inventor: **Dale D. Cormican**, Rte. 1, Box 153,
Mentor, MN (US) 56736

* cited by examiner

(**) Term: **14 Years**

Primary Examiner—Stacia Cadmus

(74) *Attorney, Agent, or Firm*—Michael S. Neustel

(21) Appl. No.: **29/139,158**

(57) **CLAIM**

(22) Filed: **Mar. 26, 2001**

The ornamental design for a bogie wheel for a snowmobile track, as shown and described.

(51) **LOC (7) Cl.** **12-16**

(52) **U.S. Cl.** **D12/210; D12/7**

(58) **Field of Search** D12/210, 7, 204,
D12/213; 301/37.1, 64.1, 65; 180/5, 182-185,
190, 193

DESCRIPTION

FIG. 1 is a left side view of a bogie wheel for a snowmobile track showing my new design;
FIG. 2 is a right side view of a bogie wheel for a snowmobile track showing my new design;
FIG. 3 is a front view of a bogie wheel for a snowmobile track showing my new design;
FIG. 4 is a section view thereof, taken along line 4—4 in FIG. 1; and,
FIG. 5 is an upper perspective view of a bogie wheel for a snowmobile track showing my new design illustrating the tapered holes contained within.

(56) **References Cited**

U.S. PATENT DOCUMENTS

D. 59,746 * 11/1921 Herold D12/204
D. 92,344 * 5/1934 Green D12/210
D. 194,099 * 11/1962 Walsh D12/210
D. 246,735 * 12/1977 Daenen D12/204
D. 361,975 * 9/1995 Weld D12/210
D. 422,531 * 4/2000 Courtemanche D12/7
D. 427,961 * 7/2000 Donikoglu D12/210

1 Claim, 5 Drawing Sheets

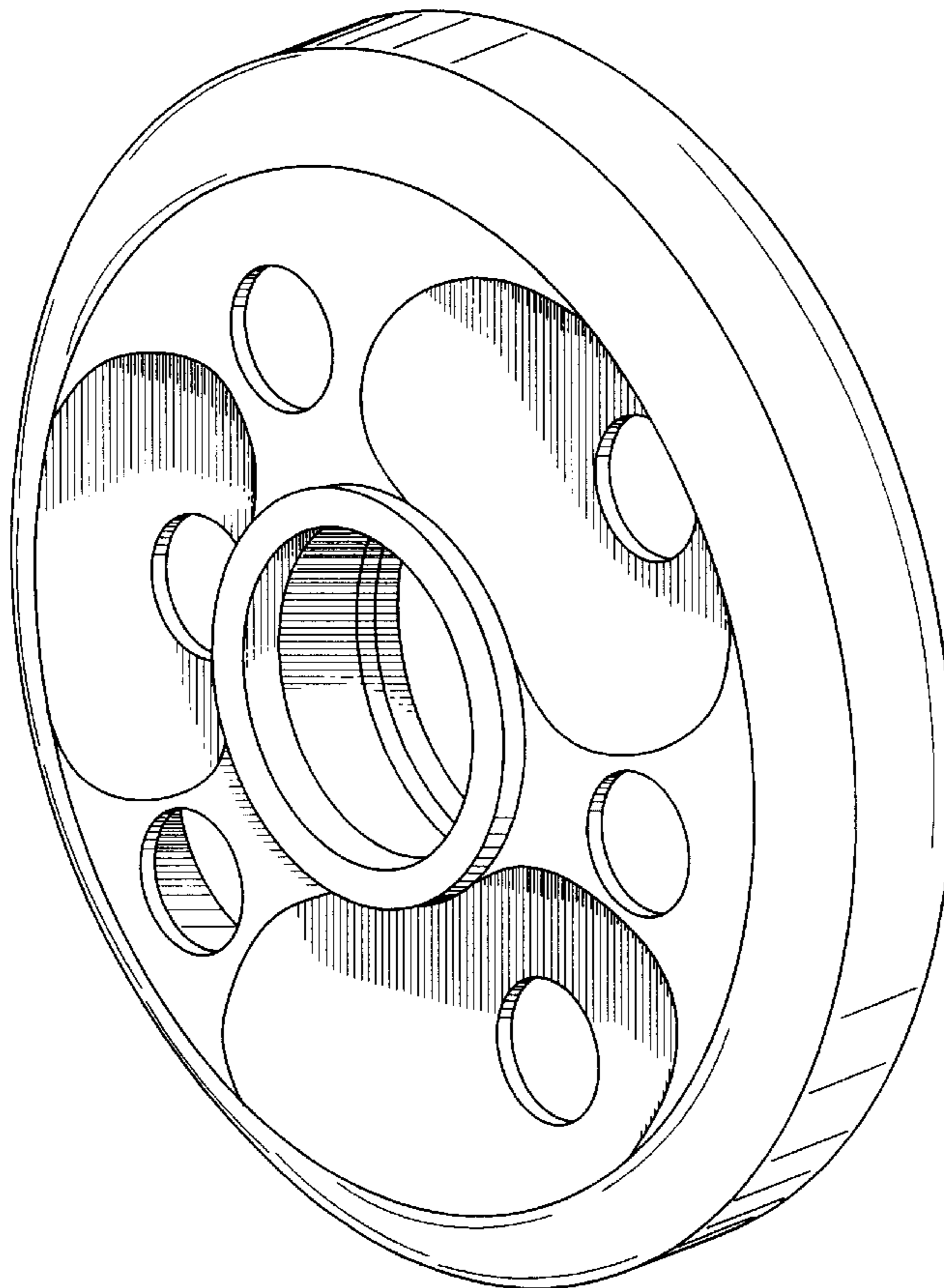


FIG 1

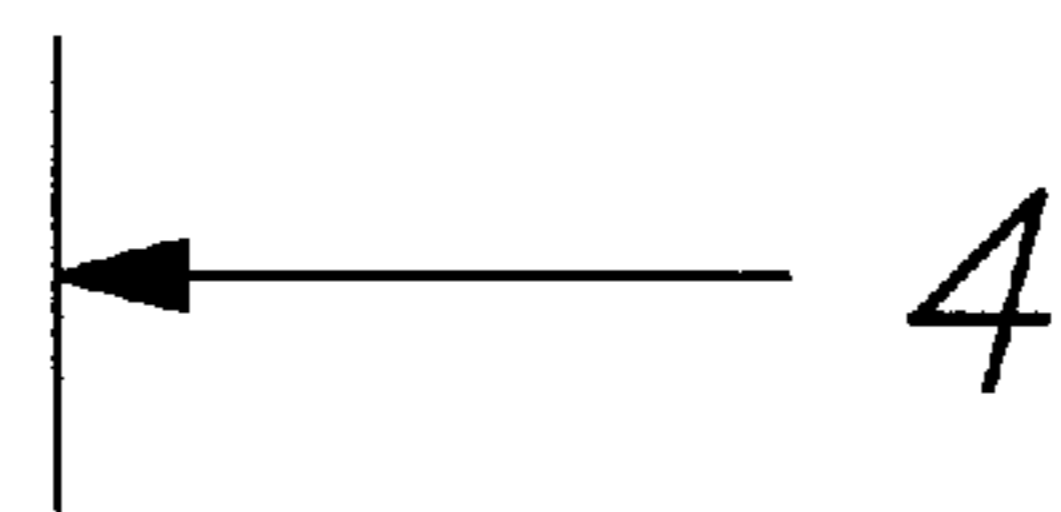

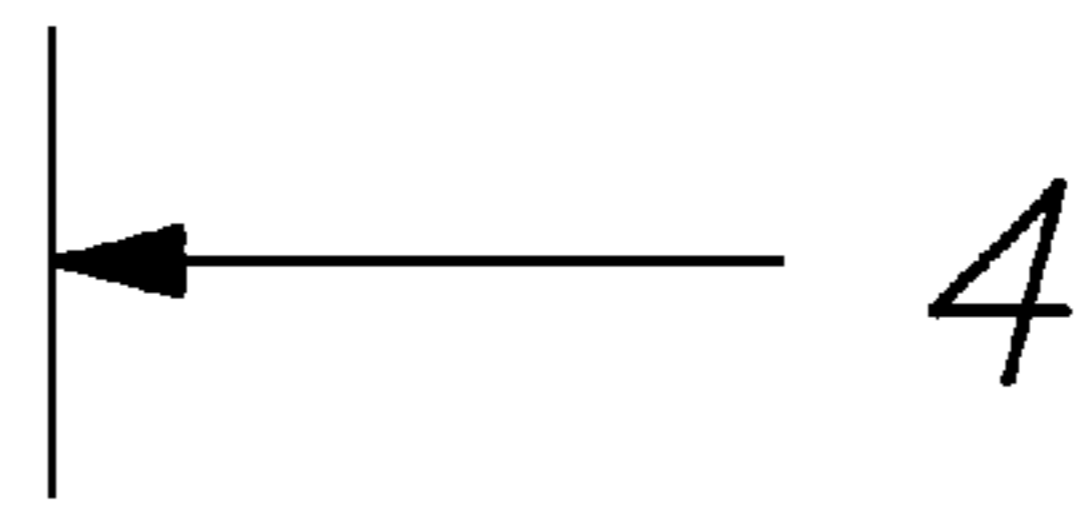


FIG 2




FIG 3

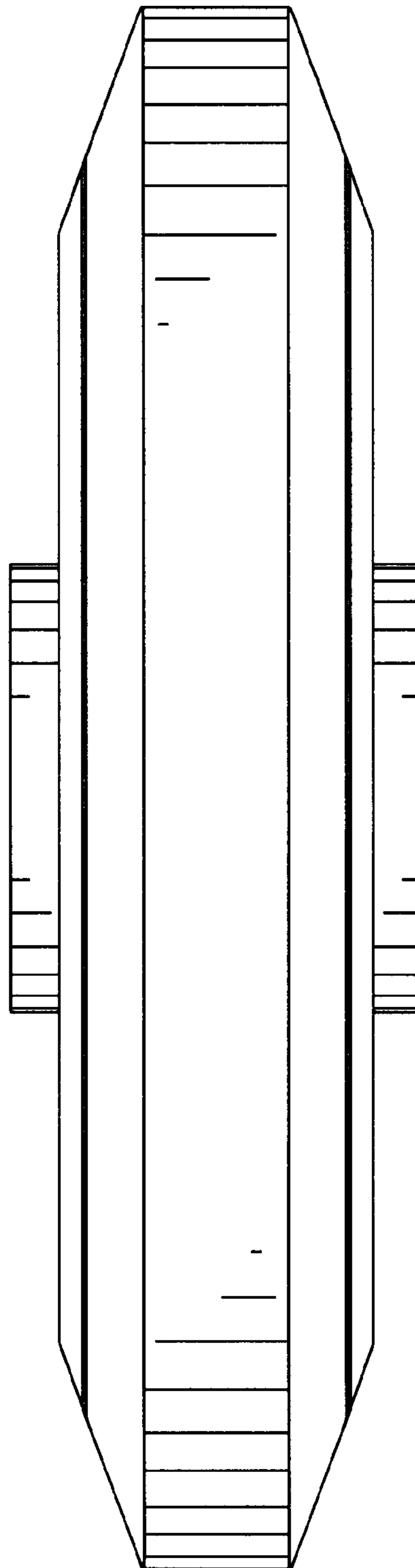


FIG 4

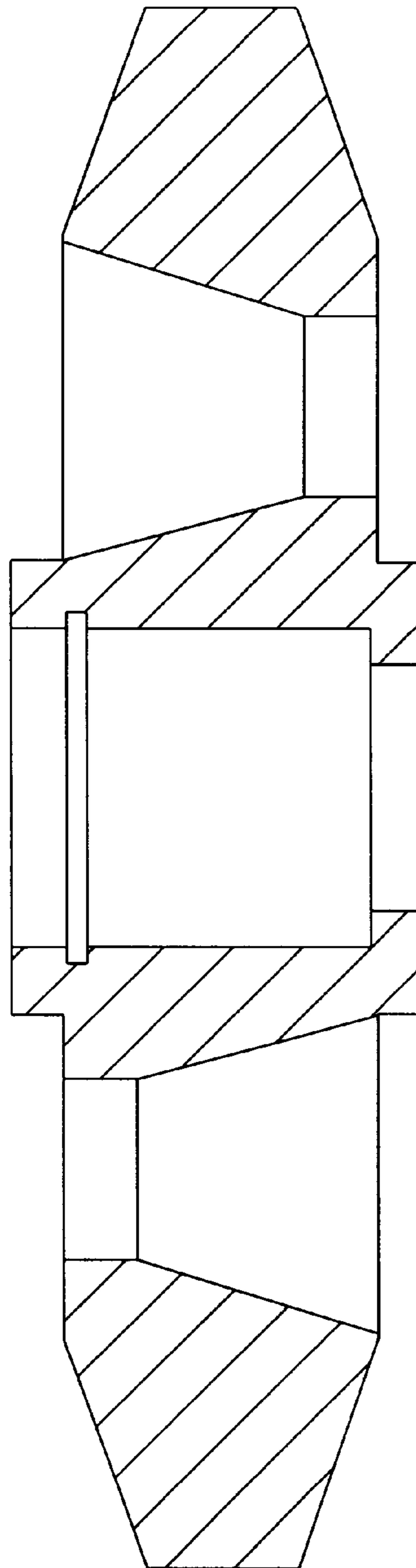


FIG 5

