



US00D451048B1

(12) **United States Design Patent**
Adams

(10) **Patent No.:** **US D451,048 S**

(45) **Date of Patent:** **** Nov. 27, 2001**

(54) **NOVELTY WINDOW ORNAMENT**

(76) **Inventor:** **John R Adams**, 3270 Main St. P.O.
Box 680, Cottonwood, CA (US) 96022

(**) **Term:** **14 Years**

(21) **Appl. No.:** **29/131,801**

(22) **Filed:** **Oct. 26, 2000**

(51) **LOC (7) Cl.** **11-02**

(52) **U.S. Cl.** **D11/133; D21/812**

(58) **Field of Search** **D11/117, 131,**
D11/133, 157; D21/398, 811, 812; D20/11;
472/57, 67, 69, 70, 81

(56) **References Cited**

U.S. PATENT DOCUMENTS

D. 388,832	1/1998	Stiemert .	
714,534	* 11/1902	Thomas	472/69
2,117,809	* 5/1938	Krug	472/69
3,313,043	* 4/1967	Nielsen	472/69 X
3,484,103	* 12/1969	Poynter	472/70
3,856,609	12/1974	Maas .	
4,940,258	7/1990	Cuba, Jr. et al. .	
5,267,899	12/1993	Longtin .	

5,447,760	9/1995	Watras .	
5,478,612	12/1995	Hack et al. .	
6,241,620	* 6/2001	Santa Cruz et al.	472/69

* cited by examiner

Primary Examiner—Dominic Simone

(57) **CLAIM**

The ornamental design for a novelty window ornament, as shown and described.

DESCRIPTION

FIG. 1 is a front elevational view of the novelty window ornament of the present invention;
 FIG. 2 is a rear elevational view of the novelty window ornament of FIG. 1;
 FIG. 3 is a left side elevational view of the novelty window ornament of FIG. 1;
 FIG. 4 is a right side elevational view of the novelty window ornament of FIG. 1;
 FIG. 5 is a top plan view of the novelty window ornament of FIG. 1; and,
 FIG. 6 is a bottom plan view of the novelty window ornament of FIG. 1.

1 Claim, 4 Drawing Sheets

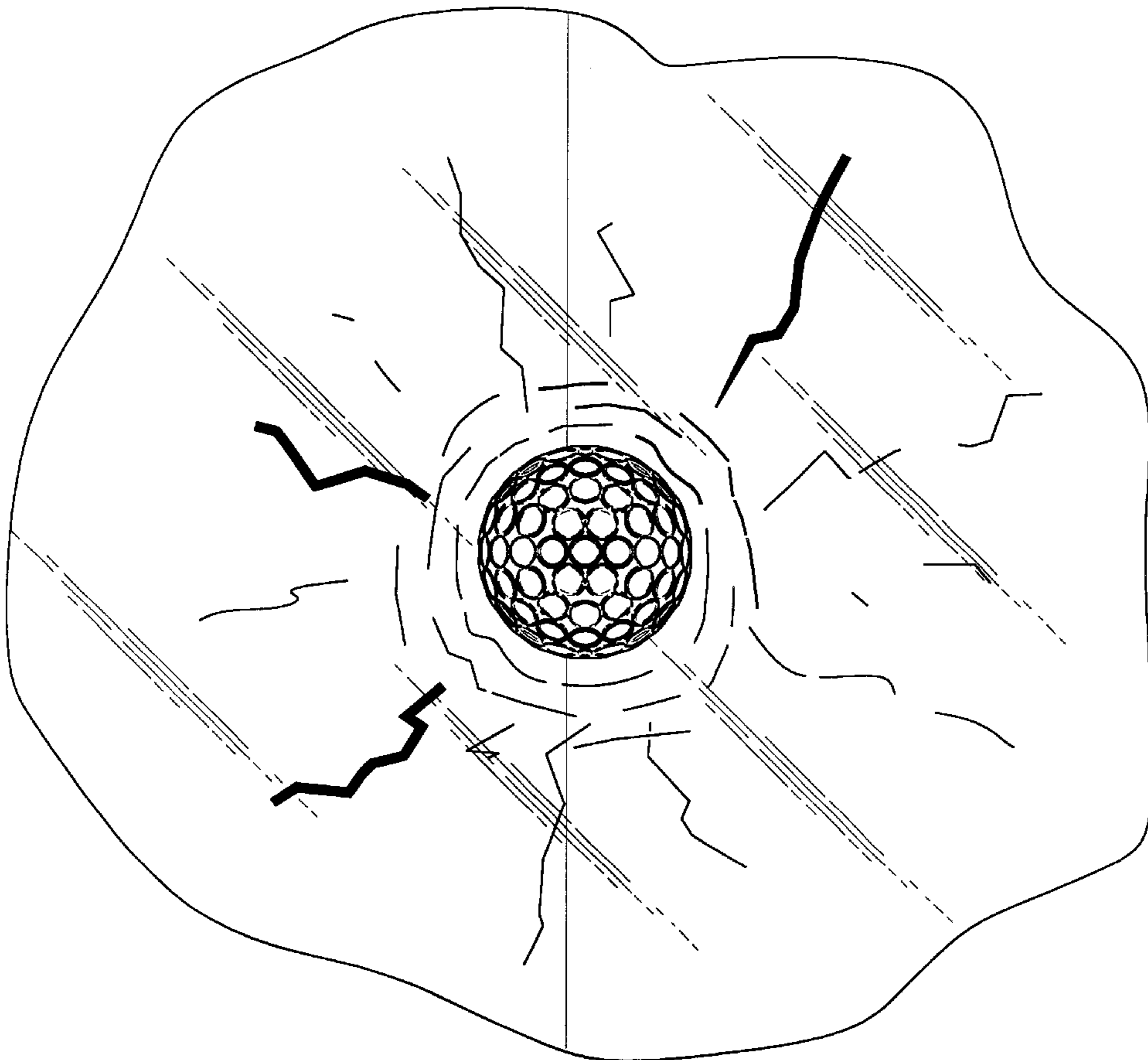


FIG. 1

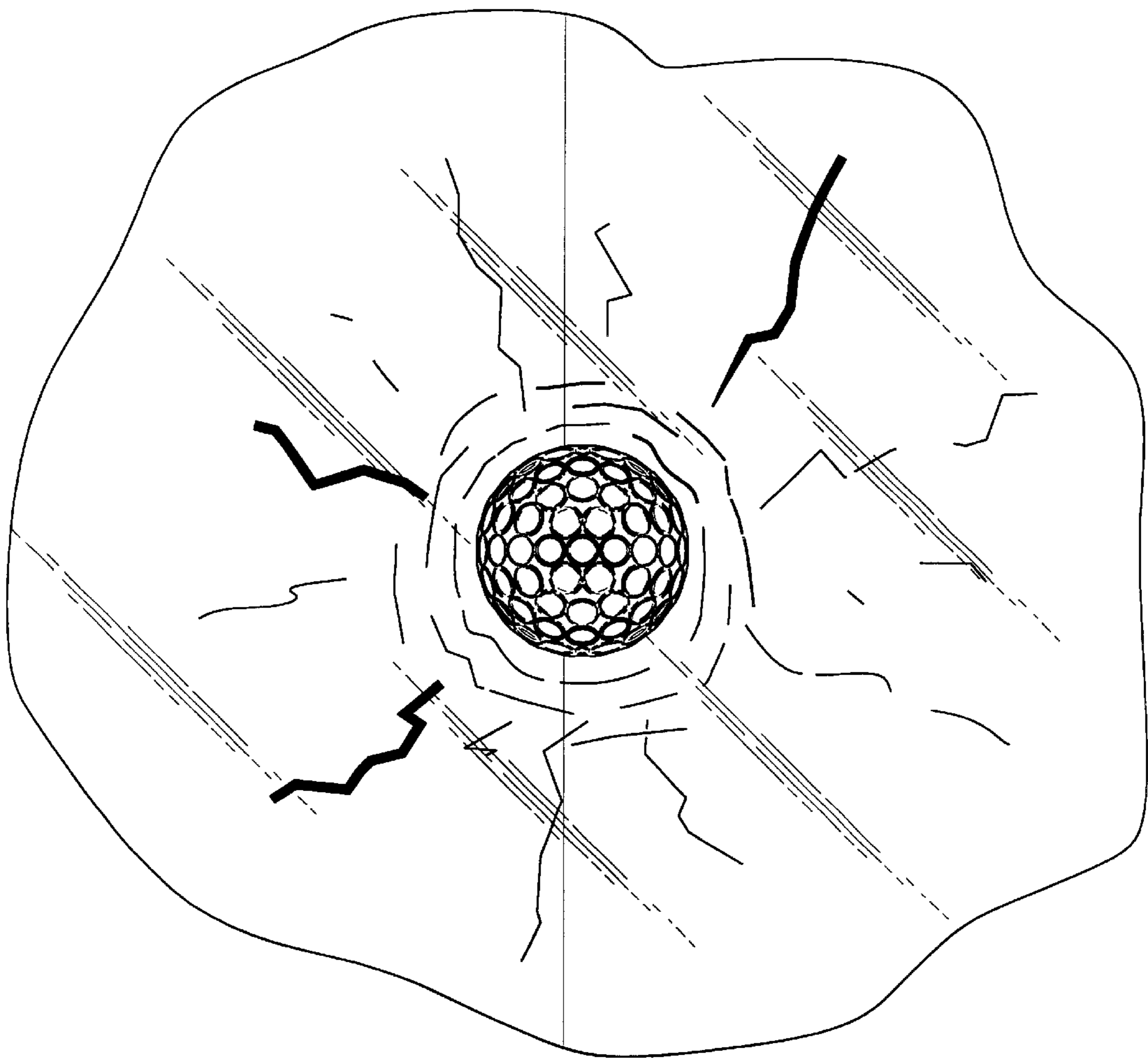


FIG. 2

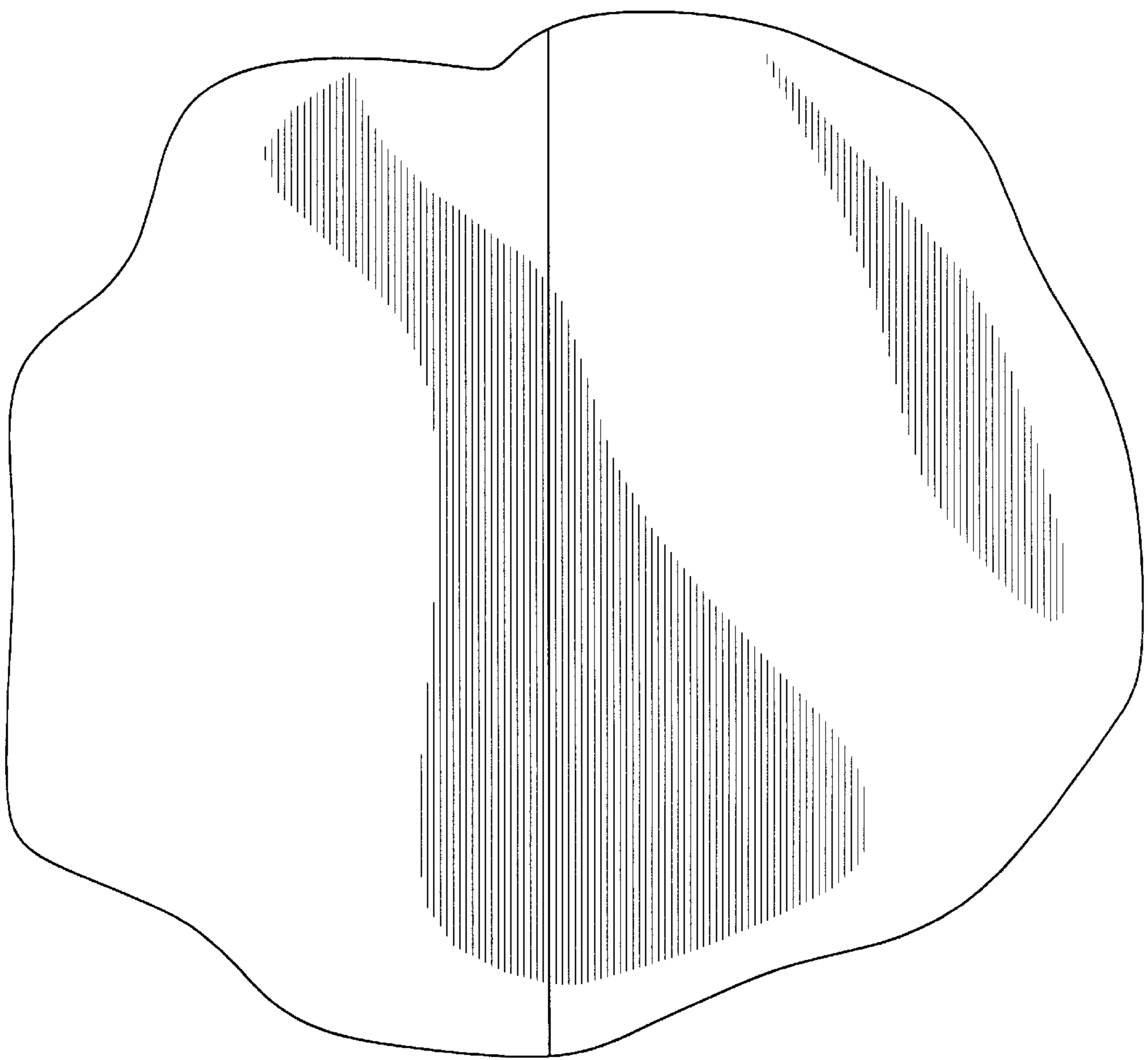


FIG. 3

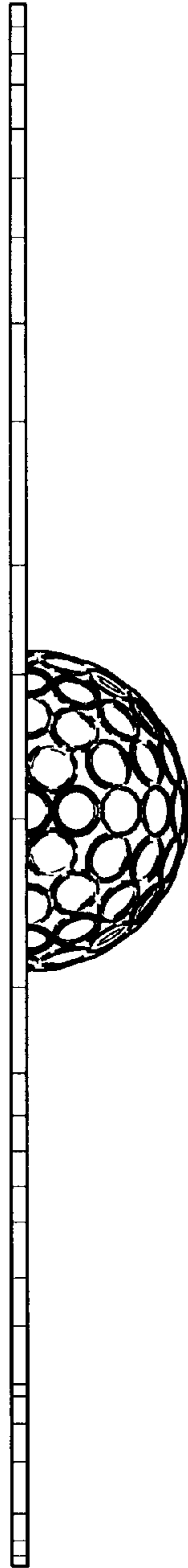


FIG. 4

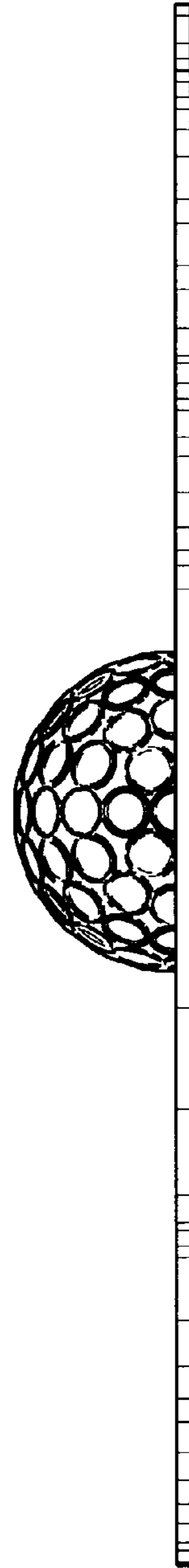


FIG. 5

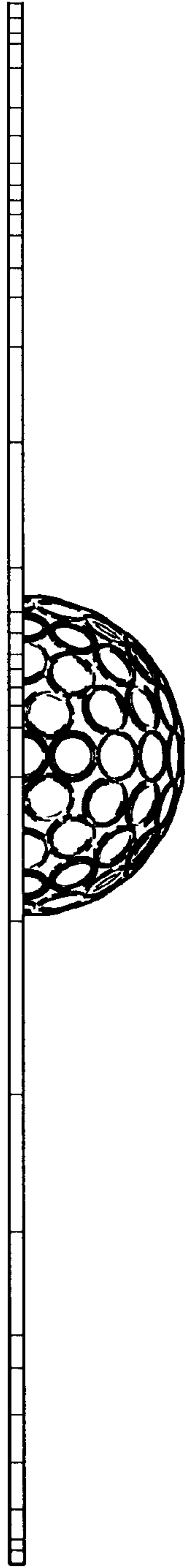


FIG. 6

