



US00D451035B1

(12) **United States Design Patent**
Anand

(10) **Patent No.:** **US D451,035 S**

(45) **Date of Patent:** **** Nov. 27, 2001**

(54) **WATCH WITH THERAPEUTIC METAL STRAP**

(76) **Inventor:** **Sanjay Anand**, P.O. Box 5, Belleville, NJ (US) 07109

(**) **Term:** **14 Years**

(21) **Appl. No.:** **29/123,657**

(22) **Filed:** **May 22, 2000**

(51) **LOC (7) Cl.** **10-02**

(52) **U.S. Cl.** **D10/32**

(58) **Field of Search** D10/30-39, 122-132;
368/281-282, 276-277, 285

(56) **References Cited**

U.S. PATENT DOCUMENTS

D. 228,939	*	10/1973	Bannwart, Sr.	D10/32
D. 381,588	*	7/1997	Weston	D10/32
4,680,309		7/1987	Maurer	514/499
4,793,030		12/1988	Hirsch	24/265
5,021,101		6/1991	Loth et al.	148/11.5

FOREIGN PATENT DOCUMENTS

027306	*	9/1993	(WO)	D10/39 X
--------	---	--------	------	-------	----------

OTHER PUBLICATIONS

National Jeweler—Apr. 1973—p. 59—watches at bottom.*

* cited by examiner

Primary Examiner—Nelson C. Holtje
(74) *Attorney, Agent, or Firm*—Goldstein Law Offices P.C

(57) **CLAIM**

The ornamental design for a watch with therapeutic metal strap, as shown and described.

DESCRIPTION

FIG. 1 is a perspective view of a watch with therapeutic metal strap.

FIG. 2 is a front elevational view thereof.

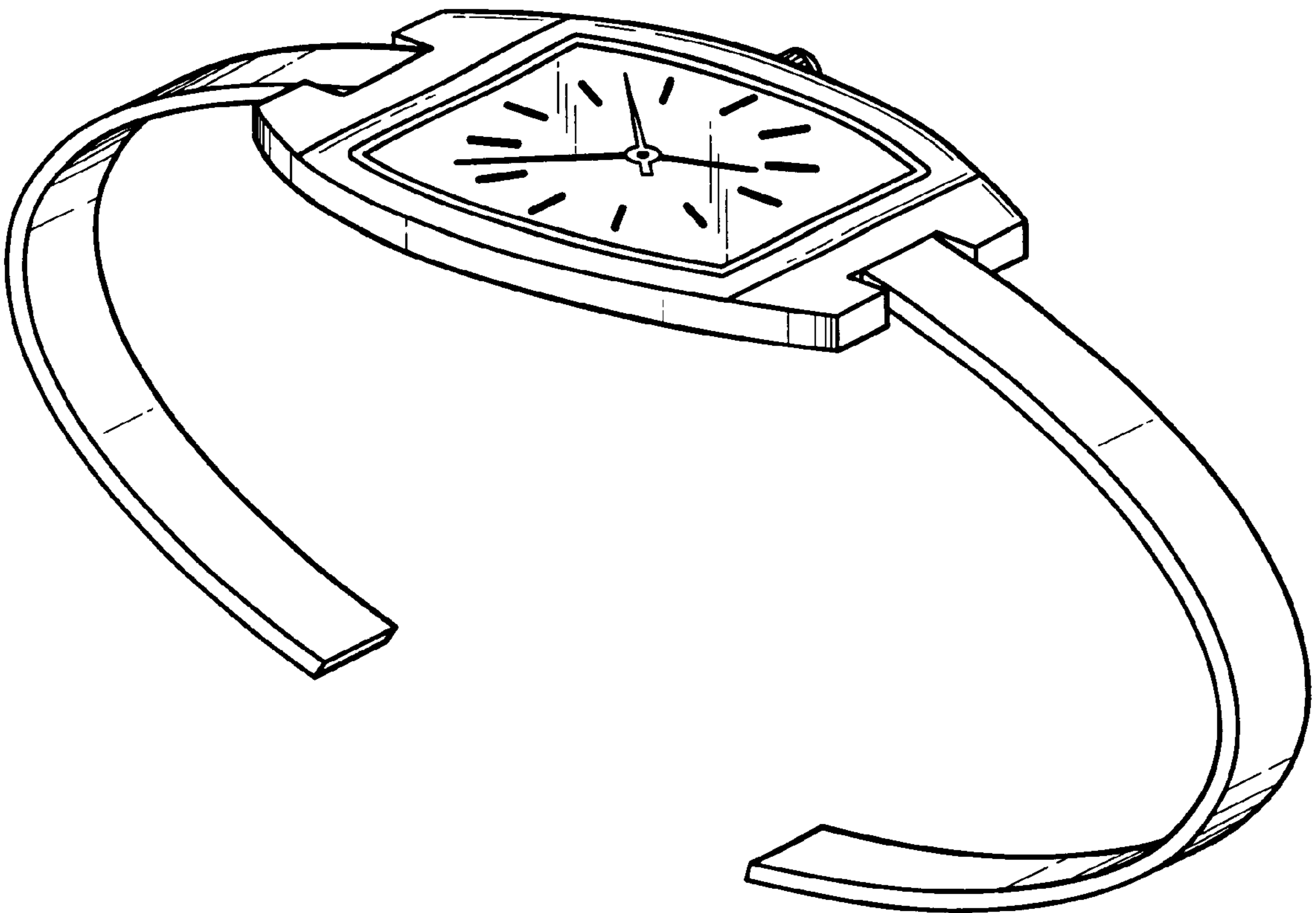
FIG. 3 is a rear elevational view thereof.

FIG. 4 is a left side elevational view thereof.

FIG. 5 is a right side elevational view thereof; and,

FIG. 6 is a top plan view thereof, the bottom plan view being a mirror image of the top plan view.

1 Claim, 2 Drawing Sheets






Fig. 1




Fig. 2

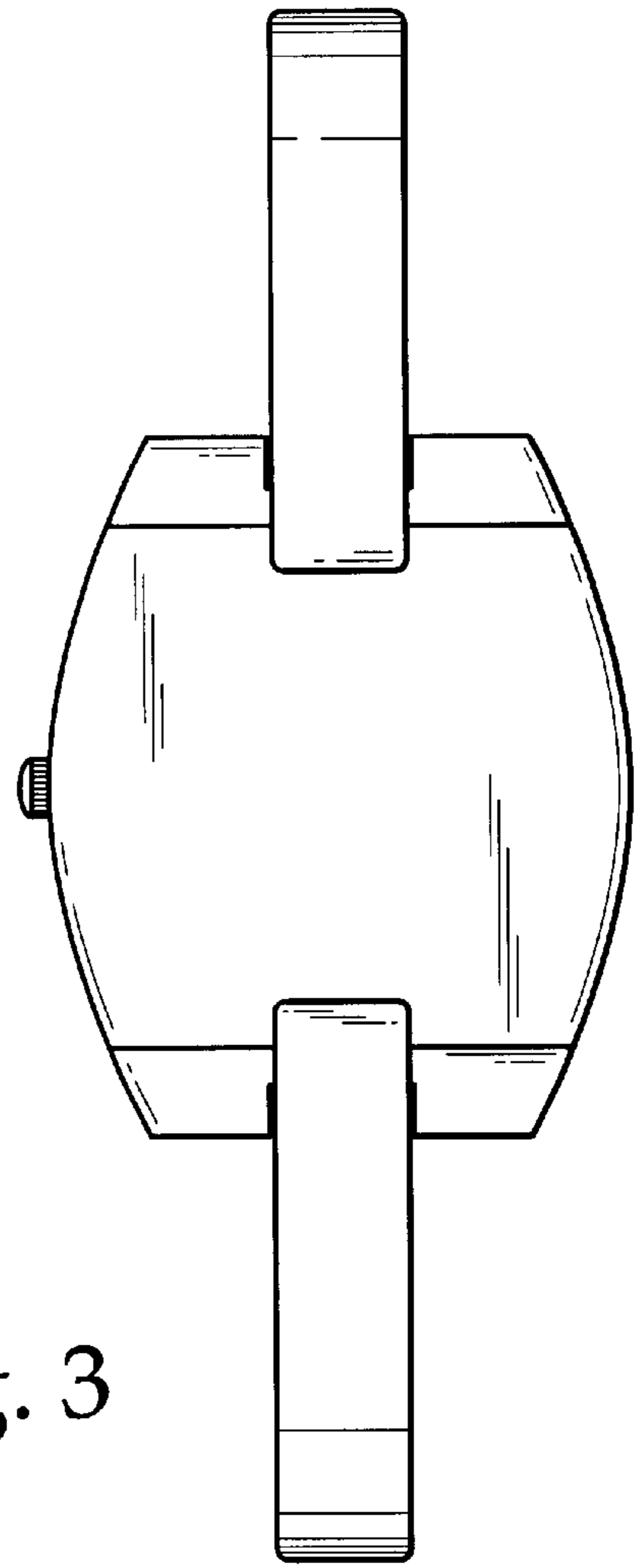


Fig. 3

Fig. 4

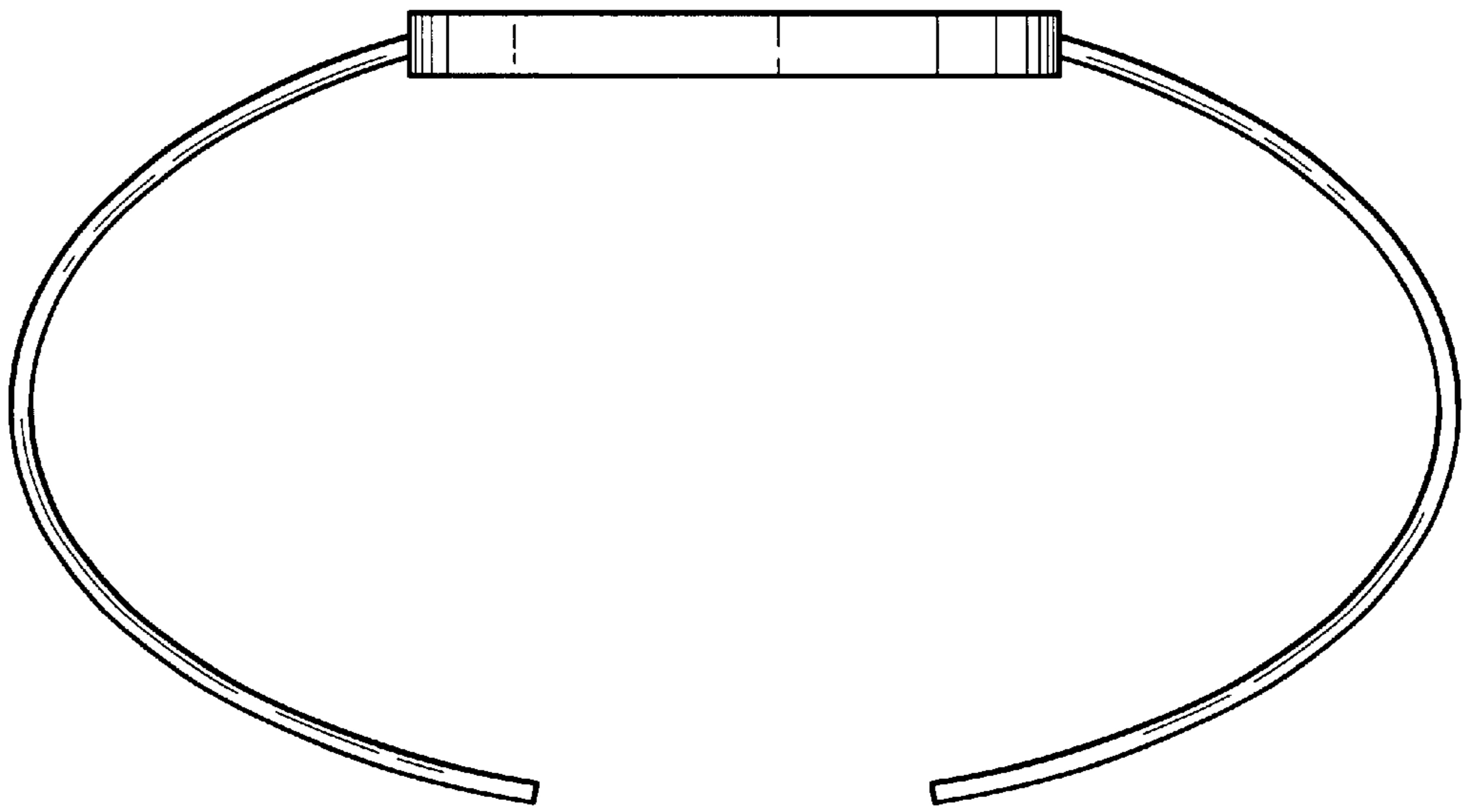


Fig. 5

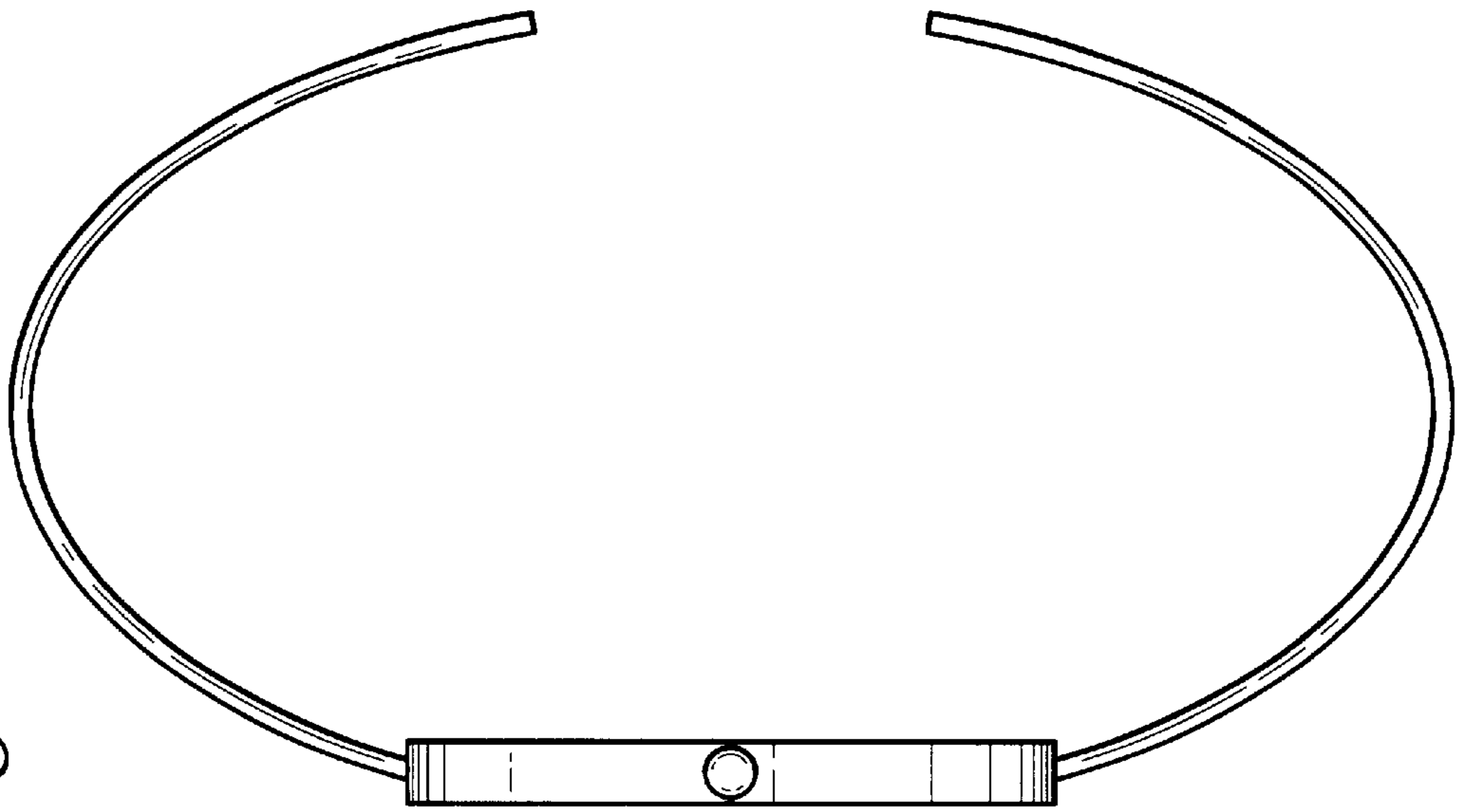


Fig. 6

