



US00D451001B1

(12) **United States Design Patent**
Bremicker

(10) **Patent No.:** **US D451,001 S**

(45) **Date of Patent:** **** *Nov. 27, 2001**

(54) **LOCK HOUSING**

5,327,752 * 7/1994 Myers et al. 70/14 X
5,761,934 * 6/1998 Kuo 70/233 X
5,992,187 * 11/1999 Derman 70/34 X

(75) Inventor: **Christian Bremicker, Wetter (DE)**

(73) Assignee: **ABUS August Bremicker Soehne KG, Wetter-Volmarstein (DE)**

* cited by examiner

(*) Notice: This patent is subject to a terminal disclaimer.

Primary Examiner—Susan J. Lucas

Assistant Examiner—Jennifer Rivard

(**) Term: **14 Years**

(74) *Attorney, Agent, or Firm*—Townsend and Townsend and Crew LLP

(21) Appl. No.: **29/121,216**

(22) Filed: **Apr. 3, 2000**

(57) **CLAIM**

The ornamental design for a lock housing, as shown and described.

(30) **Foreign Application Priority Data**

DESCRIPTION

Oct. 1, 1999 (WO) 146393101

(51) **LOC (7) Cl.** **08-07**

(52) **U.S. Cl.** **D8/331**

(58) **Field of Search** D8/330, 338, 342;
70/233–236, 14, 31–35, 52; 292/307 R,
307 B, 319, 320

FIG. 1 is a right side elevational view of my new design for a lock housing;

FIG. 2 is a left side elevational view thereof;

FIG. 3 is a top view thereof;

FIG. 4 is a bottom view thereof;

FIG. 5 is a front elevational view thereof; and,


FIG. 6 is a rear elevational view thereof.

(56) **References Cited**

U.S. PATENT DOCUMENTS

D. 295,256 * 4/1988 Wu D8/330

1 Claim, 1 Drawing Sheet






FIG. 1.




FIG. 5.




FIG. 2.




FIG. 6.




FIG. 3.




FIG. 4.