



US00D450995B1

(12) **United States Design Patent**
Henry

(10) **Patent No.:** **US D450,995 S**

(45) **Date of Patent:** **** *Nov. 27, 2001**

(54) **IMPLEMENT HANDLE**

(76) **Inventor:** **Mark James Henry**, 42 Ellena Street,
Paddington, Qld (AU), 4064

(*) **Notice:** This patent is subject to a terminal dis-
claimer.

(**) **Term:** **14 Years**

(21) **Appl. No.:** **29/082,668**

(22) **Filed:** **Jan. 29, 1998**

(51) **LOC (7) Cl.** **08-03**

(52) **U.S. Cl.** **D8/107**

(58) **Field of Search** D8/107, DIG. 4,
D8/DIG. 7; D7/649, 650, 664; 16/110 A,
110 R, 114 A, 114 R

(56) **References Cited**

U.S. PATENT DOCUMENTS

- D. 104,484 * 5/1937 Weinig D8/107
- D. 165,917 * 2/1952 Hampshire D7/395

- D. 192,916 * 5/1962 Zorn D7/649
- D. 226,410 * 2/1973 Chillicothe D7/649
- D. 237,354 * 10/1975 Gerson et al. D8/107
- D. 329,185 * 9/1992 Hasegawa D8/107
- D. 333,239 * 2/1993 Pogue D7/649
- 4,761,851 * 8/1988 Day et al. 16/110 A

* cited by examiner

Primary Examiner—Alan P. Douglas

Assistant Examiner—Reid Hecker

(74) *Attorney, Agent, or Firm*—Bazerman & Drangel, PC

(57) **CLAIM**


The ornamental design for an implement handle, as shown.

DESCRIPTION

FIG. 1 is the side elevational view of an implement handle, the opposite side view being a mirror image thereof; FIG. 2 is a top plan view thereof; and, FIG. 3 is a front elevational view thereof.

The rear surface of the implement handle not shown in the drawings forms no part of the claimed design.

1 Claim, 1 Drawing Sheet






FIG. 1




FIG. 2




FIG. 3