



US00D450987B1

(12) **United States Design Patent**
Chien

(10) **Patent No.:** **US D450,987 S**

(45) **Date of Patent:** **** Nov. 27, 2001**

(54) **MEAT SHEAR**

(76) Inventor: **Yu-Chang Chien**, 212-2, Tsao-Hsi Road, Tsao-Tun Town, Nan-Tou Hsiang (TW)

(**) Term: **14 Years**

(21) Appl. No.: **29/126,342**

(22) Filed: **Jul. 14, 2000**

(51) **LOC (7) Cl.** **08-03**

(52) **U.S. Cl.** **D8/57; D7/693**

(58) **Field of Search** D8/57, 98, 4, 6; D24/148; D7/693, 695, 381; 606/174; 30/120, 145, 194, 201, 229, 252-254, 257, 232; 7/135

(56) **References Cited**

U.S. PATENT DOCUMENTS

- D. 317,390 * 6/1991 Igarashi D8/4
- D. 339,725 * 9/1993 Birkholz D8/57
- D. 348,191 * 6/1994 Williams D8/57

- 3,271,814 * 9/1966 Gorton Jr. D7/693
- 5,377,412 * 1/1995 Schofield 30/254
- 5,659,959 * 8/1997 Parlowski 30/232

* cited by examiner

Primary Examiner—Joel Sincavage

Assistant Examiner—Clare E. Heflin

(74) *Attorney, Agent, or Firm*—Bacon & Thomas, PLLC

(57) **CLAIM**

The ornamental design for a meat shear, as shown and described.

DESCRIPTION

FIG. 1. is a front elevational view of a meat shear showing my new design;

FIG. 2. is a rear elevational view thereof;

FIG. 3. is a left side elevational view thereof;

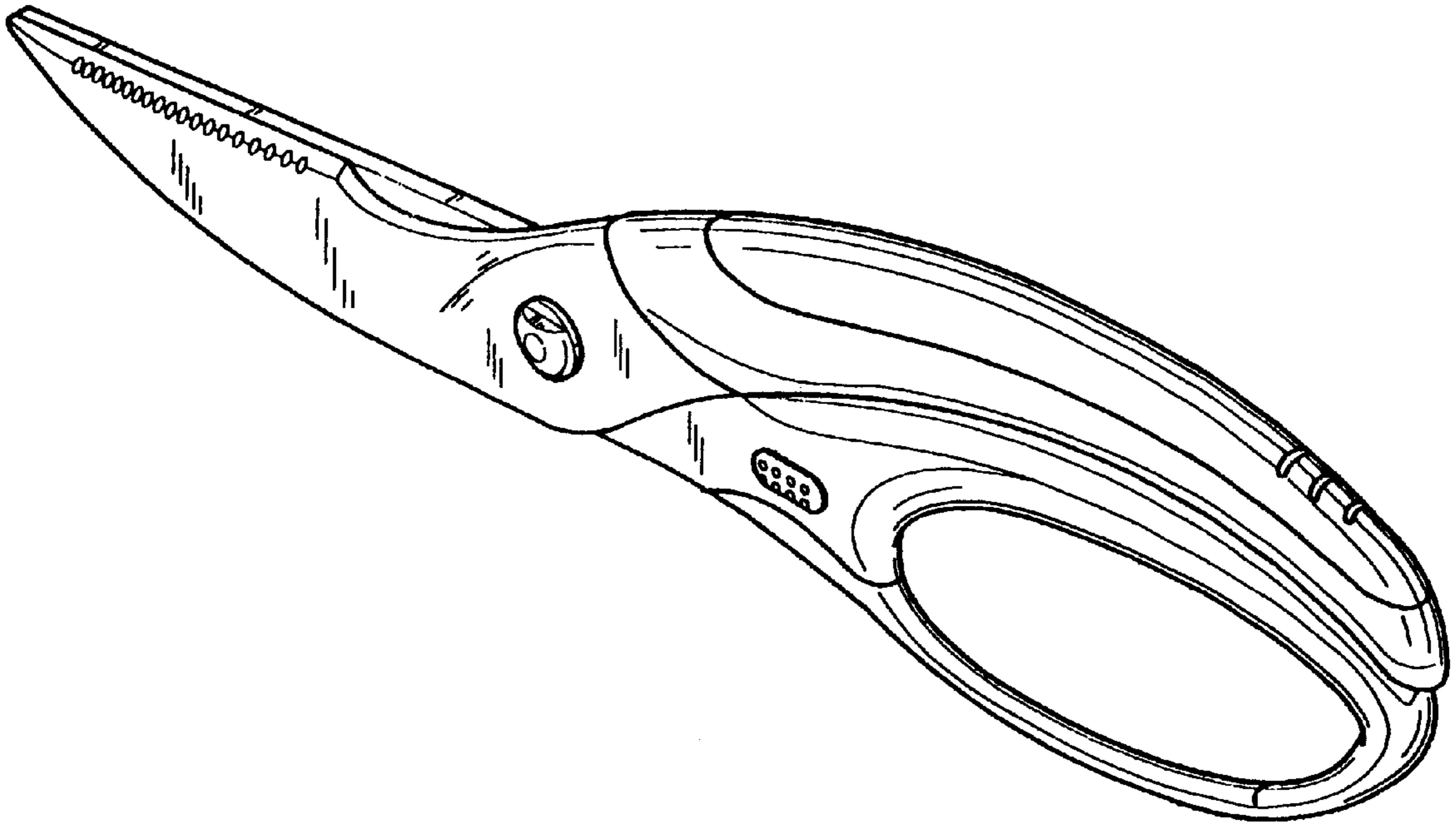
FIG. 4. is a right side elevational view thereof;

FIG. 5. is a top plan view thereof;

FIG. 6. is a bottom plan view thereof; and,

FIG. 7. is a perspective view thereof.

1 Claim, 4 Drawing Sheets



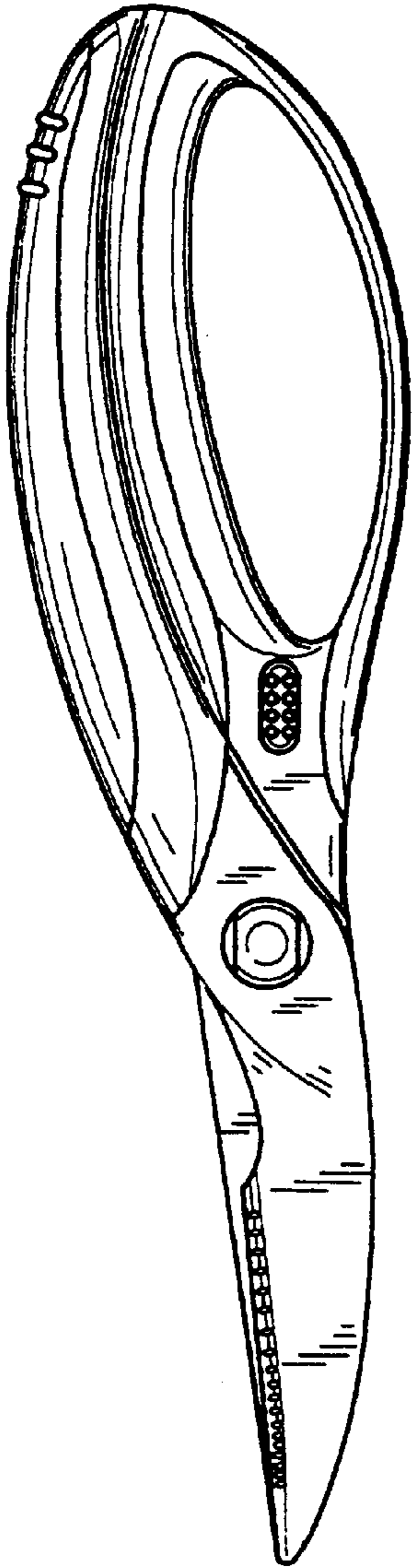


FIG. 1

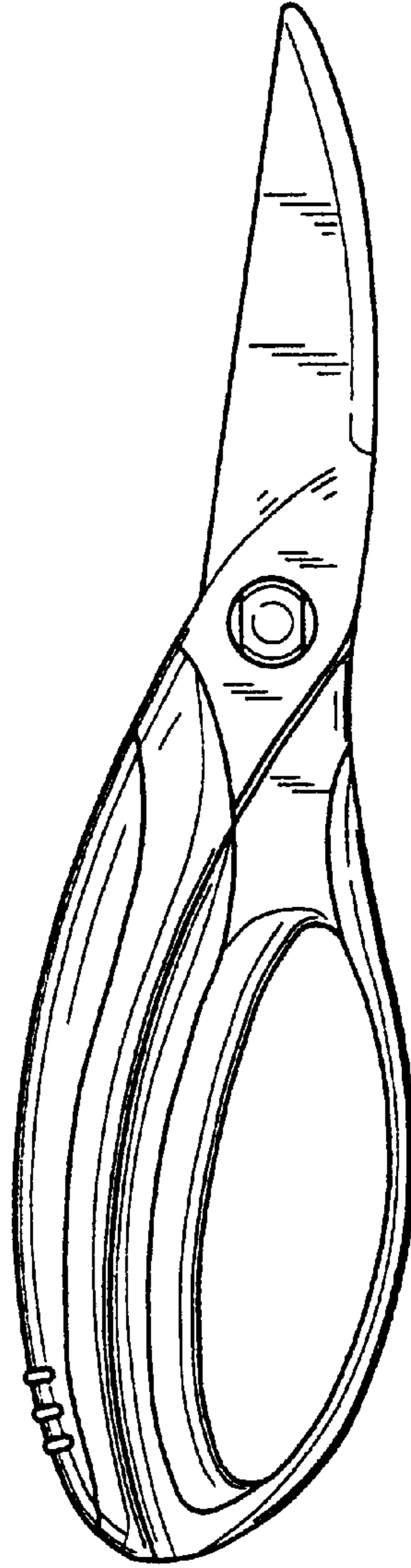


FIG. 2



FIG. 3



FIG. 4



FIG. 5



FIG. 6

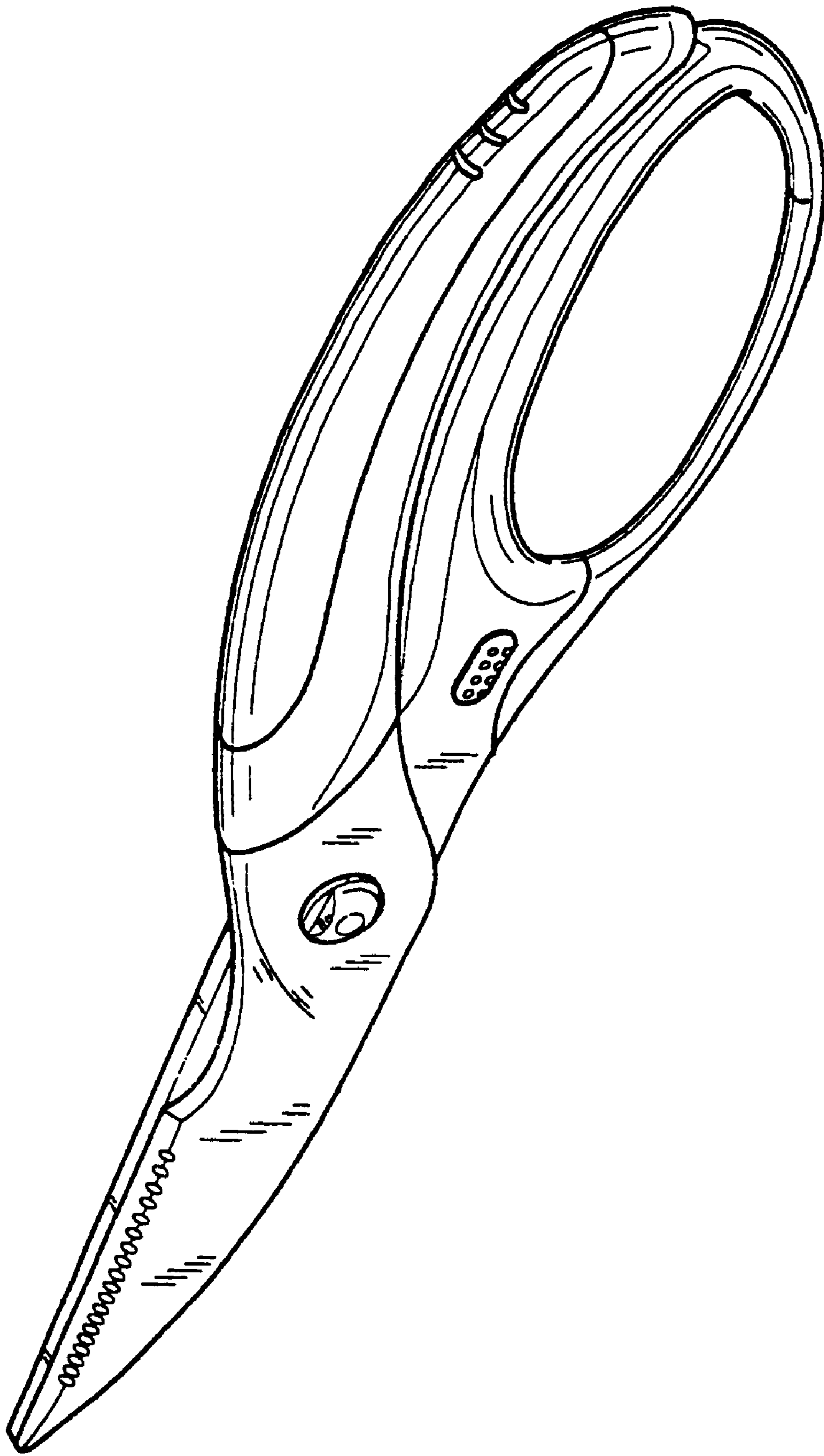


FIG. 7