



US00D450980B1

(12) **United States Design Patent**  
**Su**

(10) **Patent No.:** **US D450,980 S**

(45) **Date of Patent:** **\*\* Nov. 27, 2001**

(54) **HANDLE FOR AN OVEN**

(76) Inventor: **Yung Sen Su**, PO Box 82-144, Taipei (TW)

(\*\*) Term: **14 Years**

(21) Appl. No.: **29/120,363**

(22) Filed: **Mar. 16, 2000**

(51) **LOC (7) Cl.** ..... **07-02**

(52) **U.S. Cl.** ..... **D7/393**

(58) **Field of Search** ..... D7/387, 393, 394;  
D9/434; 16/443, 422, 434; 220/752, 755,  
759, 760, 773; 248/175, 218.1; 294/159,  
170; D34/27

(56) **References Cited**

**U.S. PATENT DOCUMENTS**

D. 195,346	*	6/1963	Christoffersen	.....	D7/394
289,500	*	12/1883	Brown	.....	220/752
D. 361,934	*	9/1995	Croteau	.....	D9/434
605,745	*	6/1898	Read	.....	220/755
1,327,293	*	1/1920	Rolfes	.....	220/755

1,518,635	*	12/1924	Coote	.....	220/755
3,179,287	*	4/1965	Rickmeier, Jr.	.....	220/759
3,262,727	*	7/1966	Blackaby	.....	294/170

\* cited by examiner

*Primary Examiner*—Doris V. Coles

*Assistant Examiner*—Elizabeth A. Albert

(74) *Attorney, Agent, or Firm*—A & J

(57) **CLAIM**

The ornamental design for a handle for an oven, as shown and described.

**DESCRIPTION**

FIG. 1 is a front elevational view of a handle for an oven showing my new design;

FIG. 2 is a rear elevational view thereof;

FIG. 3 is a left side elevation view thereof;

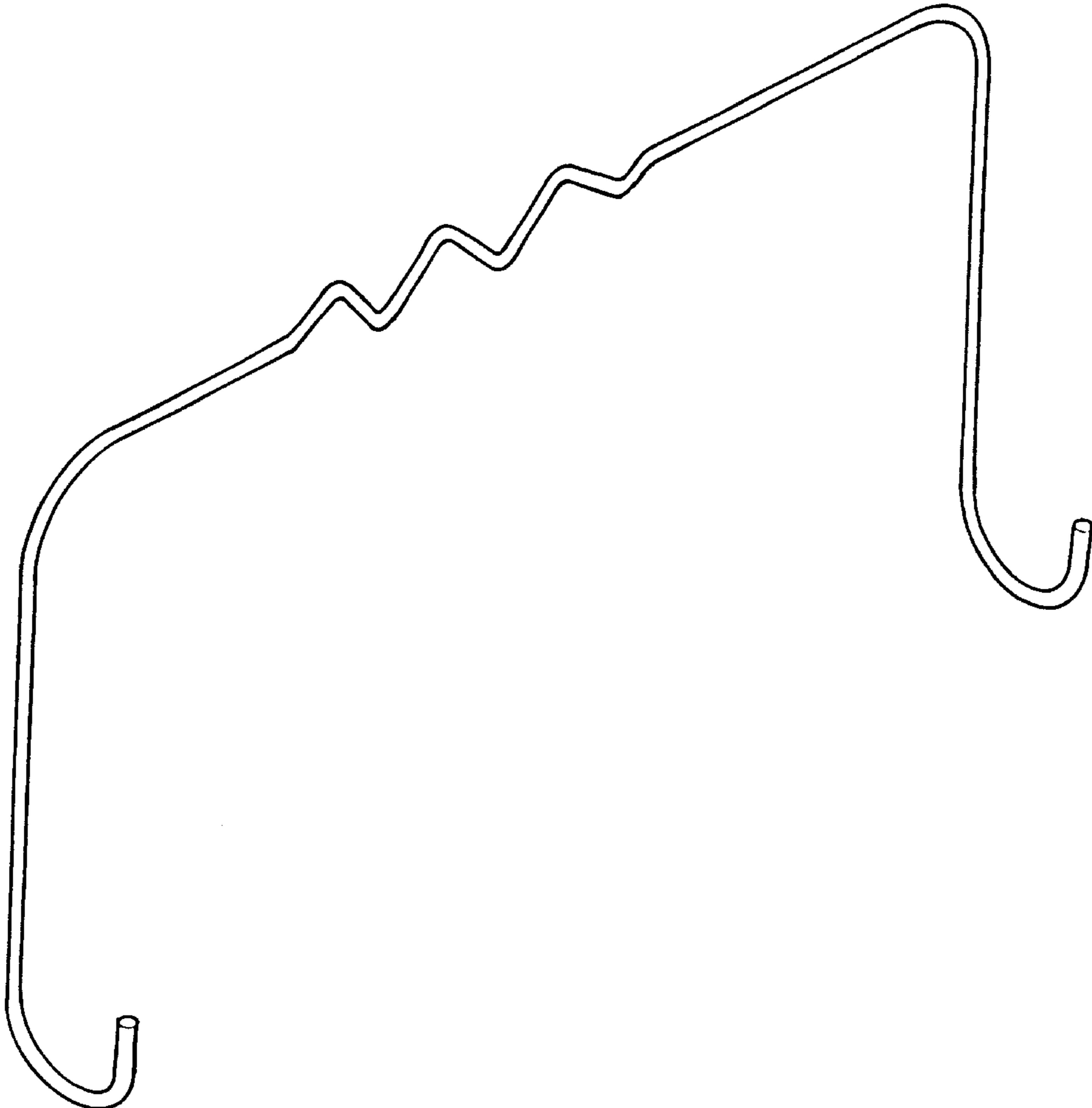
FIG. 4 is a right side elevation view thereof;

FIG. 5 is a bottom plan view thereof;

FIG. 6 is a top plan view thereof; and,

FIG. 7 is a perspective view thereof.

**1 Claim, 5 Drawing Sheets**



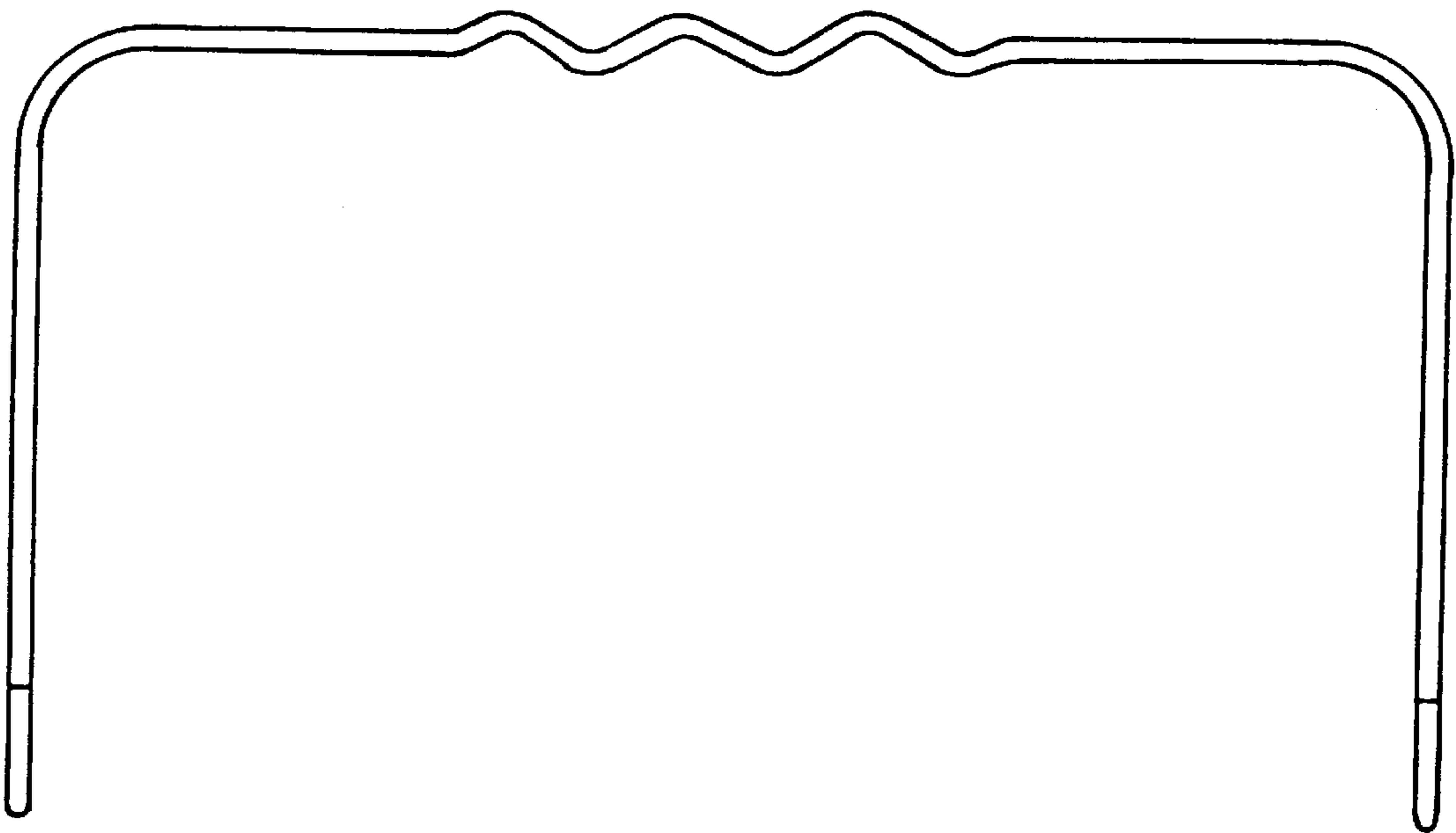


FIG. 1

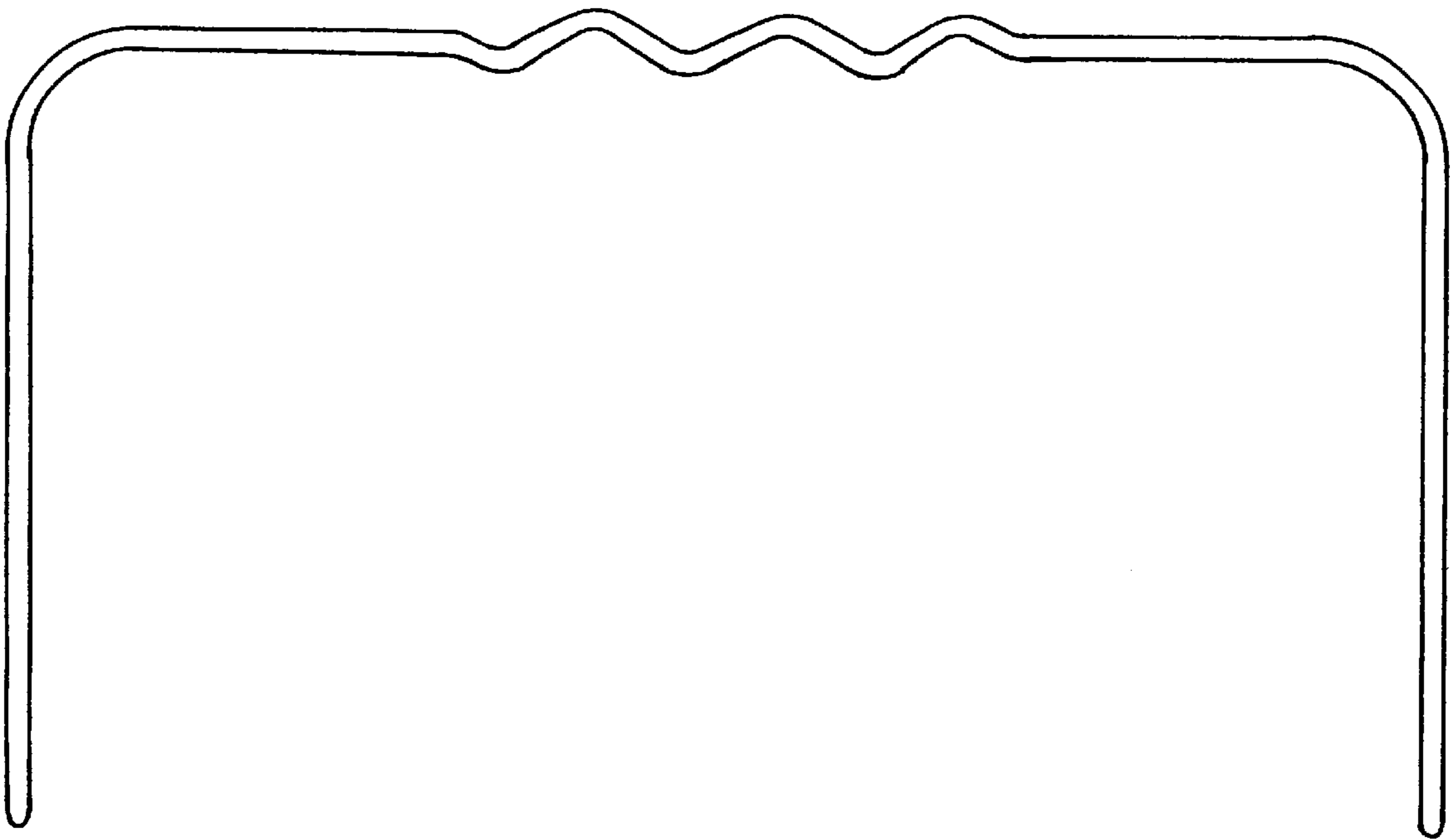


FIG. 2




FIG. 3




FIG. 4

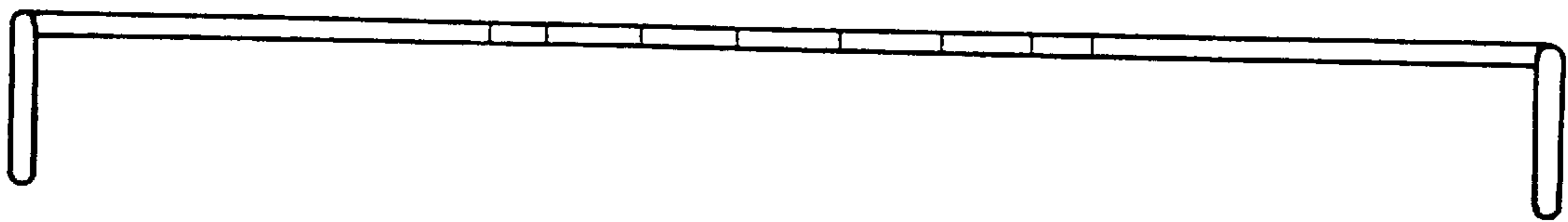


FIG. 5



FIG. 6

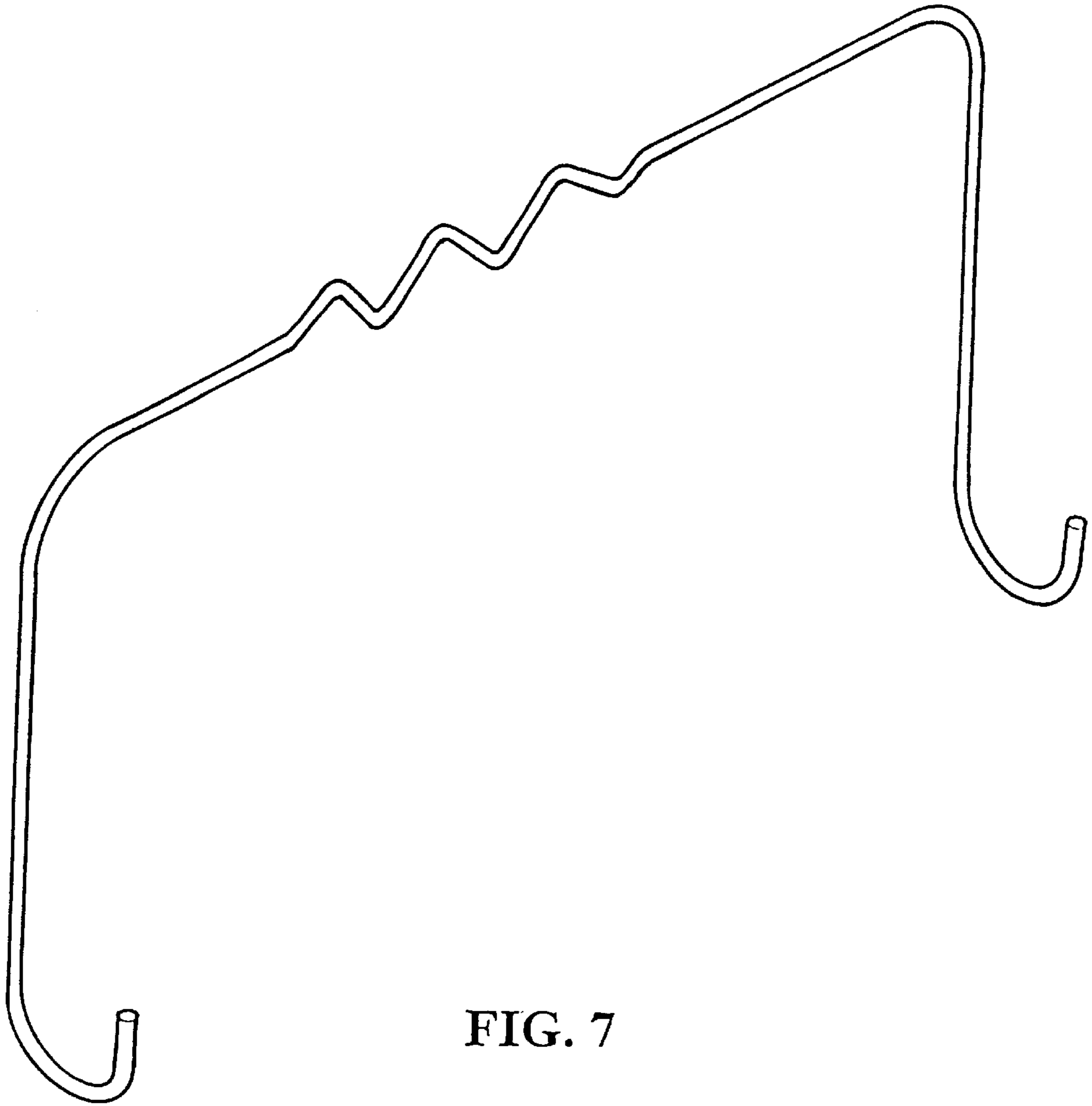


FIG. 7