



US00D450972B1

(12) **United States Design Patent**
Chen

(10) **Patent No.:** **US D450,972 S**

(45) **Date of Patent:** **** Nov. 27, 2001**

(54) **CD RACK**

D. 437,724 * 2/2001 Pozzoli et al. D6/630
5,542,550 * 8/1996 Kakavoulis-Perera et al. 211/40

(76) Inventor: **Chin-Yung Chen**, No. 40-3, Chang
Yuan Road, Hua Tan Hsiang, Changhua
Country (TW)

OTHER PUBLICATIONS

Attitudes Catalog, Neon Wavy CD Tower, p. 6, 1995.*

(**) Term: **14 Years**

* cited by examiner

(21) Appl. No.: **29/141,661**

Primary Examiner—Cathron C. Brooks

(22) Filed: **May 11, 2001**

(74) *Attorney, Agent, or Firm*—Rabin & Berdo, P.C.

(51) **LOC (7) Cl.** **06-04**

(57) **CLAIM**

(52) **U.S. Cl.** **D6/630**; D6/458; D6/465

The ornamental design for a CD rack, as shown and described.

(58) **Field of Search** D6/407, 629, 630,
D6/467, 468, 450, 453, 474, 462, 465;
211/40, 41.1, 41.12

DESCRIPTION

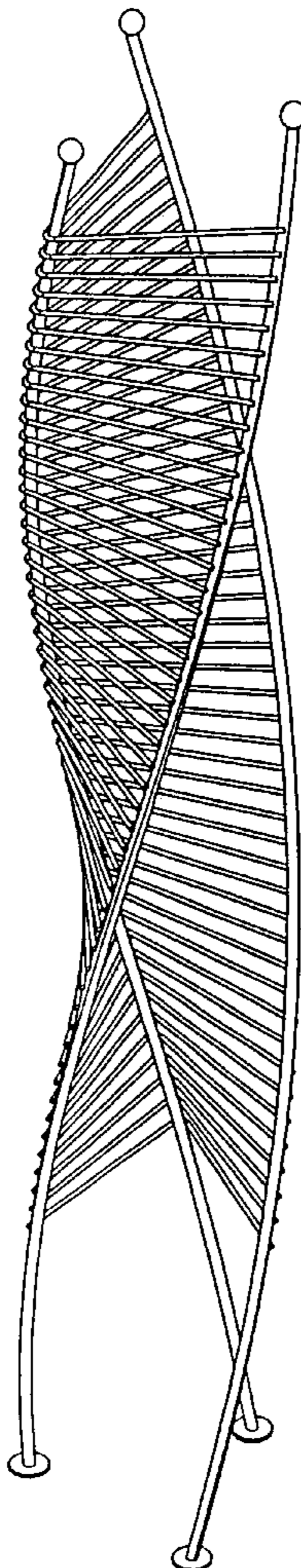
(56) **References Cited**

FIG. 1 is a front view of a CD rack showing my new design;
FIG. 2 is a rear view thereof;
FIG. 3 is a left side view thereof;
FIG. 4 is a right view thereof;
FIG. 5 is a top view thereof;
FIG. 6 is a bottom view thereof; and,
FIG. 7 is a perspective view thereof.

U.S. PATENT DOCUMENTS

- D. 316,195 * 4/1991 Mark D6/461
- D. 350,037 * 8/1994 Tran D6/460
- D. 387,605 * 12/1997 Chiu D6/629
- D. 396,597 * 8/1998 Hollinger D6/629
- D. 397,903 * 9/1998 Dardashti D6/630

1 Claim, 6 Drawing Sheets



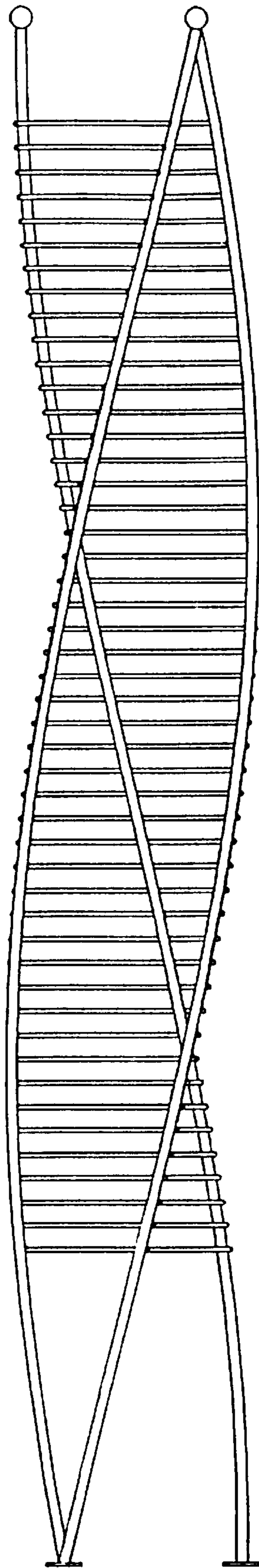


FIG. 1

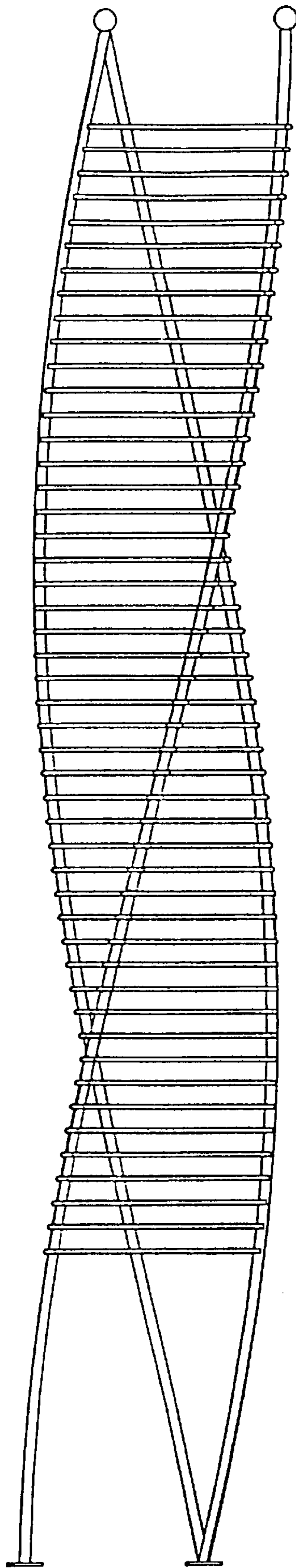


FIG. 2

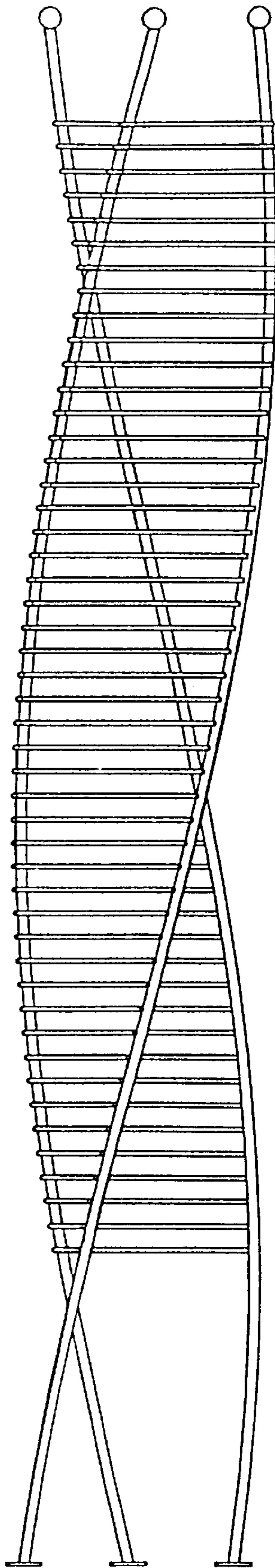


FIG. 3




FIG. 4

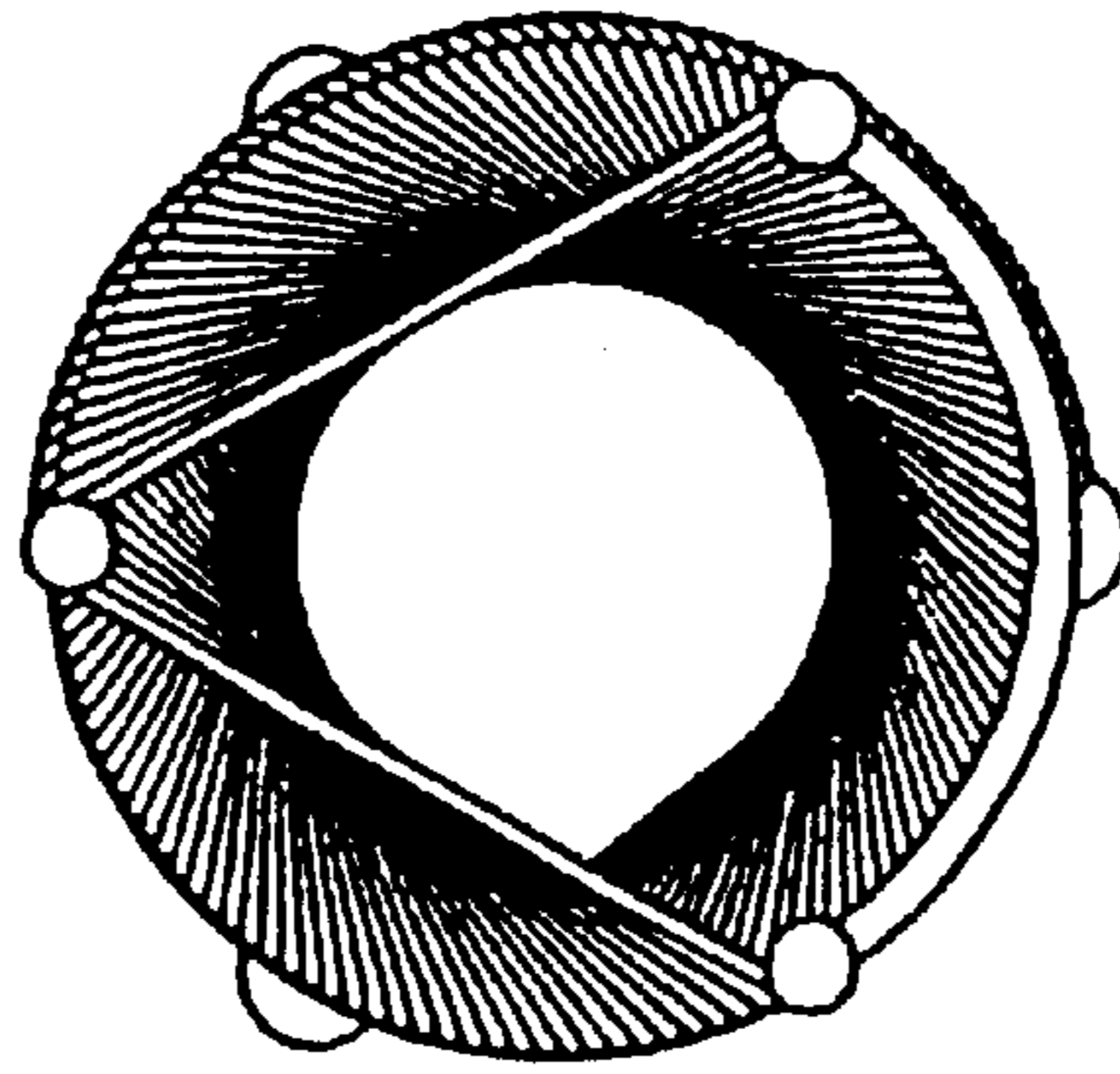


FIG. 5

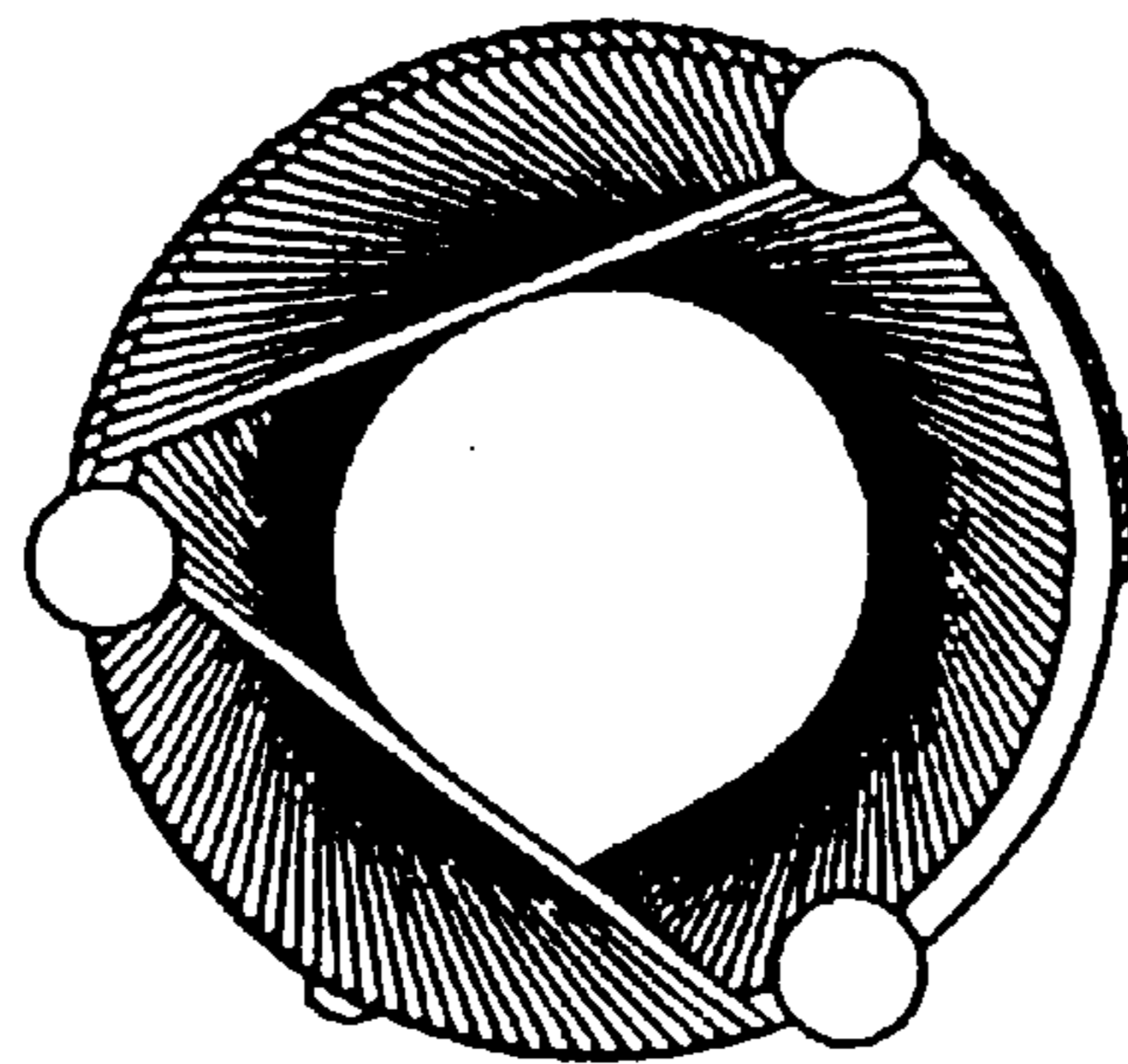


FIG. 6

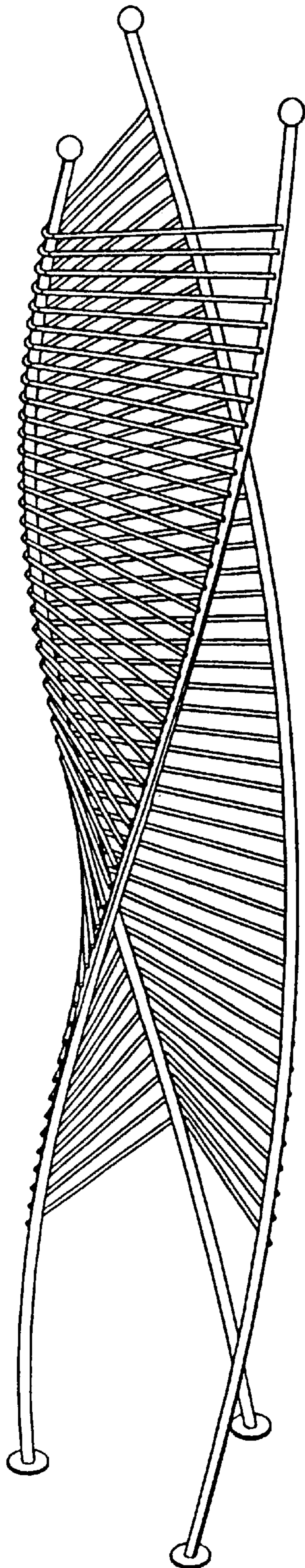


FIG. 7