



US00D450963B1

(12) **United States Design Patent**  
**Phelps et al.**

(10) **Patent No.: US D450,963 S**

(45) **Date of Patent: \*\* Nov. 27, 2001**

(54) **ROLLED PRODUCT DISPENSER**

(75) Inventors: **Stephen L. Phelps**, Lilburn; **John A. Clement**; **David A. Nevins**, both of Alpharetta; **D. Scott Rowley**, Powder Springs; **Victoria L. Brackney**, Atlanta; **Gary E. Torkington**, Lawrenceville, all of GA (US); **Gary S. Pasternak**, Brantford (CA)

(73) Assignee: **Kimberly-Clark Worldwide, Inc.**, Neenah, WI (US)

(\*\*) Term: **14 Years**

(21) Appl. No.: **29/134,611**

(22) Filed: **Dec. 22, 2000**

(51) **LOC (7) Cl. .... 23-02**

(52) **U.S. Cl. .... D6/522**

(58) **Field of Search** ..... D6/515-523; 242/570, 242/590; 312/34.8, 34.22, 34.1

(56) **References Cited**

**U.S. PATENT DOCUMENTS**

- D. 236,174 \* 8/1975 Bahnsen ..... D6/522
- D. 266,039 9/1982 DeLuca .
- D. 286,235 10/1986 Collins .
- D. 293,750 1/1988 Leotta .
- D. 310,922 10/1990 Sigmund .
- D. 312,179 11/1990 De Luca et al. .
- D. 312,180 11/1990 Perrin et al. .
- D. 312,369 11/1990 De Luca et al. .
- D. 312,739 12/1990 Sigmund .
- D. 315,652 3/1991 Sigmund .
- D. 316,788 \* 5/1991 Fischer et al. .... D6/522
- D. 332,023 12/1992 Campbell .
- D. 337,679 7/1993 Guigiaro .
- D. 341,970 \* 12/1993 Brandenburg ..... D6/522
- D. 346,519 5/1994 Krueger et al. .
- D. 347,135 5/1994 Morand .
- D. 347,535 6/1994 Krueger et al. .
- D. 348,579 7/1994 Brandenburg .
- D. 351,520 10/1994 Frazier et al. .
- D. 354,871 1/1995 Frazier et al. .
- D. 358,516 5/1995 Chen .
- D. 360,092 7/1995 Frazier et al. .
- D. 363,628 \* 10/1995 McCanless ..... D6/522
- D. 365,713 1/1996 Chen .

- D. 385,445 \* 10/1997 Arbak et al. .... D6/522
- D. 386,922 12/1997 Sedlock .
- D. 403,905 \* 1/1999 Tramontina ..... D6/522
- D. 408,184 4/1999 Tramontina .
- D. 410,357 6/1999 Tramontina .
- D. 416,725 11/1999 Lewis .
- D. 416,726 11/1999 Kurti et al. .
- D. 421,542 3/2000 Tramontina .
- D. 424,853 5/2000 Singletary et al. .
- D. 426,411 6/2000 Tramontina .
- D. 426,412 6/2000 Cameron .
- D. 429,931 8/2000 Conran et al. .
- D. 429,932 8/2000 Conran et al. .
- D. 430,764 9/2000 Conran et al. .
- D. 437,154 2/2001 Conran et al. .
- D. 439,456 3/2001 Ehrensperger .

**OTHER PUBLICATIONS**

- U.S. application Ser. No. 29/134,613, filed Dec. 22, 2000.
- U.S. application Ser. No. 29/134,588, filed Dec. 22, 2000.
- U.S. application Ser. No. 29/134,586, filed Dec. 22, 2000.
- U.S. application Ser. No. 29/134,612, filed Dec. 22, 2000.
- U.S. application Ser. No. 29/134,597, filed Dec. 22, 2000.

\* cited by examiner

*Primary Examiner*—Brian N. Vinson

(74) *Attorney, Agent, or Firm*—Dority & Manning, P.A.

(57) **CLAIM**

The ornamental design for a rolled product dispenser, as shown and described.

**DESCRIPTION**

FIG. 1 is a perspective view of a rolled product dispenser showing our new design, the broken-line disclosure of a window in the front panel is for illustrative purposes only and forms no part of the claimed design.

FIG. 2 is a front view of the embodiment shown in FIG. 1. FIG. 3 is a back view of the embodiment shown in FIG. 1. FIG. 4 is a right side view of the embodiment shown in FIG. 1.

FIG. 5 is a left side view of the embodiment shown in FIG. 1.

FIG. 6 is a top view of the embodiment shown in FIG. 1; and,

FIG. 7 is a bottom view of the embodiment shown in FIG. 1.

**1 Claim, 4 Drawing Sheets**



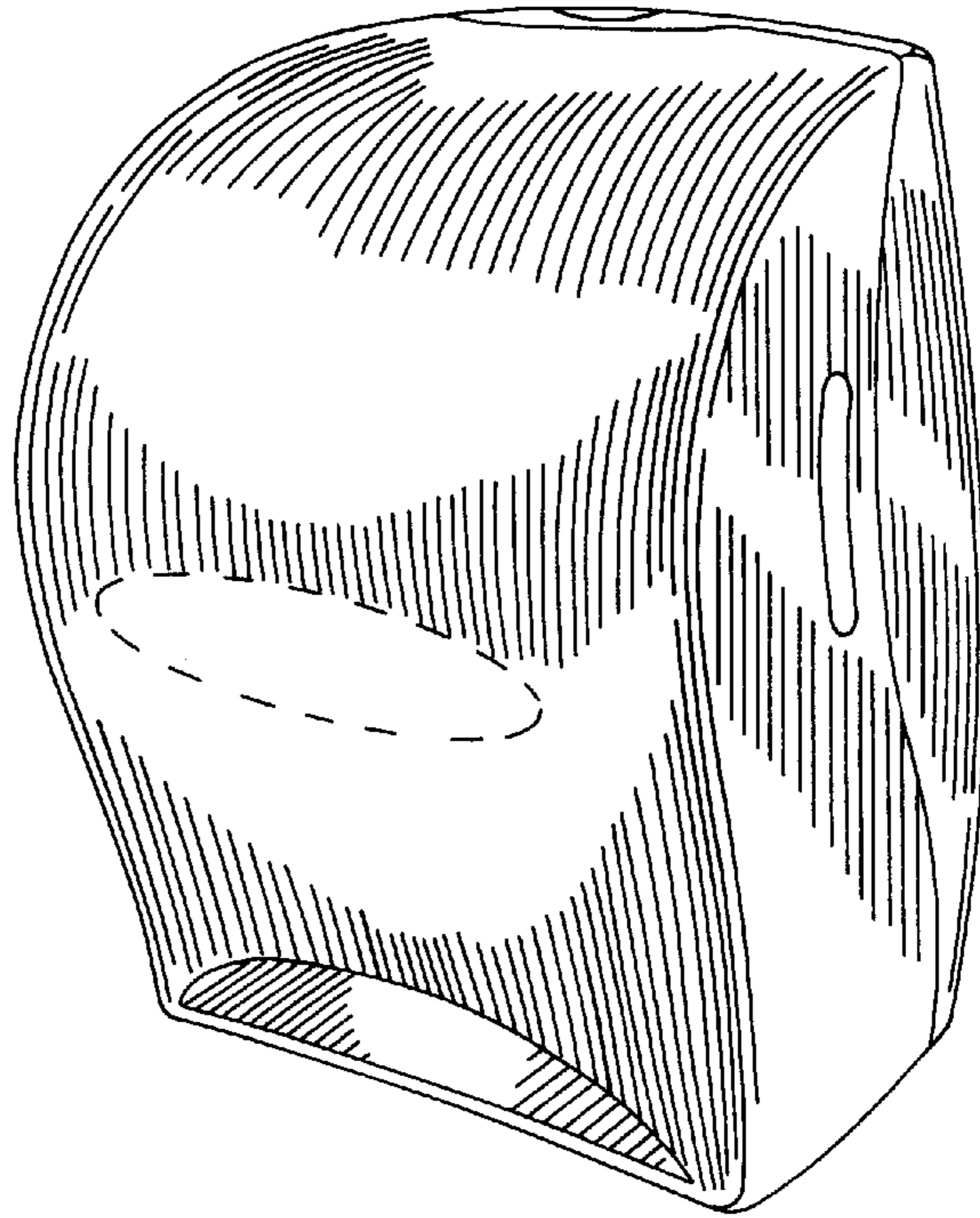


FIG. 1

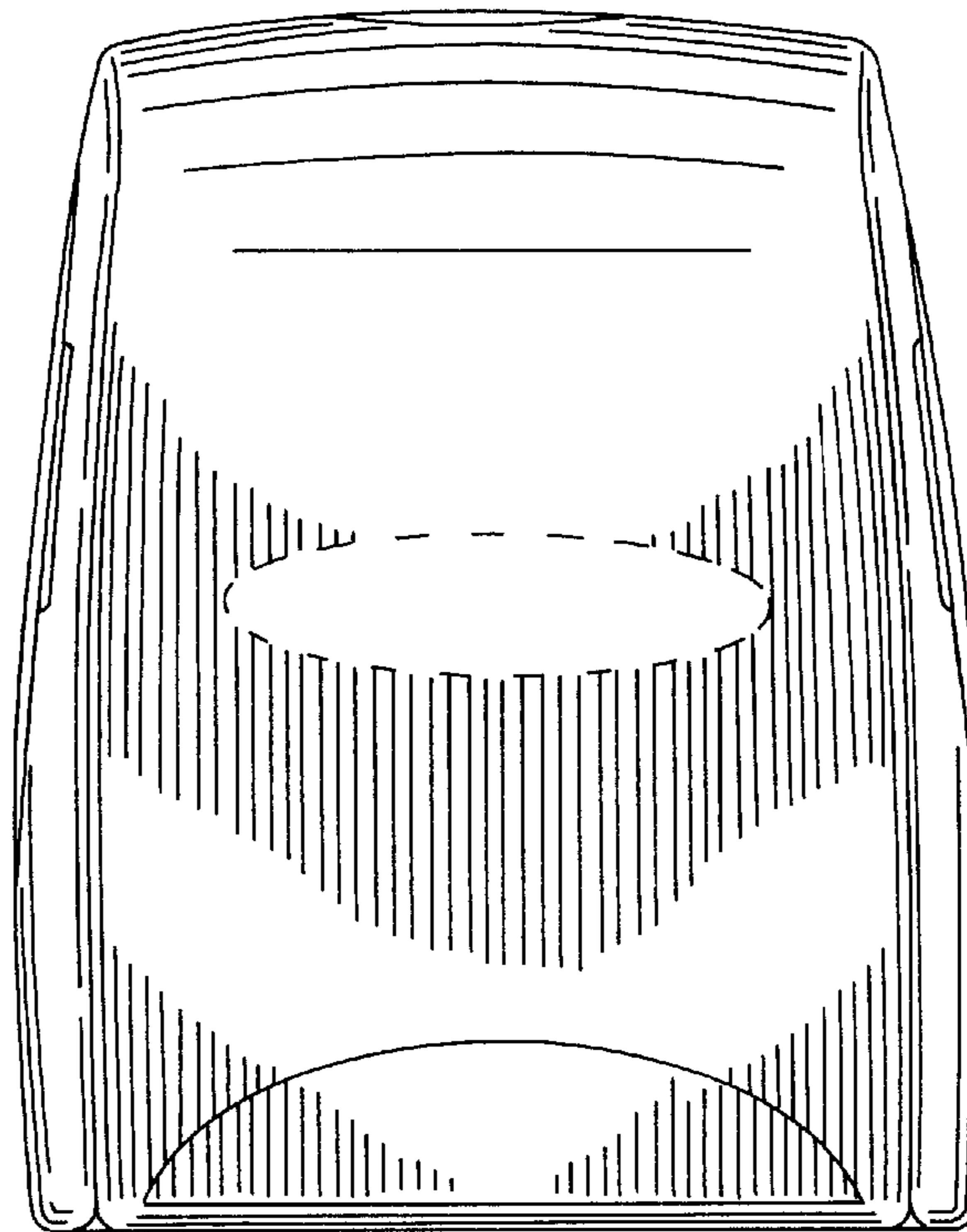


FIG. 2

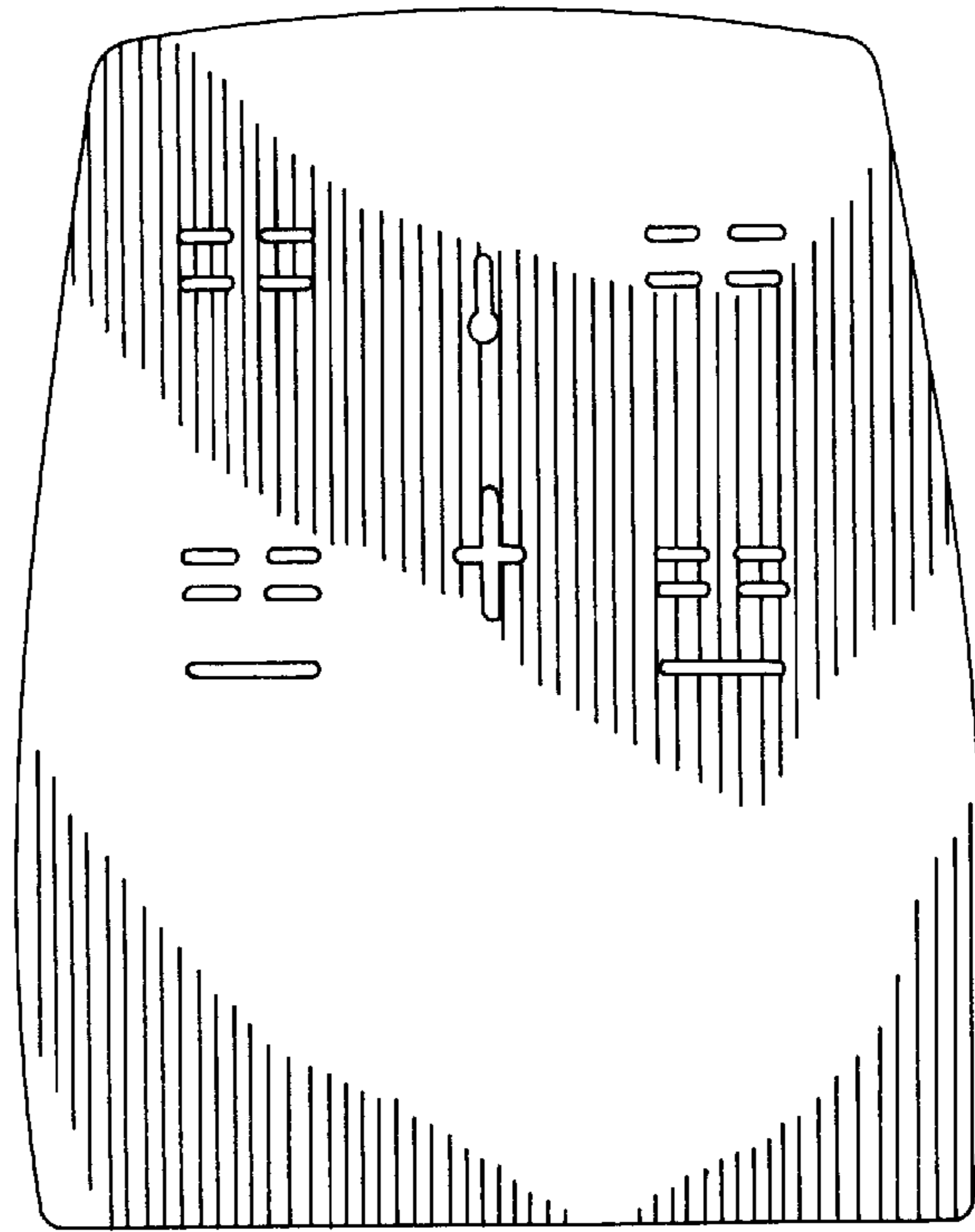


FIG. 3

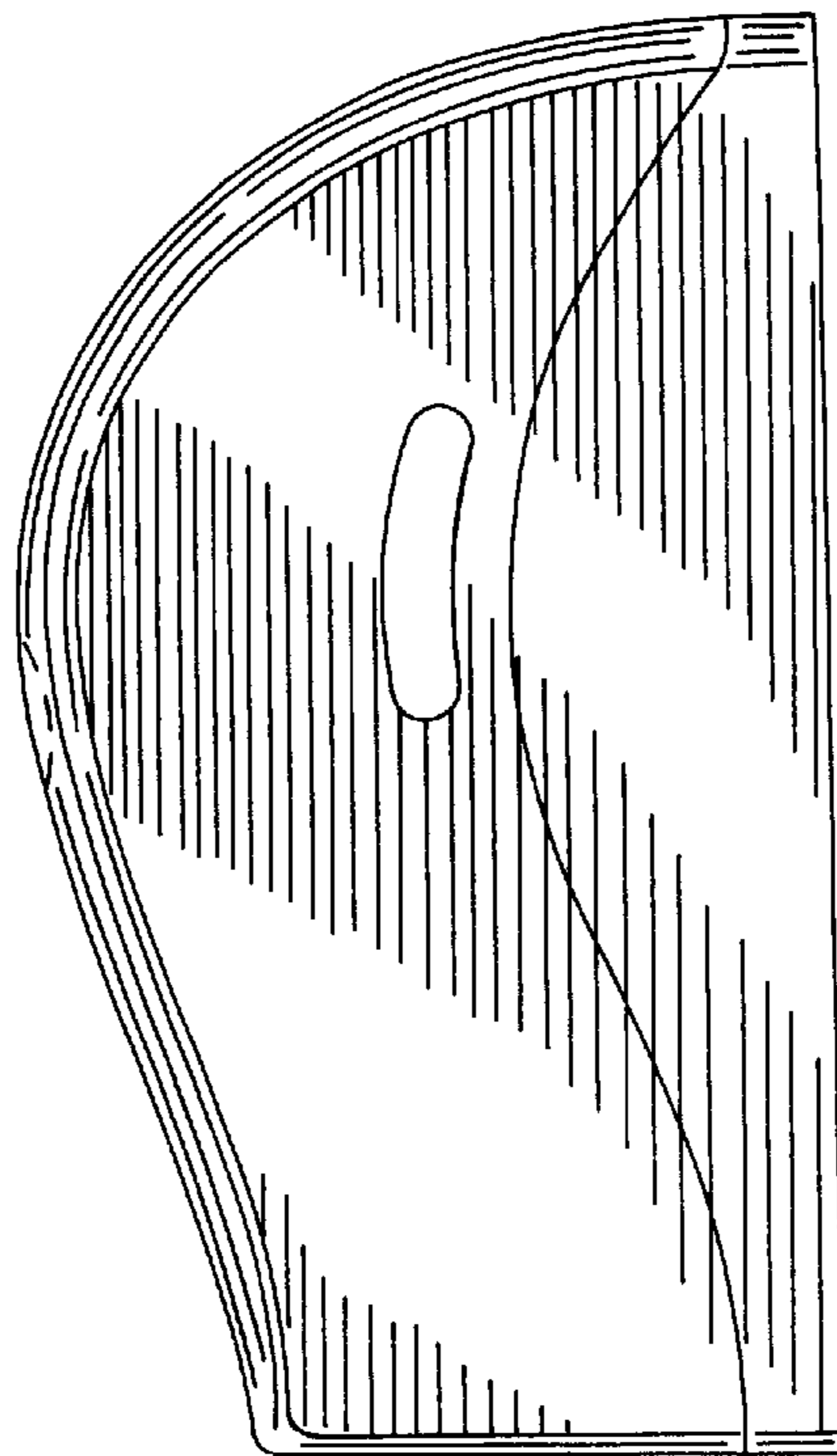


FIG. 4

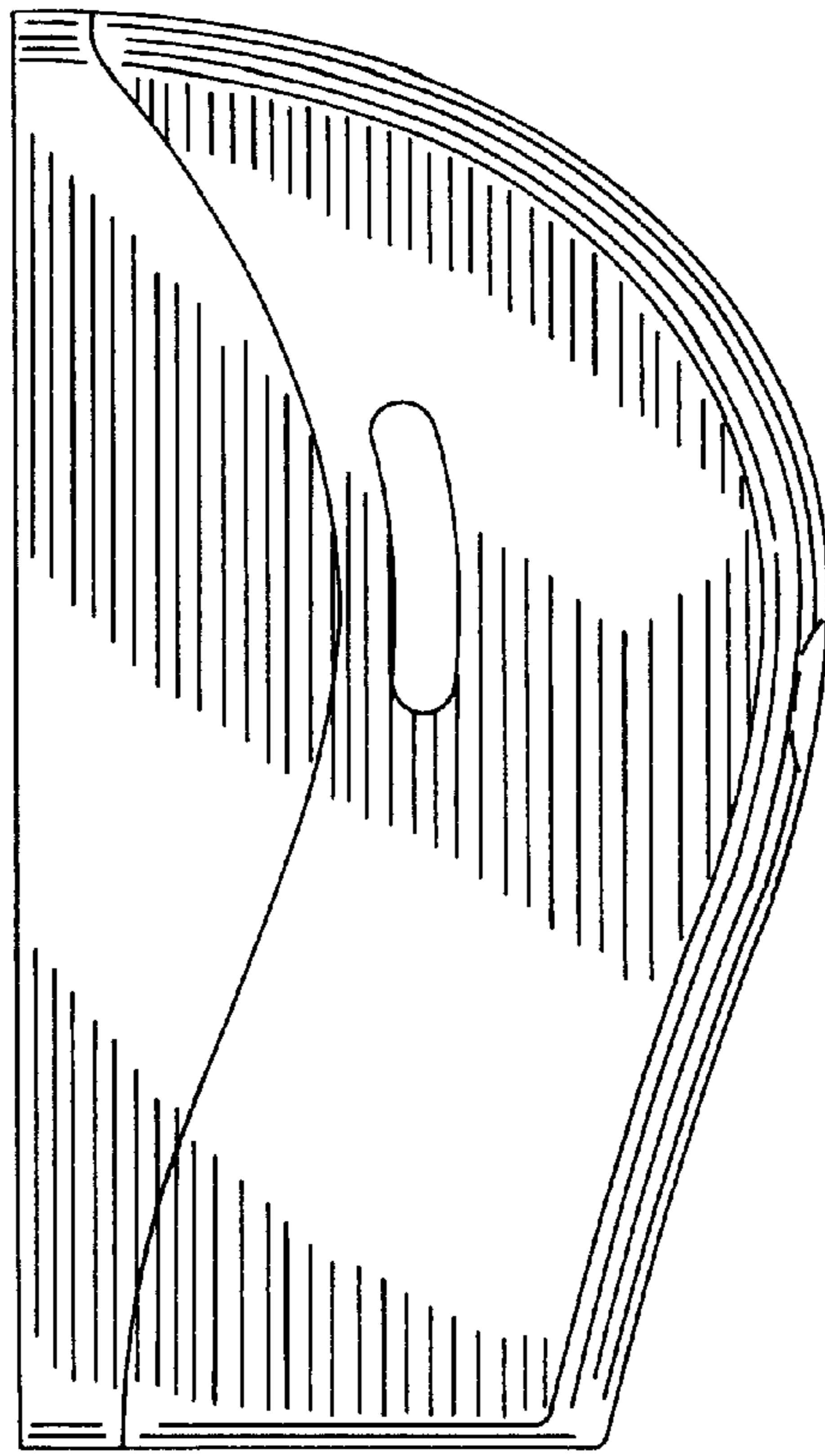


FIG. 5

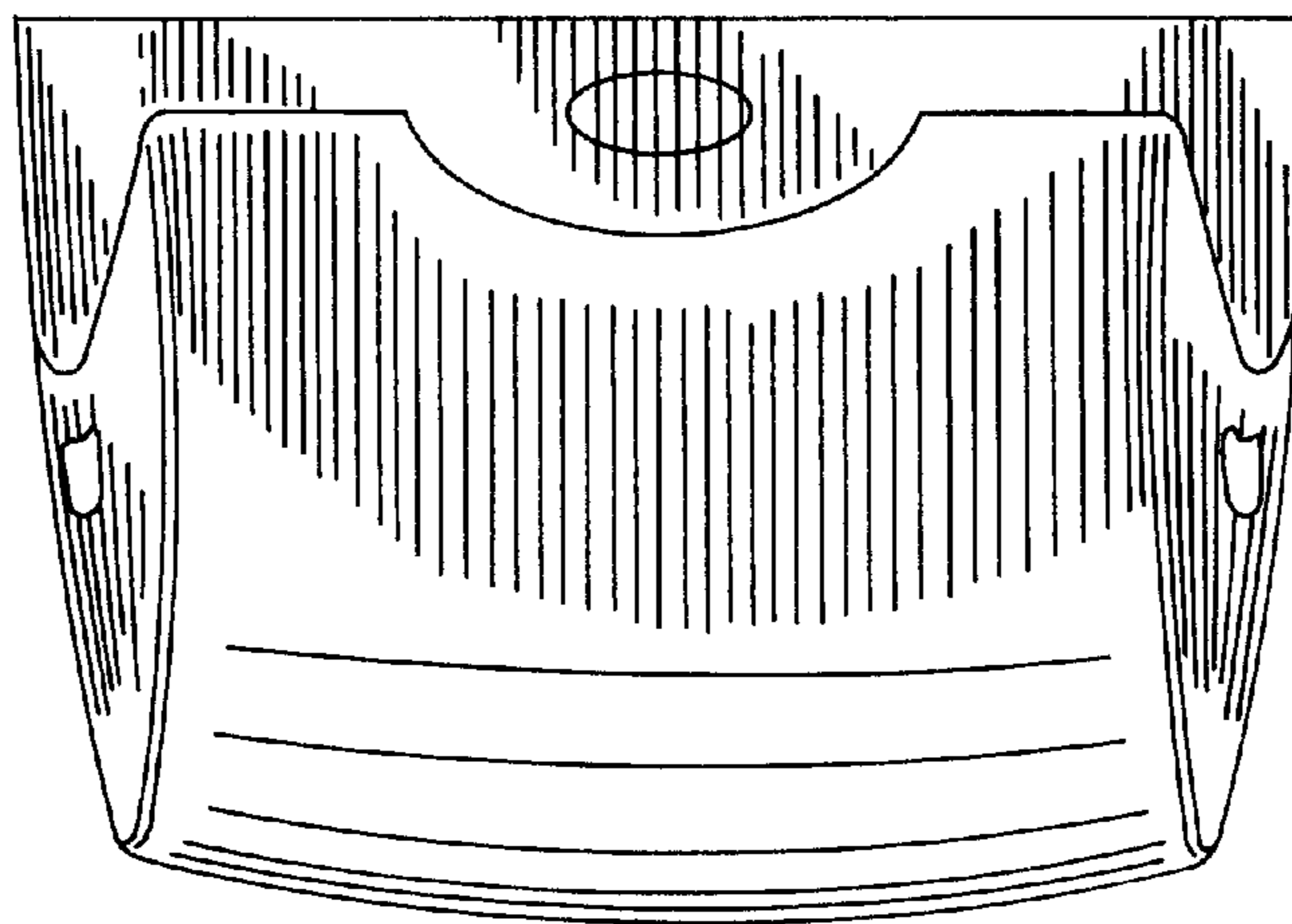
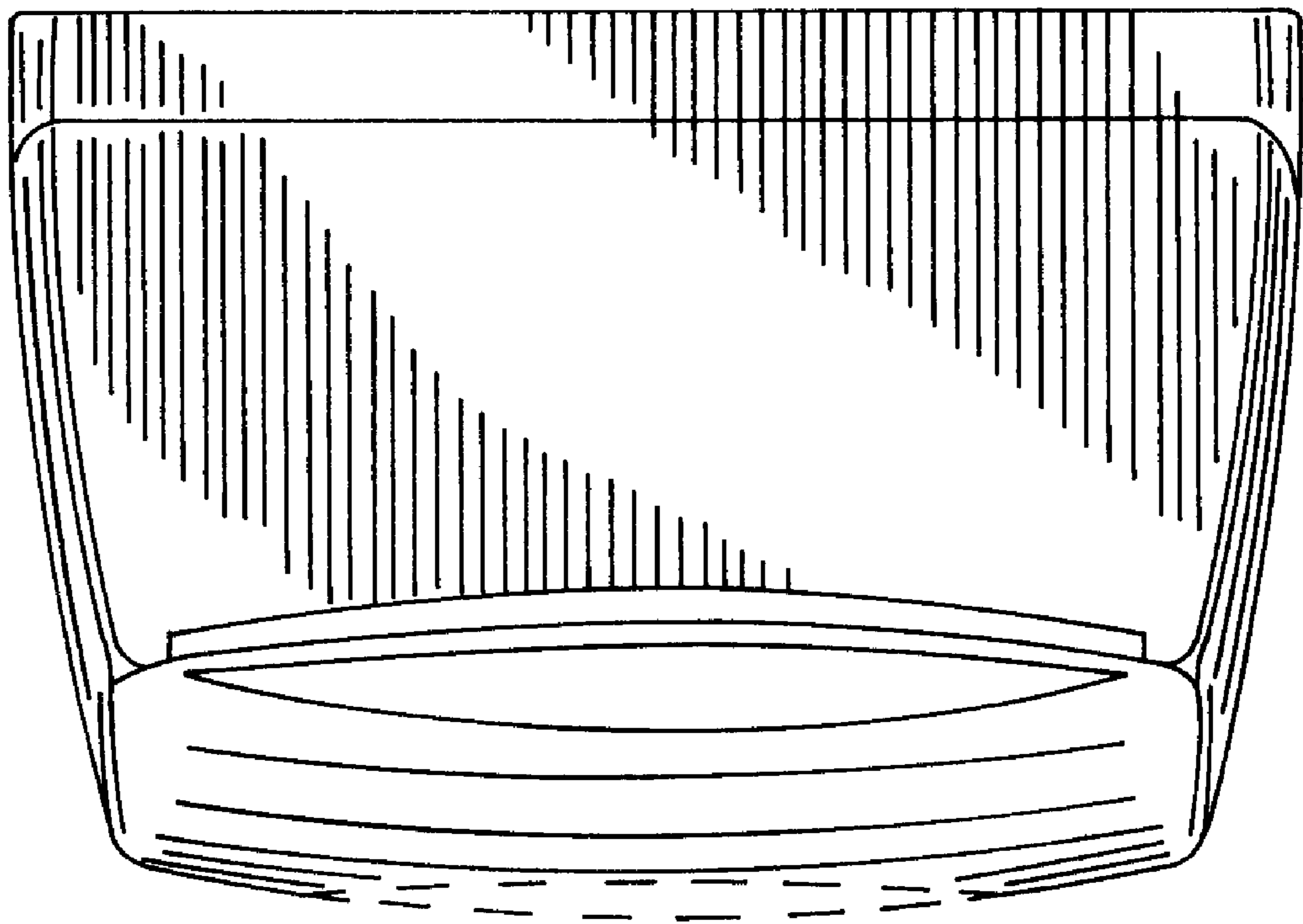


FIG. 6



**FIG. 7**