



US00D450944B1

(12) **United States Design Patent**  
**Shepard et al.**

(10) **Patent No.:** **US D450,944 S**

(45) **Date of Patent:** **\*\* Nov. 27, 2001**

(54) **CHAIR**

D. 412,408 \* 8/1999 Navone ..... D6/369

(75) Inventors: **Randall B. Shepard**, Moraga, CA  
(US); **John E. Black**, East Grand  
Rapids, MI (US)

(73) Assignee: **McGuire Furniture Company, Inc.**,  
San Francisco, CA (US)

(\*\*) Term: **14 Years**

(21) Appl. No.: **29/120,868**

(22) Filed: **Mar. 28, 2000**

(51) **LOC (7) Cl.** ..... **06-01**

(52) **U.S. Cl.** ..... **D6/369**

(58) **Field of Search** ..... D6/334, 369, 380,  
D6/500, 501, 502; 297/451.9, 452.64

(56) **References Cited**

**U.S. PATENT DOCUMENTS**

D. 78,304 \* 4/1929 Mizner ..... D6/369  
D. 259,601 \* 6/1981 Marks ..... D6/334  
D. 346,910 \* 5/1994 Caldwell ..... D6/369

**OTHER PUBLICATIONS**

“Chamane Chair”, *Christian Liaigre at Holly Hunt, Holly Hunt Collection*, 2 pgs. (Date unknown).

\* cited by examiner

*Primary Examiner*—Gary D. Watson

(74) *Attorney, Agent, or Firm*—Merchant & Gould P.C.

(57) **CLAIM**

The ornamental design for chair, as shown and described.

**DESCRIPTION**

FIG. 1 is a perspective view taken from the top, front and left side of a chair embodying my new design;

FIG. 2 is a left side elevational view thereof, the right side elevational view being the mirror image thereof;

FIG. 3 is a front elevational view thereof;

FIG. 4 is a rear elevational view thereof;

FIG. 5 is a top plan view thereof; and,

FIG. 6 is a bottom plan view thereof.

**1 Claim, 6 Drawing Sheets**



FIG. 1



FIG. 2



FIG. 3




FIG. 4




FIG. 5

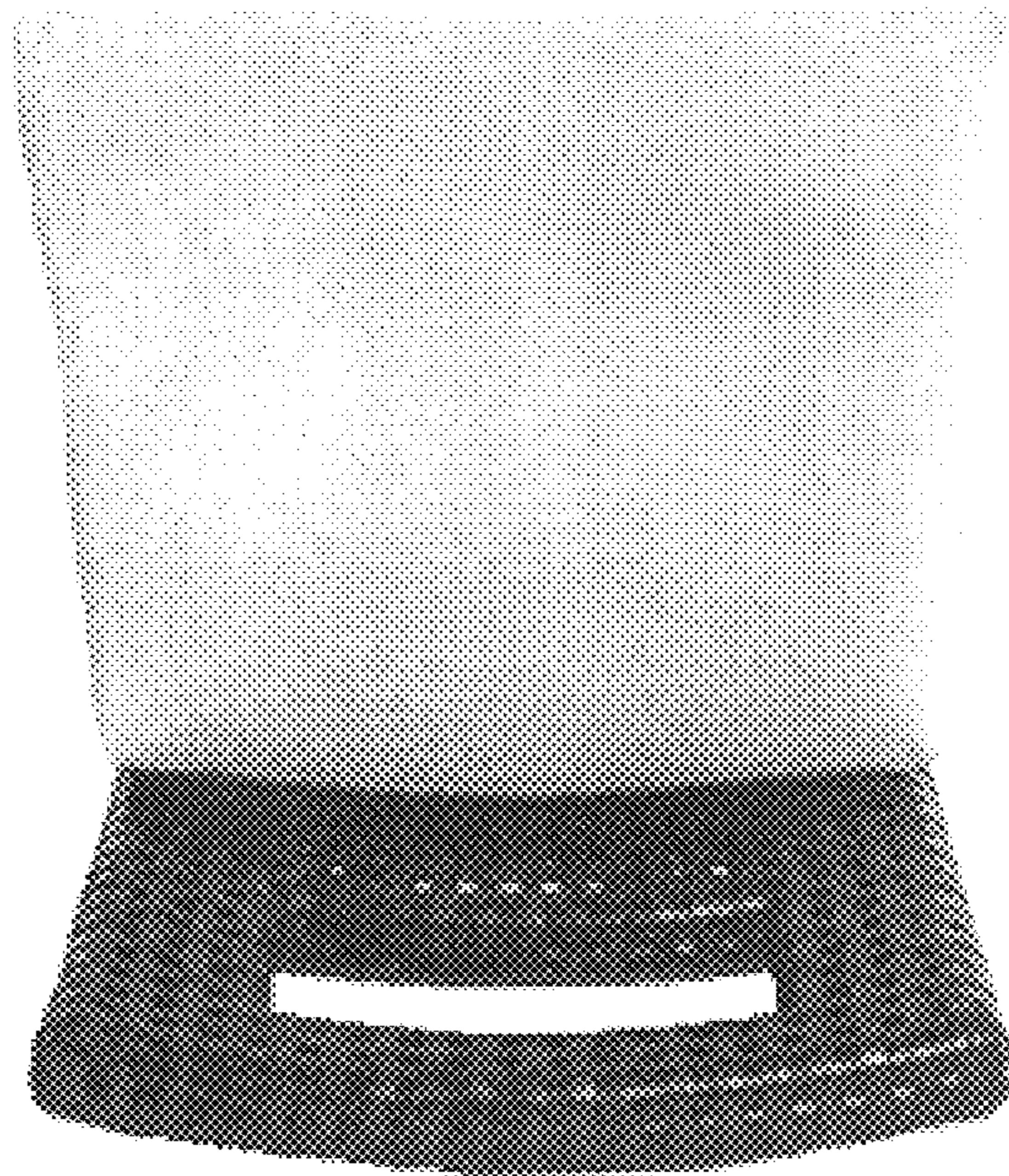


FIG. 6

