



US00D450941B1

(12) **United States Design Patent**
Spitler

(10) **Patent No.:** **US D450,941 S**

(45) **Date of Patent:** **** Nov. 27, 2001**

(54) **STOOL**

(76) **Inventor:** **Michael L. Spitler**, 292 Oak Ridge Dr.,
Lake Ozark, MO (US) 65049

(**) **Term:** **14 Years**

(21) **Appl. No.:** **29/142,213**

(22) **Filed:** **May 21, 2001**

(51) **LOC (7) Cl.** **06-01**

(52) **U.S. Cl.** **D6/349; D6/351**

(58) **Field of Search** D6/349-353; 297/461,
297/462, 195.11, 423.1, 423.39, 423.41,
423.42, 423.43; D21/484, 488; 446/124-126

(56) **References Cited**

U.S. PATENT DOCUMENTS

D. 121,525	*	7/1940	Shaw	D6/352
D. 355,773	*	2/1995	MacOwan	D6/335
1,198,263	*	9/1916	Pajeau	446/125
2,708,965	*	5/1955	King	297/461
2,709,318	*	5/1955	Benjamin	446/124

* cited by examiner

Primary Examiner—Janice E. Seeger

(74) *Attorney, Agent, or Firm*—Senniger, Powers, Leavitt
& Roedel

(57) **CLAIM**

The ornamental design for a stool, as shown and described.

DESCRIPTION

FIG. 1 is a perspective view of a stool according to my design;

FIG. 2 is a front elevational view thereof, the rear elevational, right side elevational and left side elevational views being identical thereto;

FIG. 3 is a top view thereof

FIG. 4 is a bottom view thereof;

FIG. 5 is a perspective view of a second embodiment of the stool of my new design;

FIG. 6 is a front elevational view thereof, the rear elevational view being identical thereto;

FIG. 7 is a right side elevational view thereof, the left side elevational view being identical thereto;

FIG. 8 is a top view thereof; and,

FIG. 9 is a bottom view thereof.

1 Claim, 9 Drawing Sheets




FIG. 1





FIG. 2



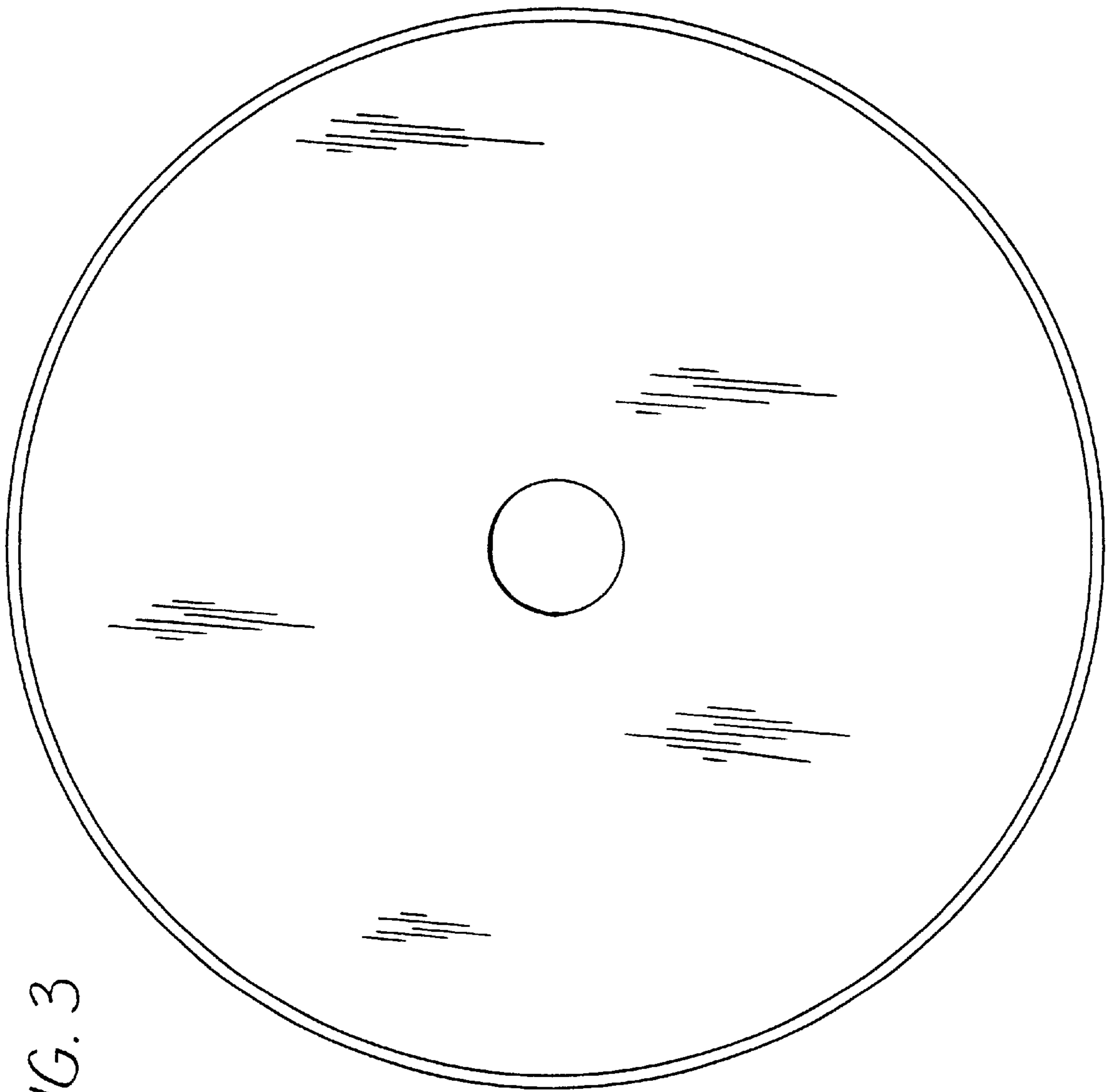


FIG. 3

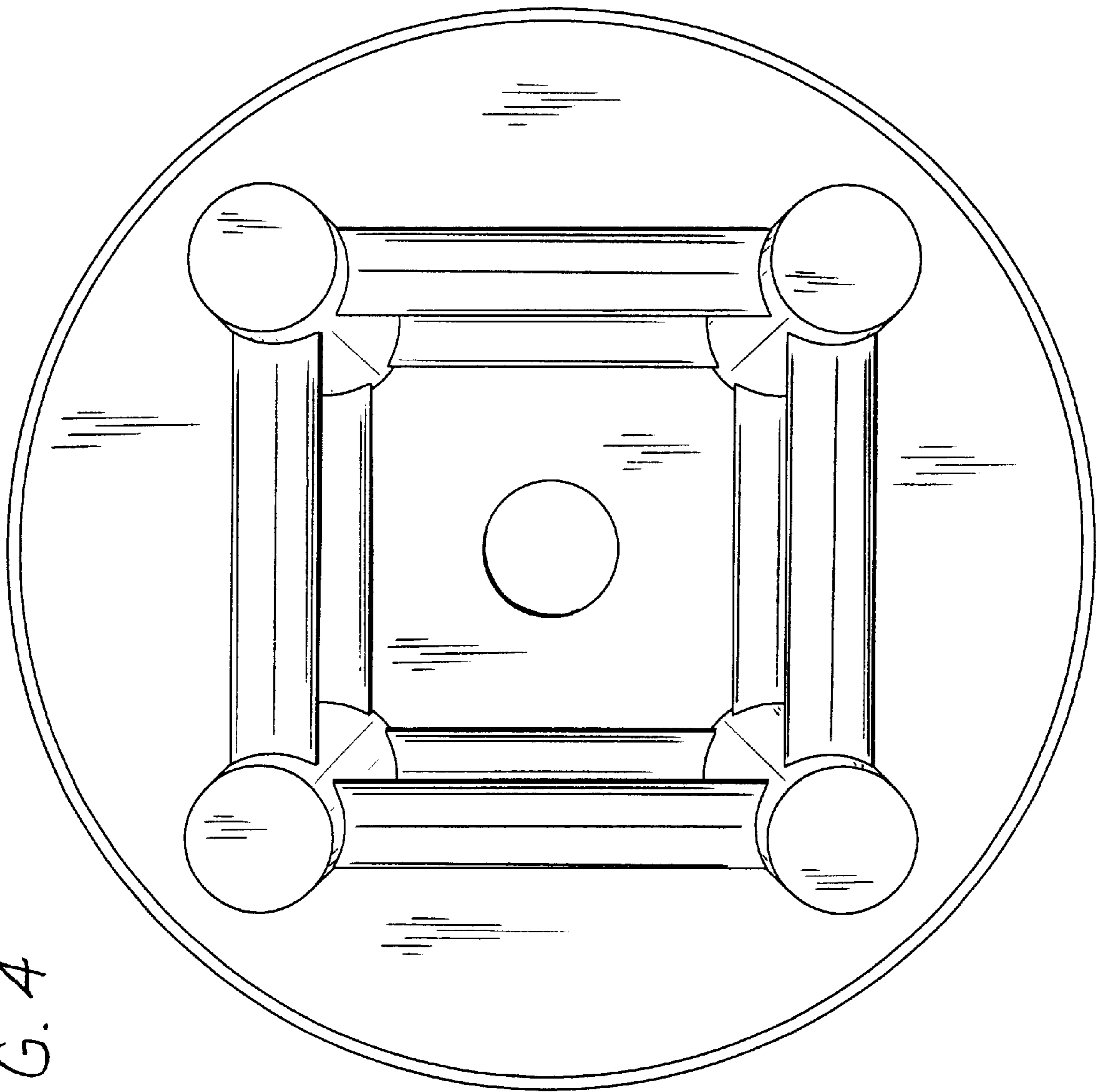


FIG. 4

FIG. 5




FIG. 6




FIG. 7




FIG. 8

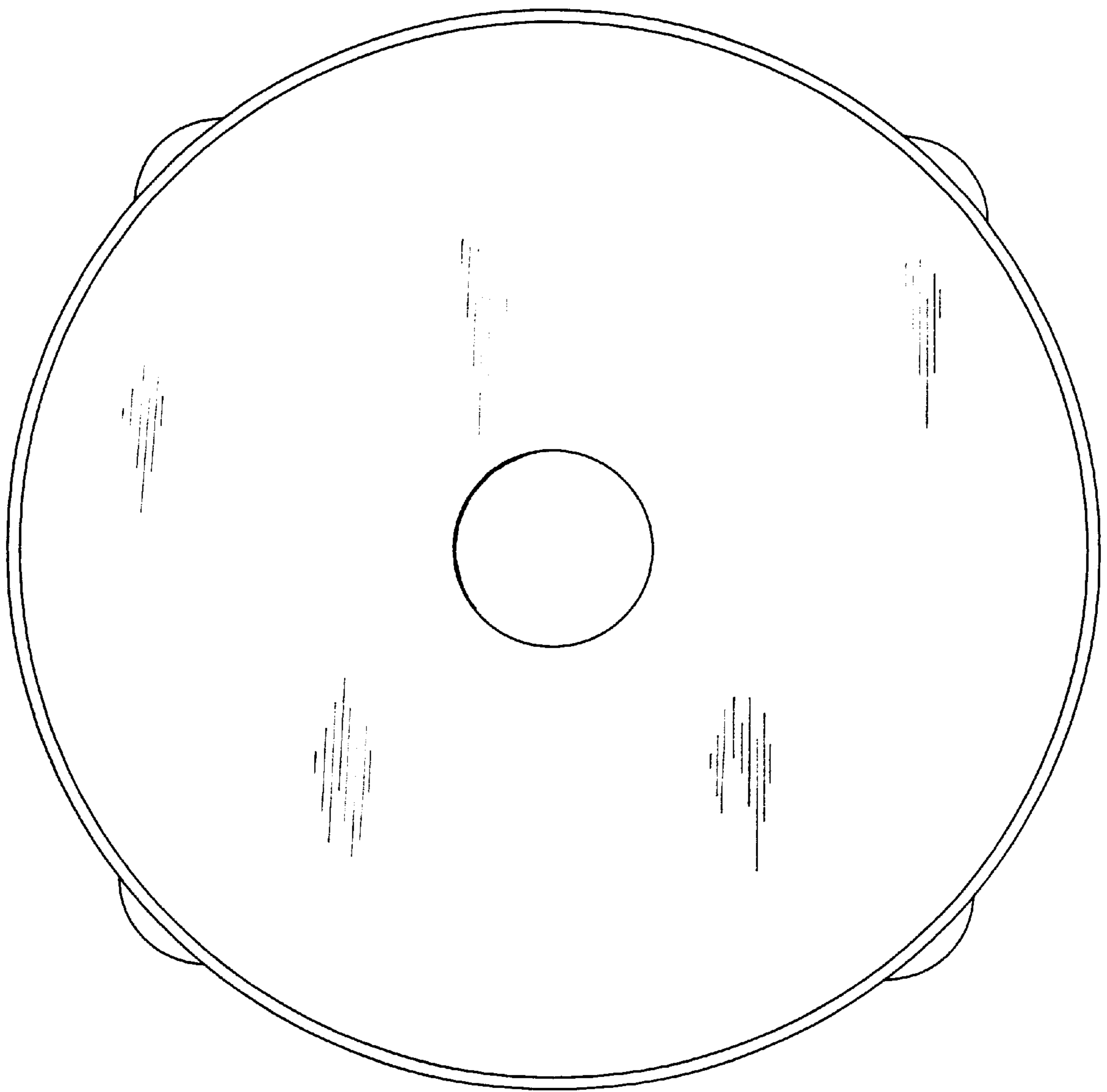


FIG. 9

