



US00D450935B1

(12) **United States Design Patent**
Dranschak et al.

(10) **Patent No.:** **US D450,935 S**

(45) **Date of Patent:** **** Nov. 27, 2001**

(54) **CHILD CAR SEAT**

(75) Inventors: **David A. Dranschak**, Union; **Mark W. Geis**, Tipp City; **William R. Gibson**, Kent, all of OH (US)

(73) Assignee: **Evenflo Company, Inc.**, Vandalia, OH (US)

(**) Term: **14 Years**

(21) Appl. No.: **29/129,814**

(22) Filed: **Sep. 21, 2000**

(51) **LOC (7) Cl.** **06-01**

(52) **U.S. Cl.** **D6/333**

(58) **Field of Search** D6/333, 334, 335, D6/336, 356, 367, 368, 500-502; D12/129; 297/250.1, 256.12, 256.13, 256.15, 256.16, 256.17, 253, 254, 255, 216.1, 467, 468, 487, 488

(56) **References Cited**

U.S. PATENT DOCUMENTS

D. 244,325	5/1977	Voytko	D6/7	
D. 287,670	*	1/1987	Kassai	D6/333
D. 315,255	3/1991	Beermann	D6/356	
D. 317,534	6/1991	Hänsel	D6/356	
D. 321,992	12/1991	Butler	D6/356	
D. 334,847	4/1993	Takahashi et al.	D6/333	
D. 338,343	*	8/1993	Grange	D6/333
D. 366,965	*	2/1996	Meeker et al.	D6/333
D. 383,912	9/1997	Meeker et al.	D6/333	

D. 399,659	10/1998	Reiland et al.	D6/333	
D. 417,964	12/1999	Kain	D6/333	
D. 419,786	*	2/2000	Kain	D6/333
D. 442,373	*	5/2001	Ruehlmann et al.	D6/333
5,052,750	*	10/1991	Takahashi et al.	297/256.15
5,609,393	3/1997	Meeker et al.	.		
5,897,162	*	4/1999	Humes et al.	297/250.1
5,957,531	*	9/1999	Kane et al.	297/250.1

* cited by examiner

Primary Examiner—Gary D. Watson

Assistant Examiner—Mimosa De

(74) *Attorney, Agent, or Firm*—Thompson Hine LLP

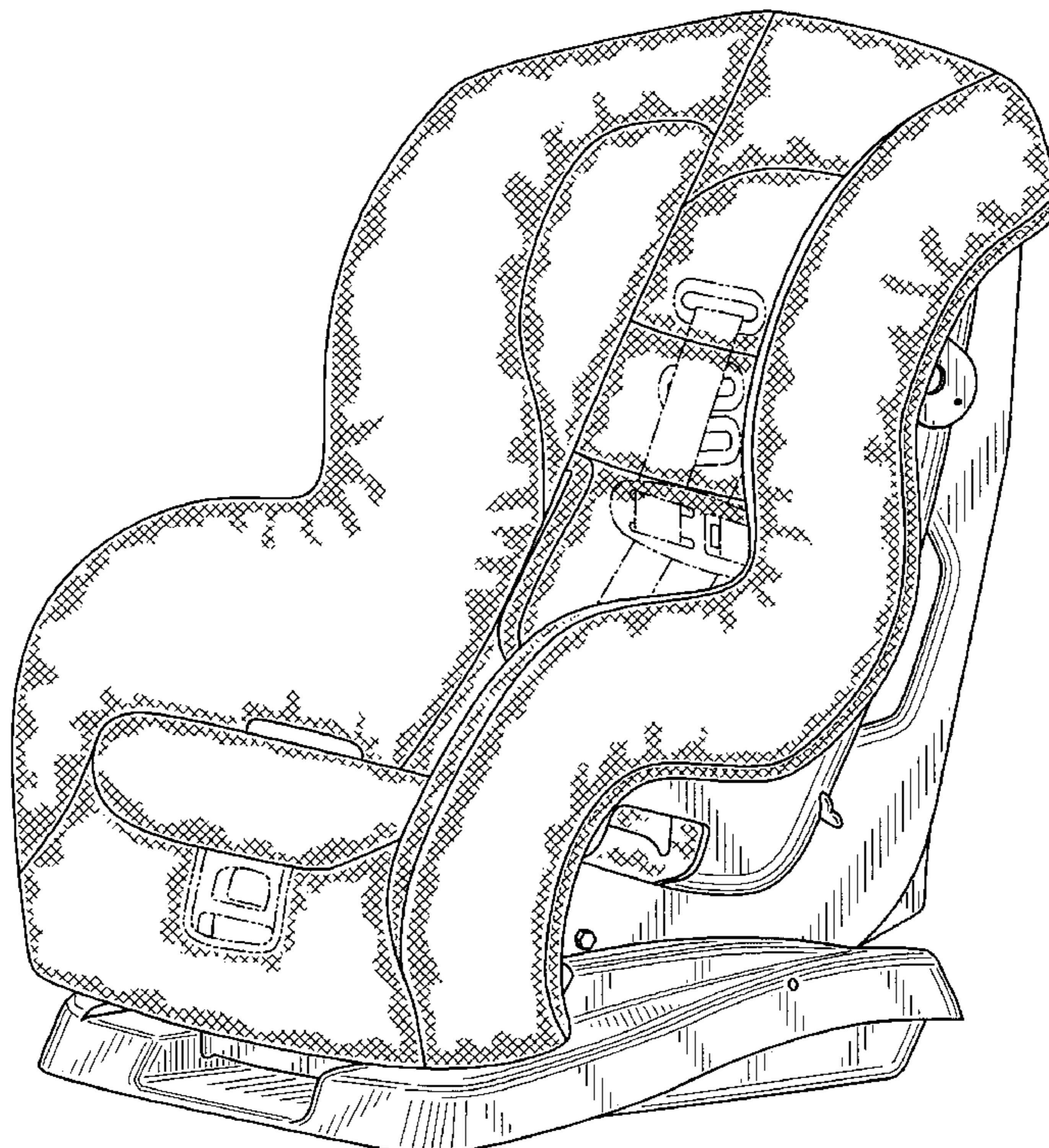
(57) **CLAIM**

The ornamental design for a child car seat, as shown and described.

DESCRIPTION

FIG. 1 is a perspective view of the child car seat;
 FIG. 2 is a front elevational view of the child car seat of FIG. 1;
 FIG. 3 is a right side elevational view of the child car seat of FIG. 1; and,
 FIG. 4 is a top plan view of the child car seat of FIG. 1.
 The dashed line portions of the drawings are for illustrative purposes only and do not constitute part of the claimed design.
 The fragmented cross-hatching shown in all views is understood to represent fabric and would be continuous throughout the circumscribed areas.

1 Claim, 4 Drawing Sheets



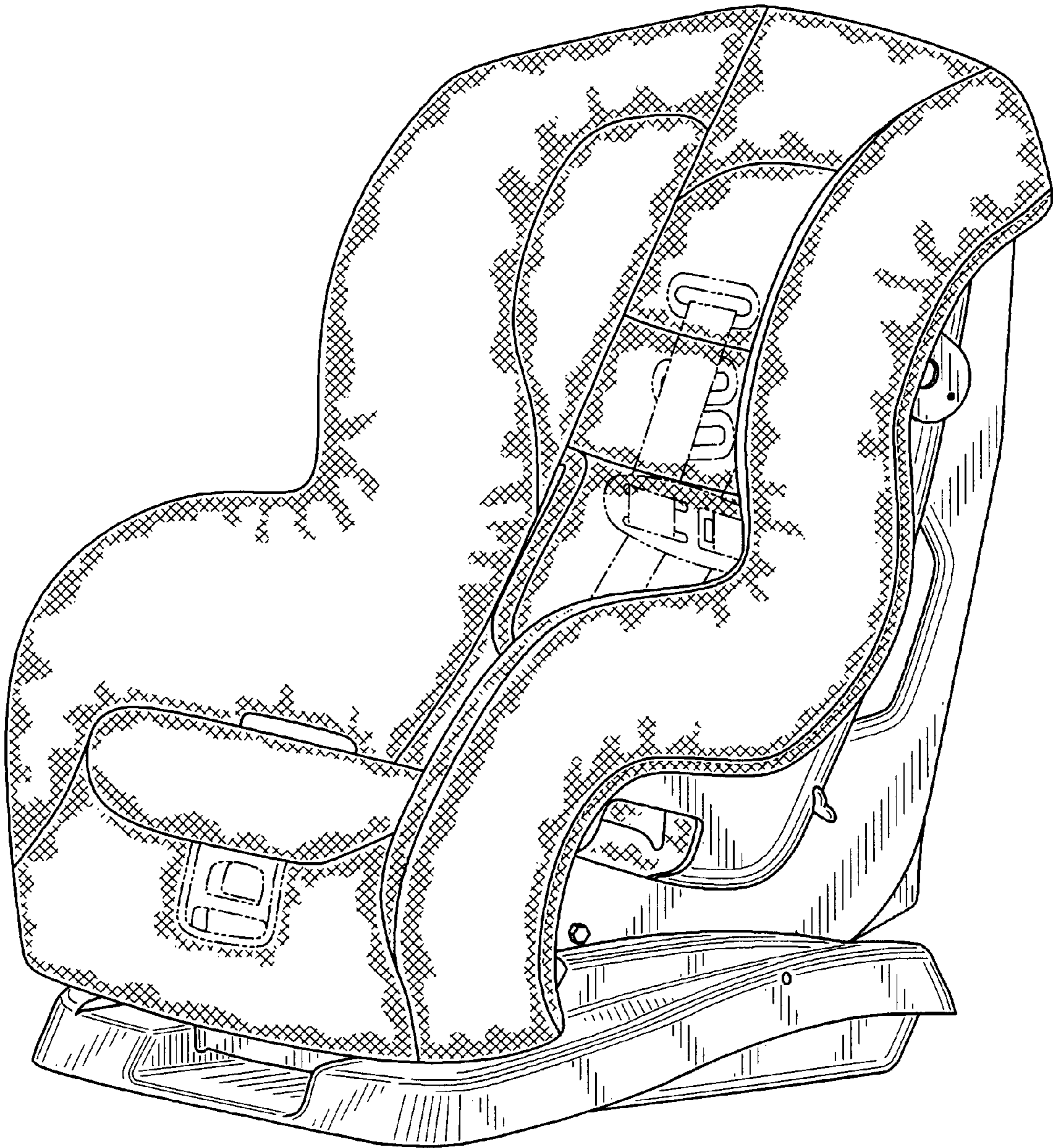


FIG. 1

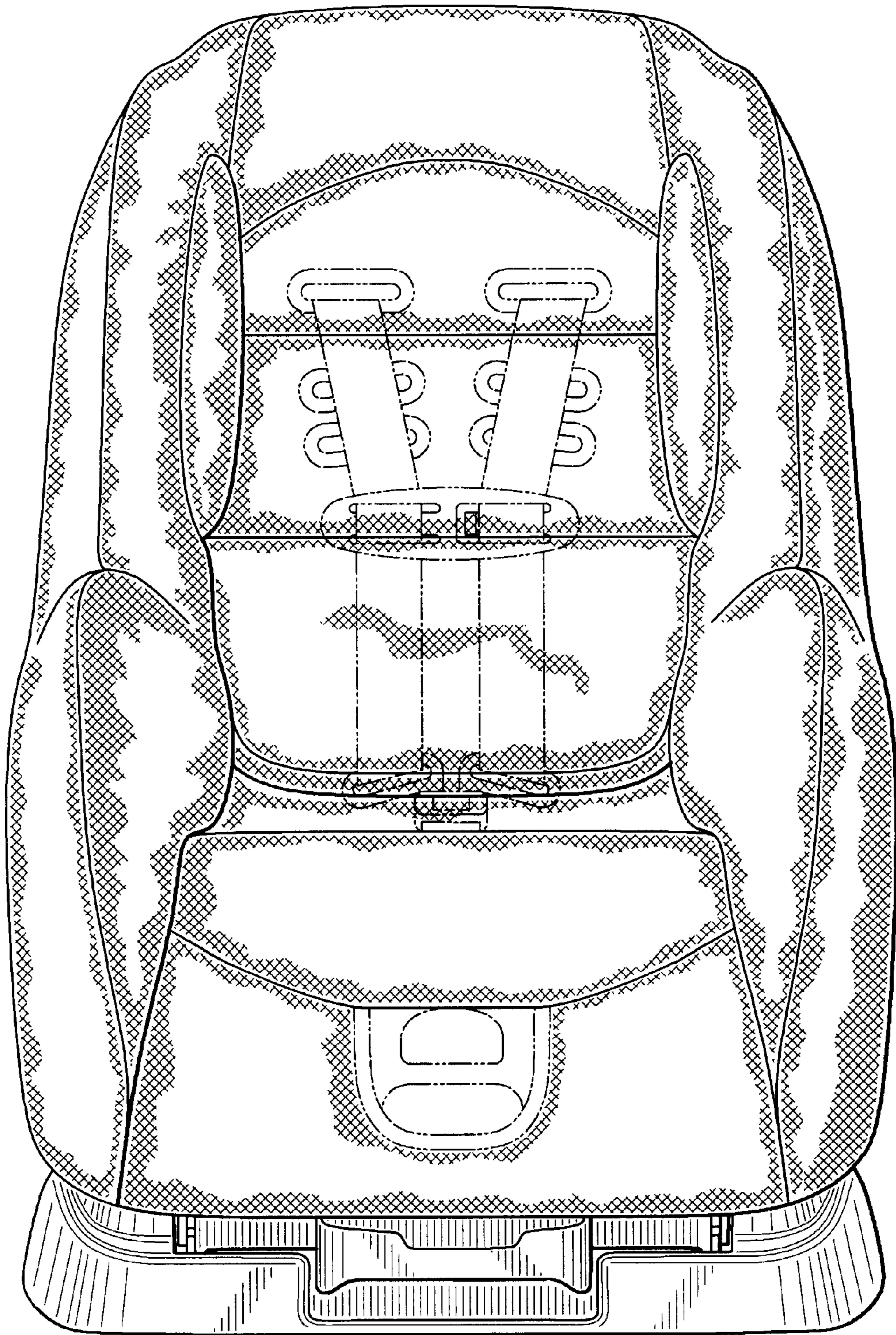


FIG. 2

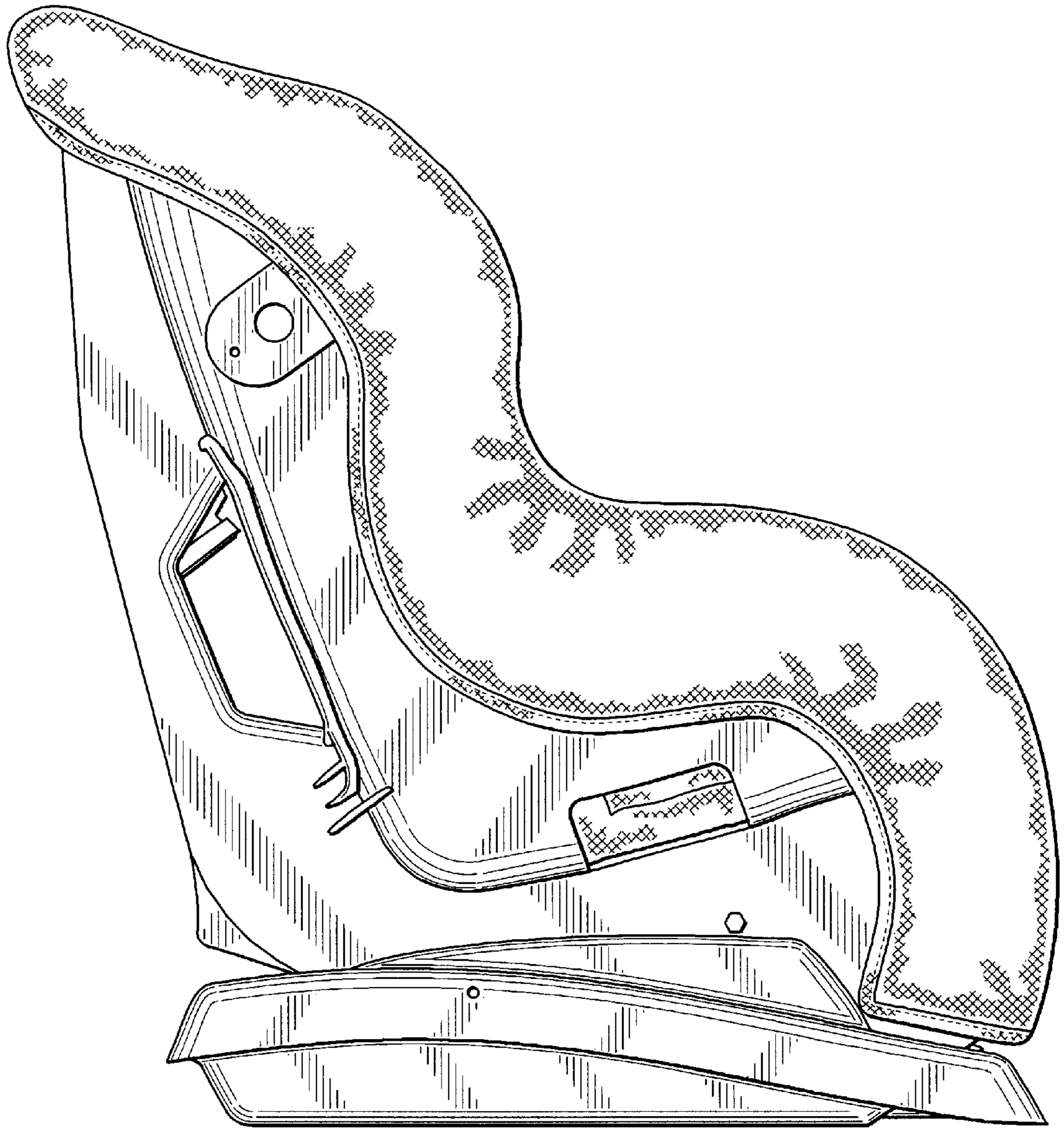


FIG. 3

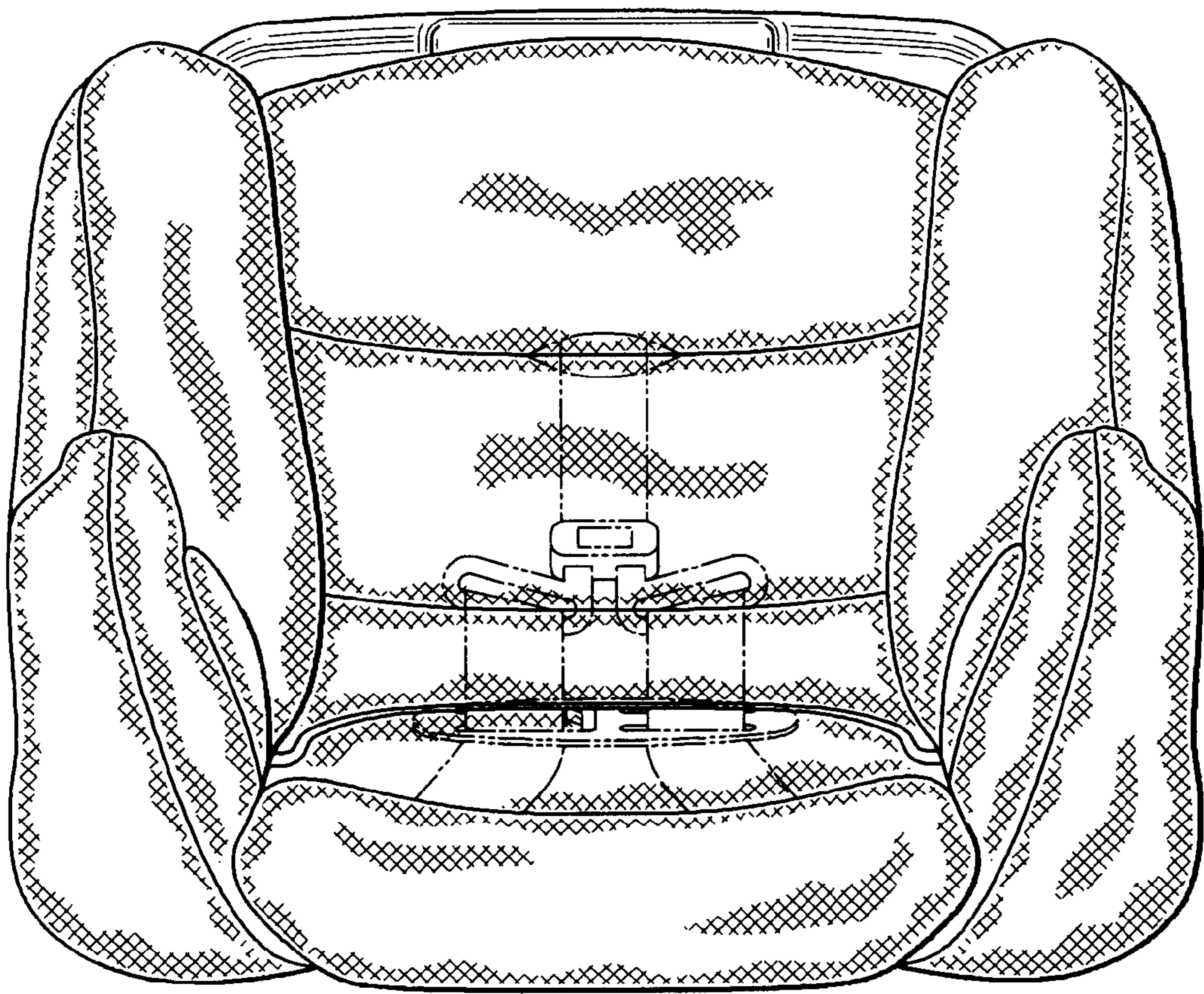


FIG. 4