



US00D450922B1

(12) **United States Design Patent**  
**Weinstock**

(10) **Patent No.:** **US D450,922 S**

(45) **Date of Patent:** **\*\* Nov. 27, 2001**

(54) **WATERPROOF FLOATABLE CONTAINER**

(76) **Inventor:** **Jay Weinstock**, 326 Prospect Ave., Apt.  
10J, Hackensack, NJ (US) 07601

(\*\*) **Term:** **14 Years**

(21) **Appl. No.:** **29/135,790**

(22) **Filed:** **Jan. 17, 2001**

(51) **LOC (7) Cl.** ..... **03-01**

(52) **U.S. Cl.** ..... **D3/215**

(58) **Field of Search** ..... D3/215, 201, 203;  
D9/300, 305; D28/4, 73, 76, 77, 78; D2/82;  
132/293, 294; 220/324, 355, 522, 235,  
408, 619, 256

(56) **References Cited**

**U.S. PATENT DOCUMENTS**

D. 72,409	*	4/1927	Delaize	.....	D9/307
D. 324,493	*	3/1992	Nickerson	.....	D9/351
D. 427,724	*	7/2000	Longo	.....	D28/4
D. 435,961	*	1/2001	Weinstock	.....	D3/215
2,446,080	*	7/1948	Dennis	.....	132/293

3,021,976	*	2/1962	Tracy	.....	220/619
5,148,941	*	9/1992	Chezer	.....	220/408
5,381,918	*	1/1995	Dahl	.....	220/256
6,047,710	*	4/2000	Irving et al.	.....	132/293

\* cited by examiner

*Primary Examiner*—Catherine R. Oliver

(74) *Attorney, Agent, or Firm*—Gottlieb, Rackman & Reisman, P.C.

(57) **CLAIM**

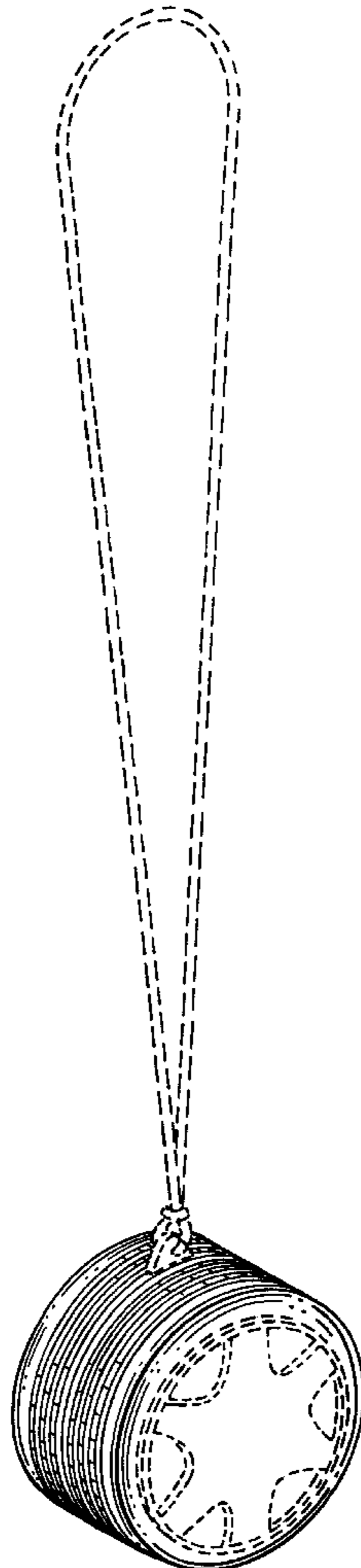
The ornamental design for a waterproof floatable container, as shown and described.

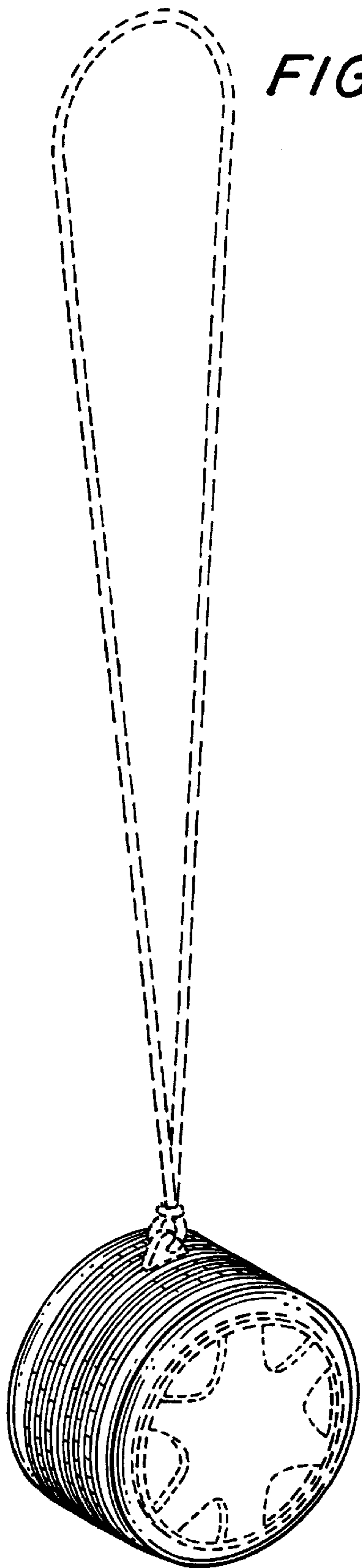
**DESCRIPTION**

FIG. 1 is a top, front and left side perspective view of the waterproof floatable container showing my new design; FIG. 2 is a right side elevational view thereof; and, FIG. 3 is a front elevational view thereof.


The broken line showing of environment in the drawings is for illustrative purposes only and forms no part of the claimed design.

**1 Claim, 1 Drawing Sheet**

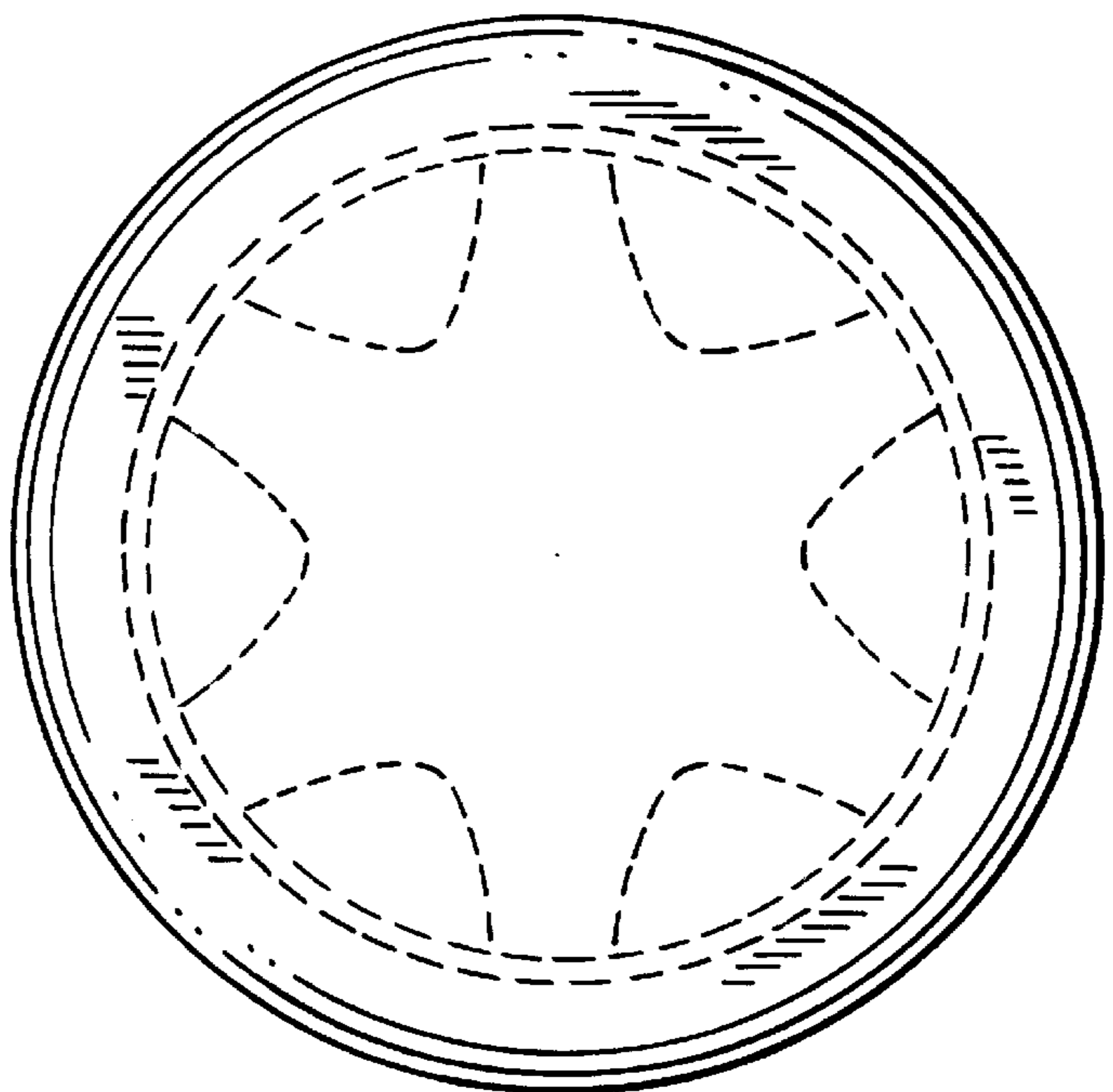




*FIG. 1*



*FIG. 2*



*FIG. 3*