



US00D450915B2

(12) **United States Design Patent**
McMullin

(10) **Patent No.:** **US D450,915 S**

(45) **Date of Patent:** **** Nov. 27, 2001**

(54) **GOLF CLEAT**

(75) **Inventor:** **Faris W. McMullin**, Boise, ID (US)

(73) **Assignee:** **Softspikes, Inc.**, Gaithersburg, MD (US)

(**) **Term:** **14 Years**

(21) **Appl. No.:** **29/132,389**

(22) **Filed:** **Nov. 9, 2000**

(51) **LOC (7) Cl.** **02-04**

(52) **U.S. Cl.** **D2/962**

(58) **Field of Search** D2/962, 906; 36/127, 36/134, 67 R, 67 A, 67 B, 67 C, 59 A, 59 B, 59 R, 61, 62, 64, 65, 66

D. 432,770	*	10/2000	Breault et al.	D2/962
D. 436,248	*	1/2001	Peabody	D2/962
D. 439,397	*	3/2001	Shieh	D2/962
5,794,367	*	8/1998	Carroll	36/134
5,940,993	*	8/1999	Ronci	36/134
5,964,048	*	10/1999	Shieh	36/134
6,009,640	*	1/2000	Deacon et al.	36/134
6,023,860	*	2/2000	McMullin	36/134
6,052,923	*	4/2000	McMullin	36/134
6,233,850	*	5/2001	Peabody	36/134

* cited by examiner

Primary Examiner—Louis S. Zarfaz
Assistant Examiner—Gregory Andoll

(57) **CLAIM**

The ornamental design for a golf cleat, as shown and described.

(56) **References Cited**


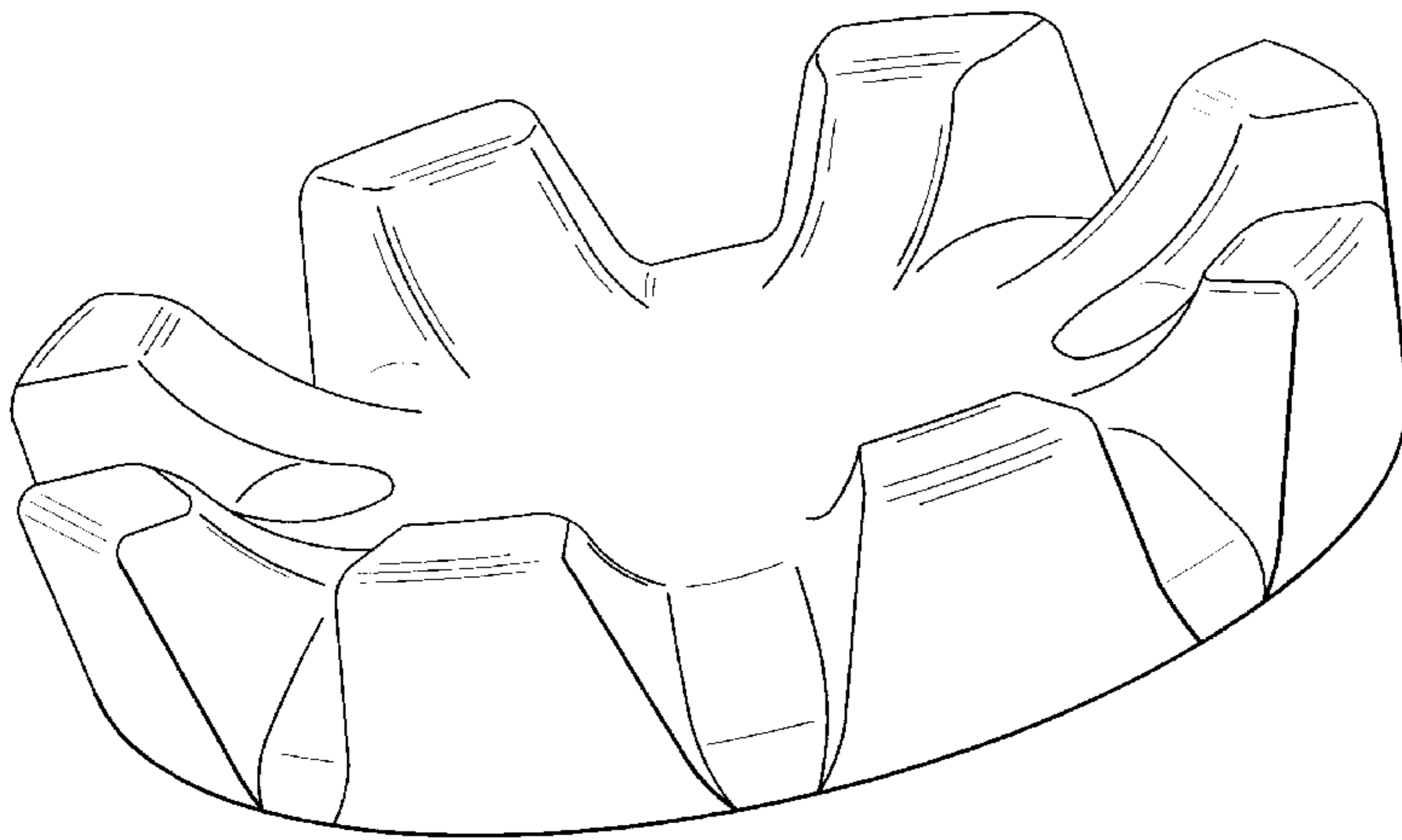
U.S. PATENT DOCUMENTS

D. 375,192	*	11/1996	Bathum	D2/962
D. 389,299	*	1/1998	McMullin	D2/962
D. 392,451	*	3/1998	Collins et al.	D2/962
D. 401,046	*	11/1998	McMullin	D2/962
D. 404,192	*	1/1999	McMullin	D2/962
D. 406,447	*	3/1999	Ronci	D2/962
D. 407,839	*	4/1999	McMullin	D2/962
D. 408,122	*	4/1999	McMullin	D2/962
D. 415,340	*	10/1999	McMullin	D2/962

DESCRIPTION

FIG. 1 is a bottom perspective view of a first embodiment of a golf cleat showing my new design;
FIG. 2 is a bottom view in plan thereof;
FIG. 3 is a top view plan thereof; and,
FIG. 4 is a side view in elevation thereof.
The broken lines in the Figures are for illustrative purposes only and form no part of the claimed design.

1 Claim, 2 Drawing Sheets



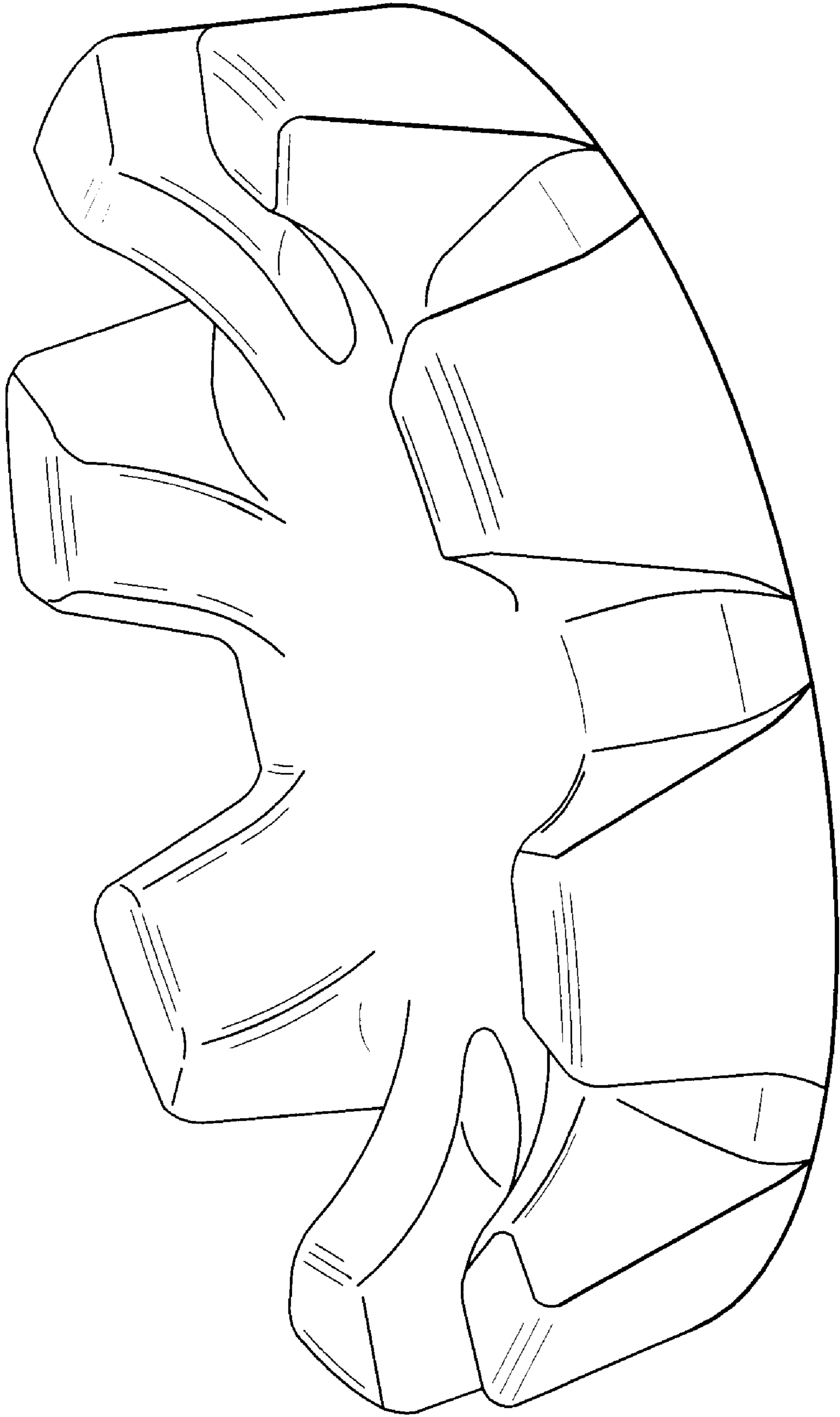


FIG. I




FIG. 2




FIG. 3

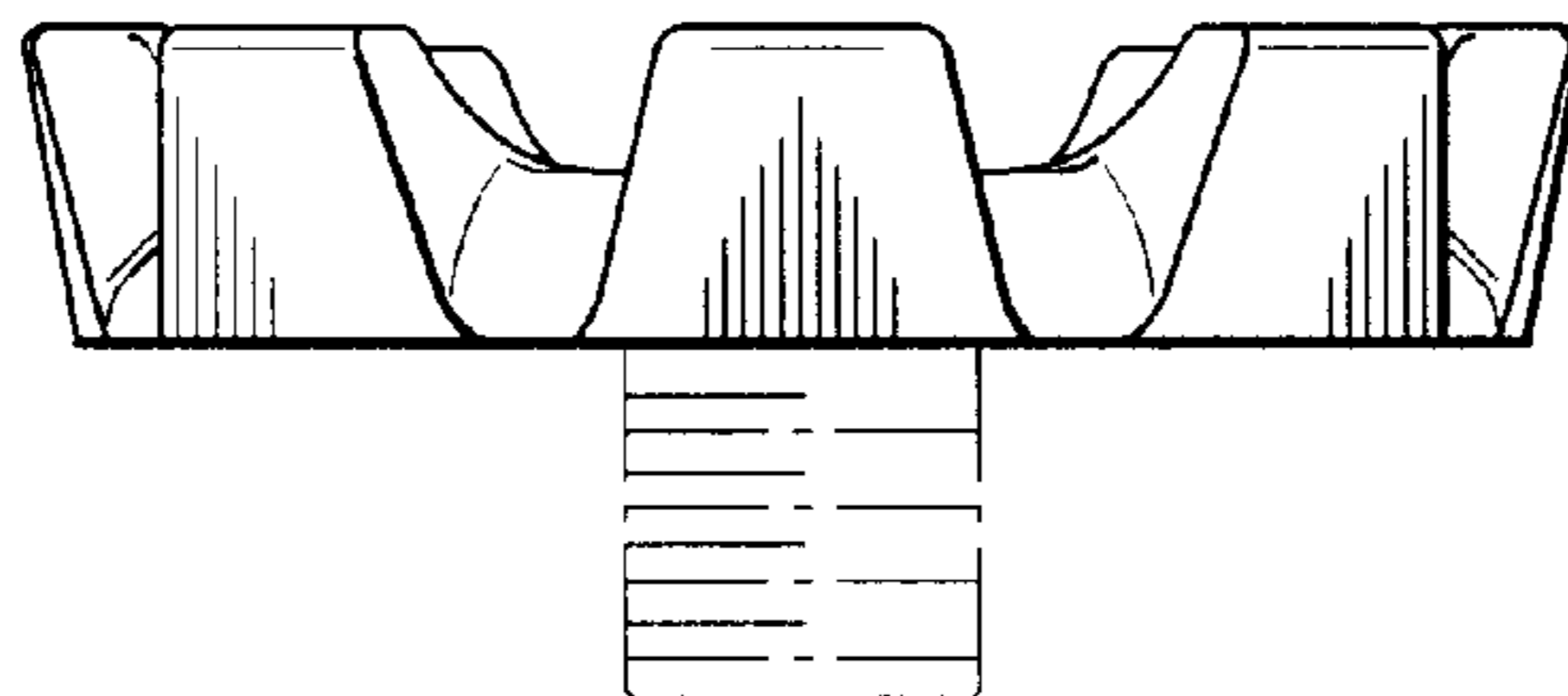


FIG. 4