



US00D450908B1

(12) **United States Design Patent**
Brown

(10) **Patent No.:** **US D450,908 S**

(45) **Date of Patent:** **** Nov. 20, 2001**

(54) **COMMEMORATIVE QUARTER DISPLAY**

5,595,797 * 1/1997 Miller 206/311 X
5,988,366 11/1999 Krull et al. .

(76) Inventor: **Hank G Brown**, 1478 Double D Dr.,
Sevierville, TN (US) 37876

* cited by examiner

(**) Term: **14 Years**

Primary Examiner—Paula A. Mortimer

(21) Appl. No.: **29/142,521**

(57) **CLAIM**

(22) Filed: **May 25, 2001**

The ornamental design for a commemorative quarter display, as shown and described.

(51) **LOC (7) Cl.** **99-00**

DESCRIPTION

(52) **U.S. Cl.** **D99/34**

(58) **Field of Search** D99/34, 35, 36,
D99/37, 38, 43; 206/0.8, 0.84, 0.81, 0.83,
486, 311, 775, 776, 777, 782; D21/341,
338, 334, 342

FIG. 1 is a front elevational view of the commemorative quarter display of the present invention;

FIG. 2 is a rear elevational view of the commemorative quarter display of FIG. 1;

FIG. 3 is a magnified front elevational view of a part of the invention; and,

FIG. 4 is a front elevational view of the commemorative quarter display of FIG. 1.

(56) **References Cited**


U.S. PATENT DOCUMENTS

D. 27,444	*	7/1897	Smith et al.	D21/342
D. 192,428		3/1962	Jacob .	
D. 304,643	*	11/1989	Sloan	D99/34
D. 359,256		6/1995	Kaiser et al. .	
D. 430,381	*	8/2000	Ellis et al.	D99/34
D. 443,750	*	6/2001	Reidenbach	D99/34
509,546		11/1893	Muller .	
3,245,523		4/1966	White .	
4,070,782		1/1978	Vasallo .	

The broken lines showing of a quarter in FIG. 3 and the striped flag in FIG. 4 are for illustrative purposes only and form no part of the claimed design.

The top, bottom, left and right elevational views (i.e. edges) are plain and unornamental and form no part of the claimed design.

1 Claim, 3 Drawing Sheets






FIG. 1




FIG. 2

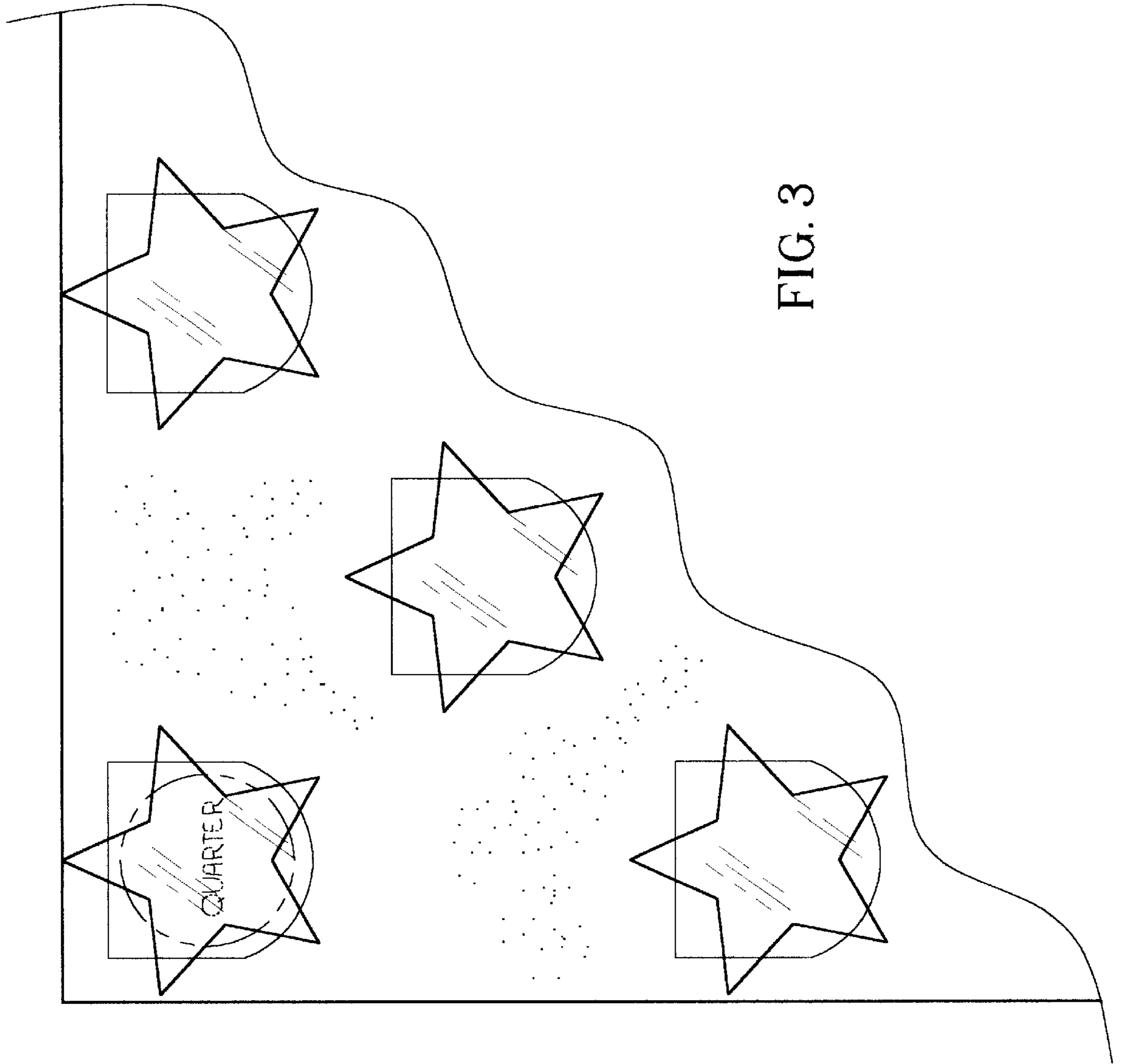


FIG. 3




FIG. 4