



US00D450906B1

(12) **United States Design Patent**
Schepers

(10) **Patent No.:** **US D450,906 S**

(45) **Date of Patent:** **** Nov. 20, 2001**

(54) **PALLET**

D. 347,510 * 5/1994 Riddick D34/38
3,709,160 * 1/1973 Howard et al. 108/51.1

(76) Inventor: **Klaas Schepers**, Struikheide, 1,
NL-7841 GG Sleen (NL)

* cited by examiner

(**) Term: **14 Years**

Primary Examiner—Cynthia E. Ramirez
(74) *Attorney, Agent, or Firm*—Bell, Boyd & Lloyd LLC

(21) Appl. No.: **29/131,269**

(22) Filed: **Oct. 17, 2000**

(57) **CLAIM**

The ornamental design for a pallet, as shown and described.

(30) **Foreign Application Priority Data**

Apr. 17, 2000 (XH) DM/051 690

DESCRIPTION

(51) **LOC (7) Cl.** **09-08**

FIG. 1 is a top perspective view of a pallet embodying my new design;

(52) **U.S. Cl.** **D34/38**

FIG. 2 is a top perspective view of the pallet taken from a different view than FIG. 1;

(58) **Field of Search** D34/38, 28; 108/51.1,
108/51.11, 53.3, 54.1, 56.1, 57.1, 901

FIG. 3 is a side view of the pallet shown in FIG. 1;

(56) **References Cited**

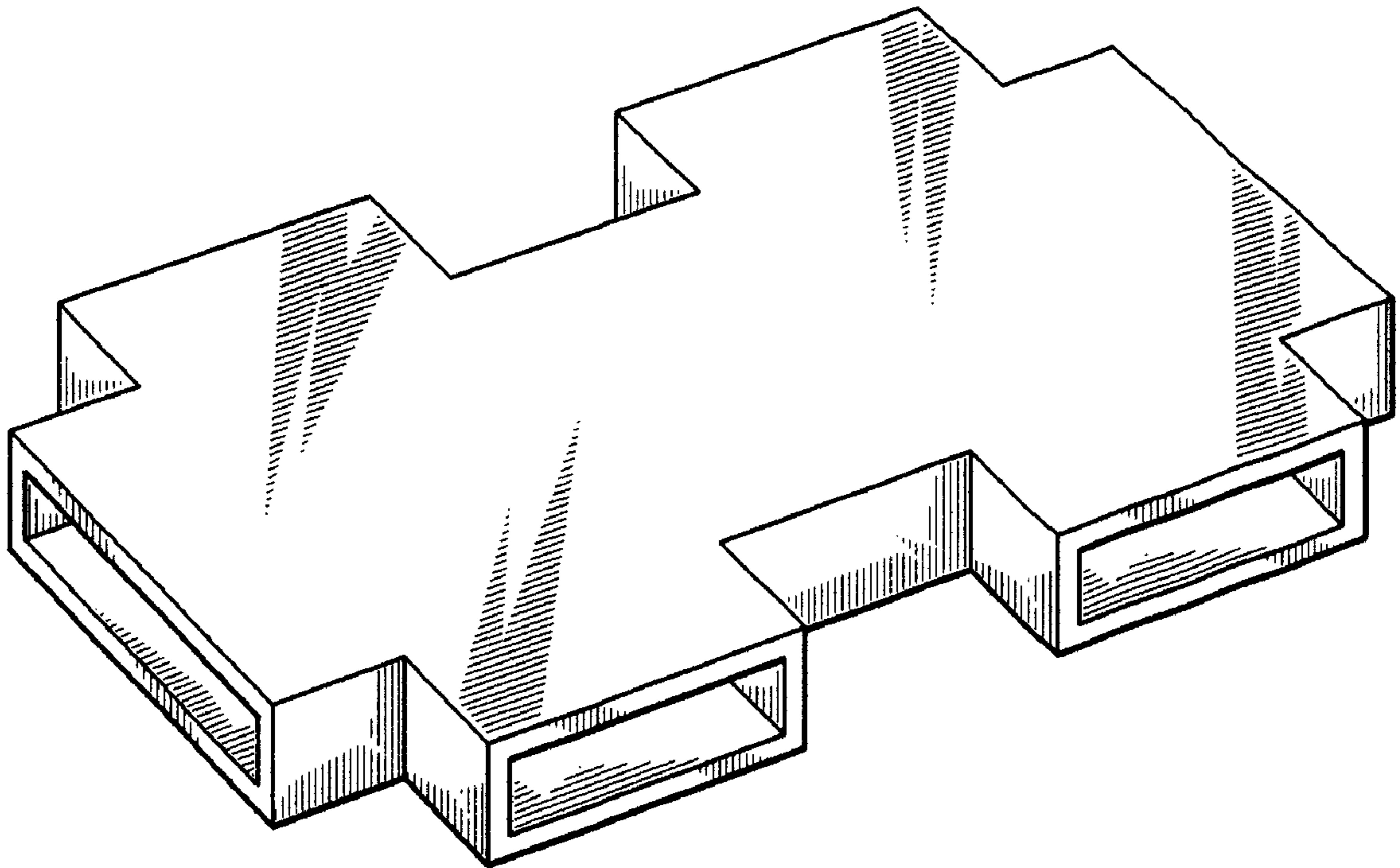
FIG. 4 is a top plan view of the pallet of FIG. 1; and,

FIG. 5 is an end view of the pallet of FIG. 1.

U.S. PATENT DOCUMENTS

D. 236,886 * 9/1975 Johns et al. D34/38

1 Claim, 1 Drawing Sheet



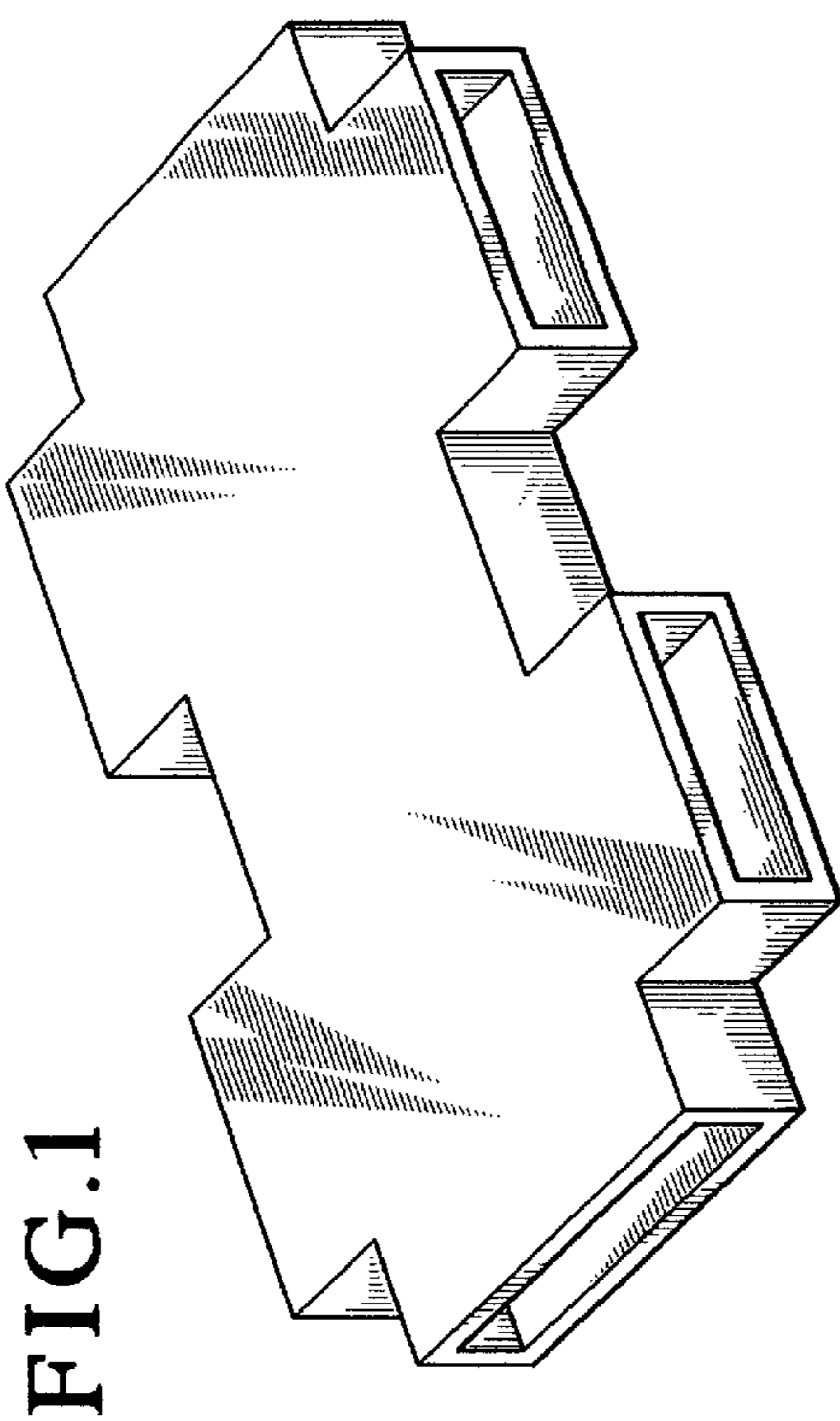


FIG. 1

FIG. 3




FIG. 4

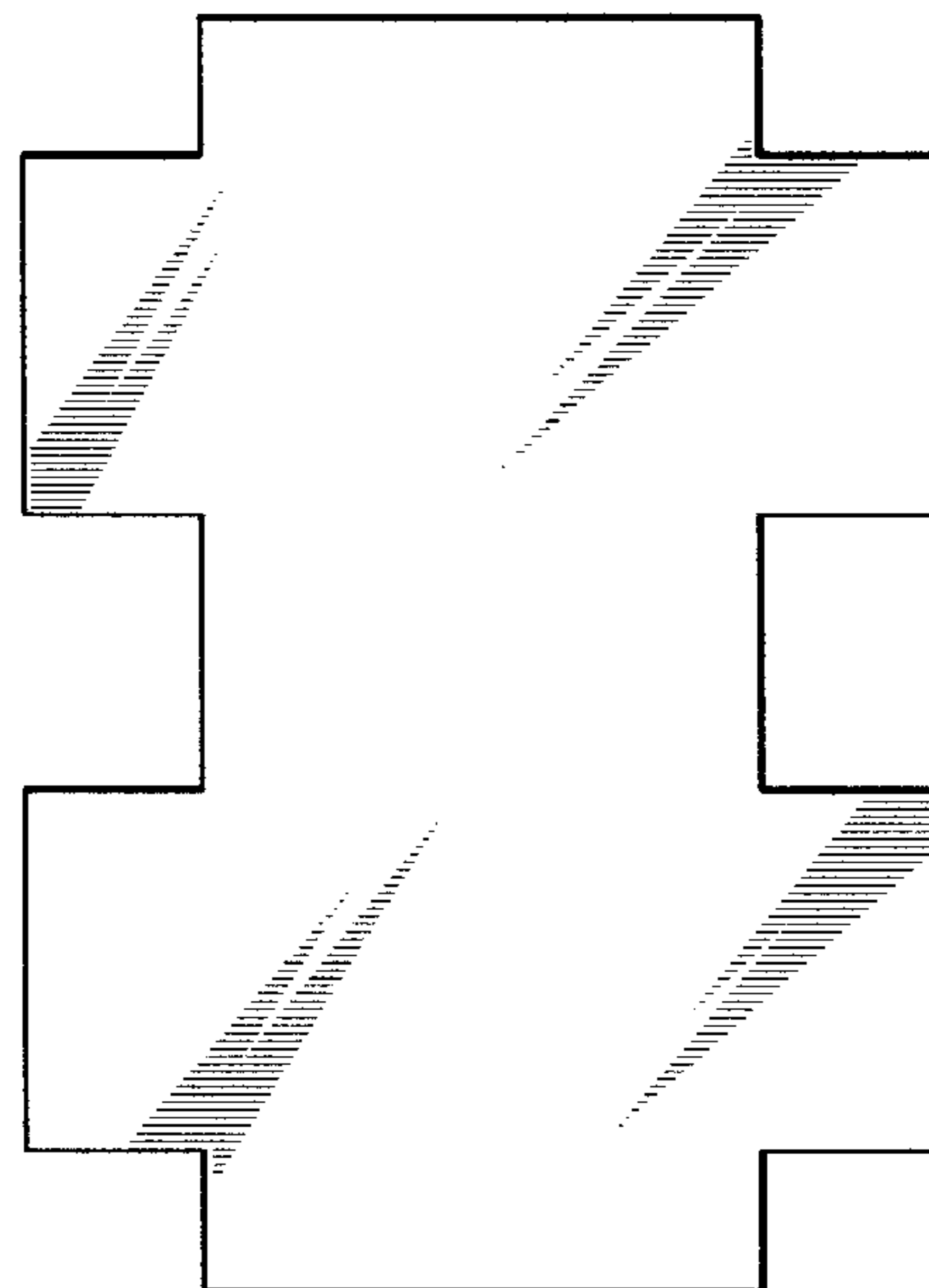


FIG. 5




FIG. 2

