



US00D450898B1

(12) **United States Design Patent**
Mitchell

(10) **Patent No.:** **US D450,898 S**

(45) **Date of Patent:** **** Nov. 20, 2001**

(54) **DEVICE FOR SCRAPING OFF MATERIAL ON LOTTERY TICKETS**

5,485,647 * 1/1996 Durst 15/236.01 X
6,026,824 * 2/2000 Gueret 132/317 X

(76) Inventor: **Sarah Jane Mitchell**, 4195 Augustine Rd., Spring Hill, FL (US) 34609

* cited by examiner

(**) Term: **14 Years**

Primary Examiner—Alan P. Douglas

Assistant Examiner—Lavone Tabor

(21) Appl. No.: **29/118,727**

(74) *Attorney, Agent, or Firm*—Webb Ziesenheim Logsdon Orkin & Hanson, P.C.

(22) Filed: **Feb. 14, 2000**

(57) **CLAIM**

(51) **LOC (7) Cl.** **08-05**

The ornamental design for a device for scraping off material on lottery tickets, as shown.

(52) **U.S. Cl.** **D32/46**

(58) **Field of Search** D32/40, 46, 49;
D8/14, 16, 45; D21/369, 385; 15/236.01,
236.02, 236.08, 245.1; 30/164.9, 169; D4/135;
132/317

DESCRIPTION

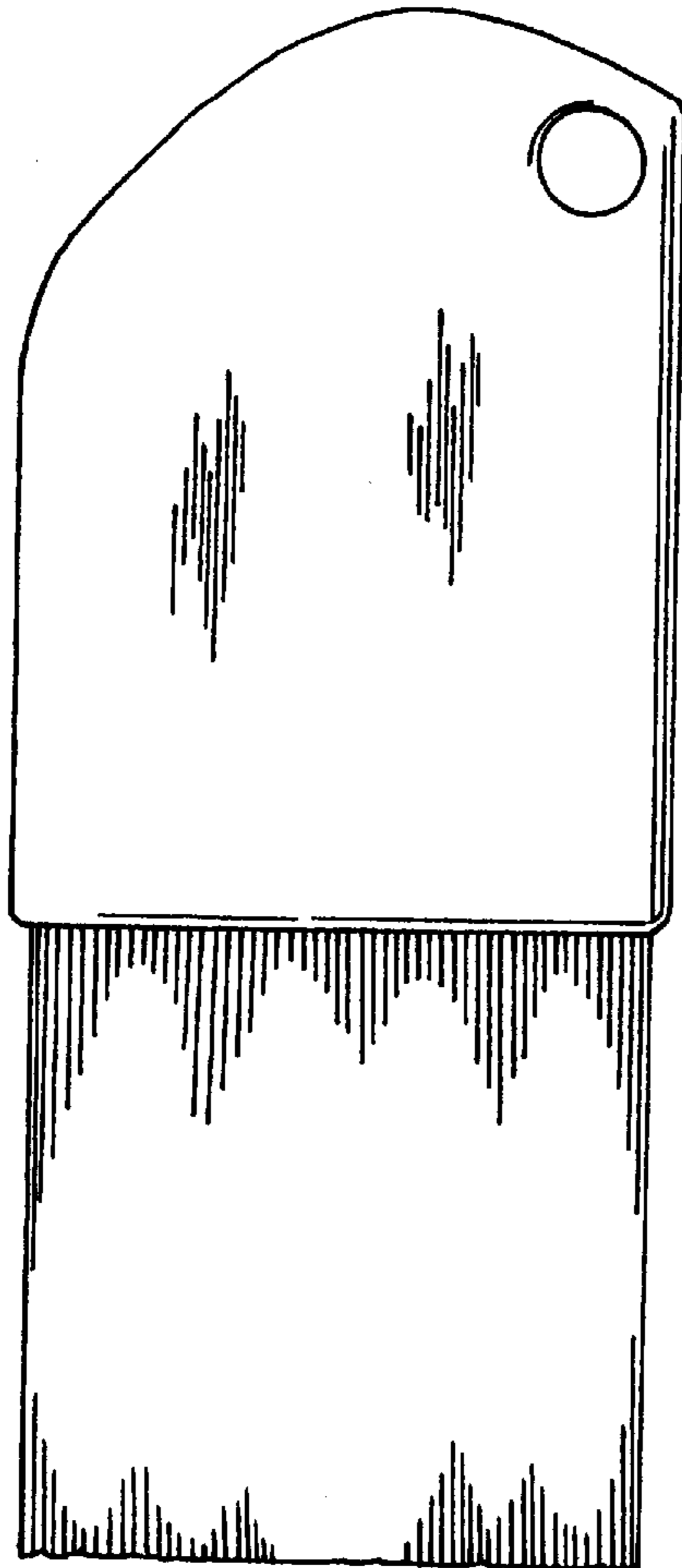
(56) **References Cited**

U.S. PATENT DOCUMENTS

- D. 383,577 * 9/1997 Lyons D32/46
- D. 392,434 * 3/1998 Garner D32/46
- 4,612,707 * 9/1986 Shea 30/169 X
- 4,654,923 * 4/1987 Faciane et al. 15/236.01

FIG. 1 is a top perspective view of a device for scraping off material on lottery tickets showing my new design;
FIG. 2 is a bottom plan view thereof;
FIG. 3 is a left side elevational view thereof;
FIG. 4 is a top plan view thereof;
FIG. 5 is a right side elevational view thereof;
FIG. 6 is a front end elevational view thereof; and,
FIG. 7 is a rear end elevational view thereof.

1 Claim, 2 Drawing Sheets



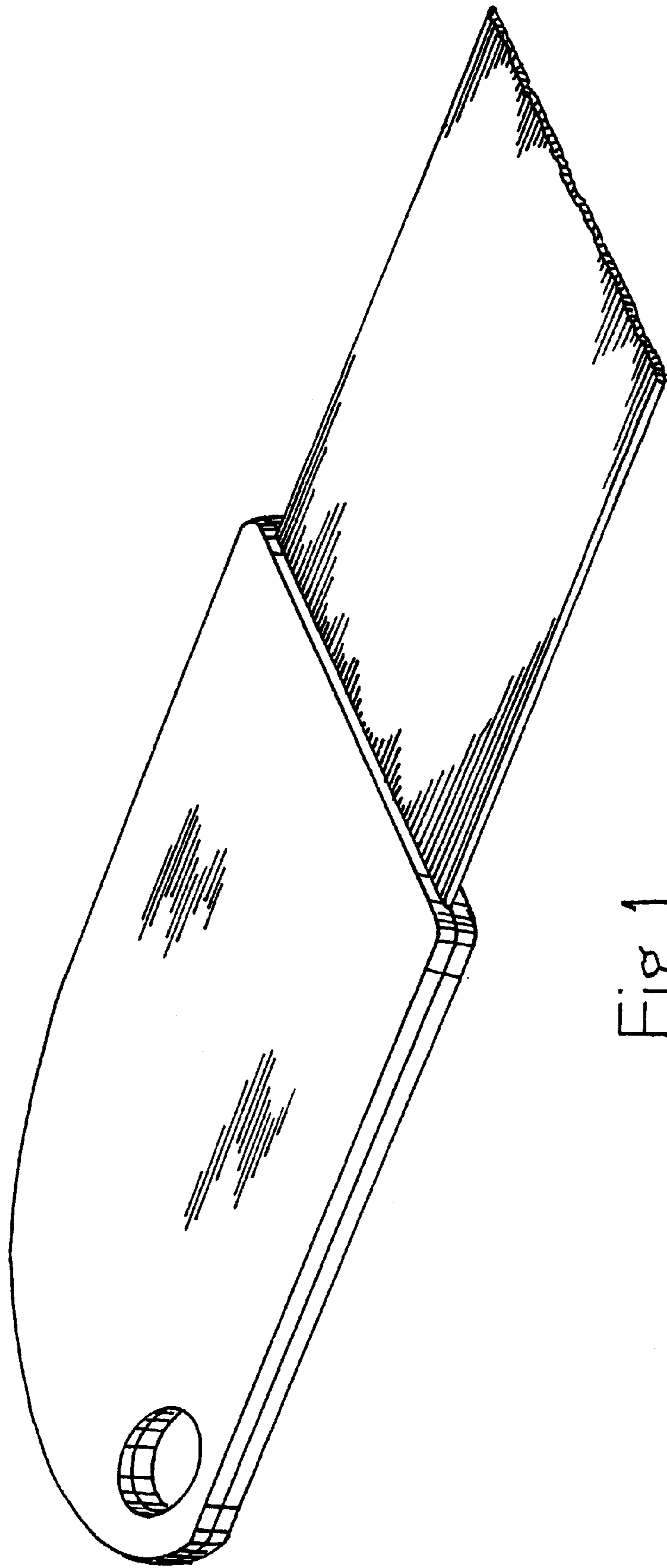


Fig. 1




Fig. 5

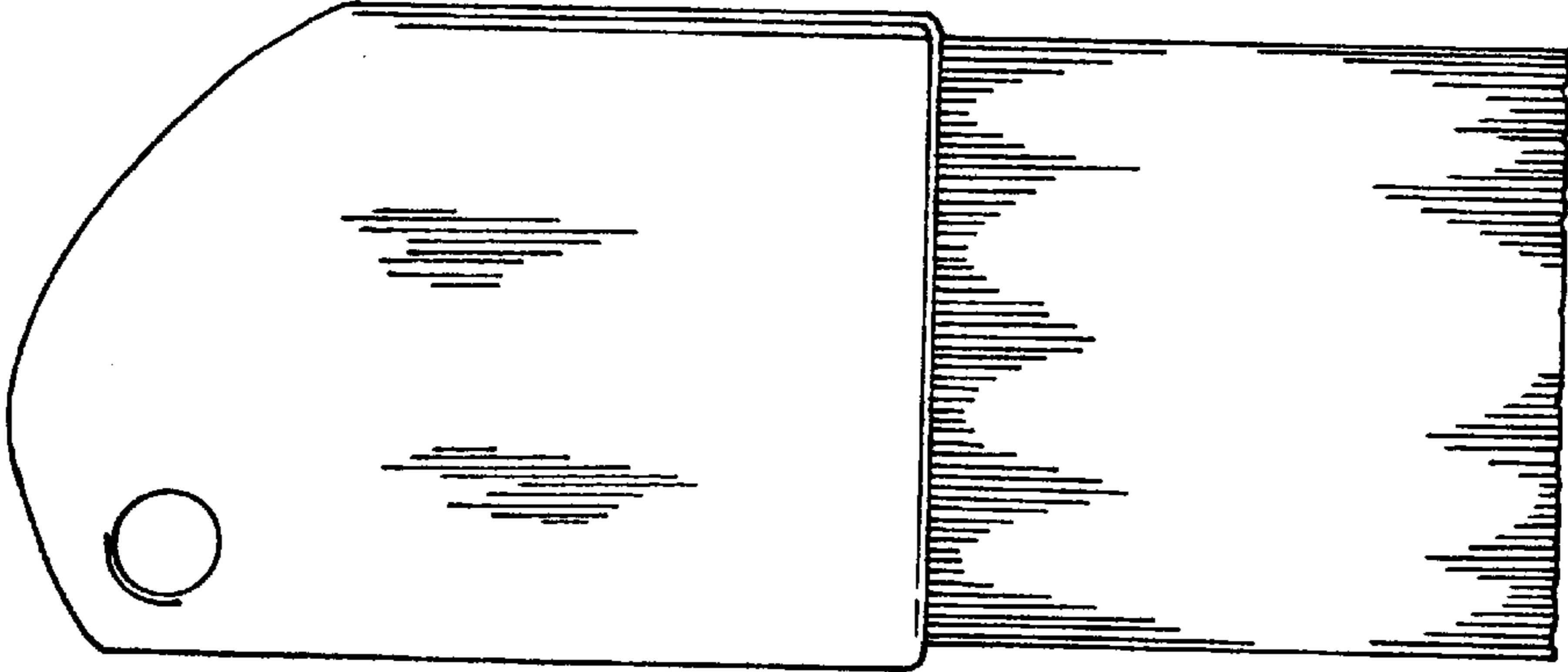


Fig. 4

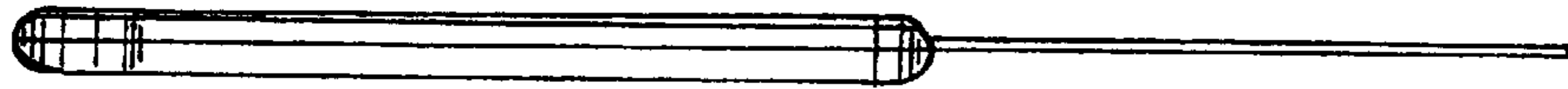


Fig. 3

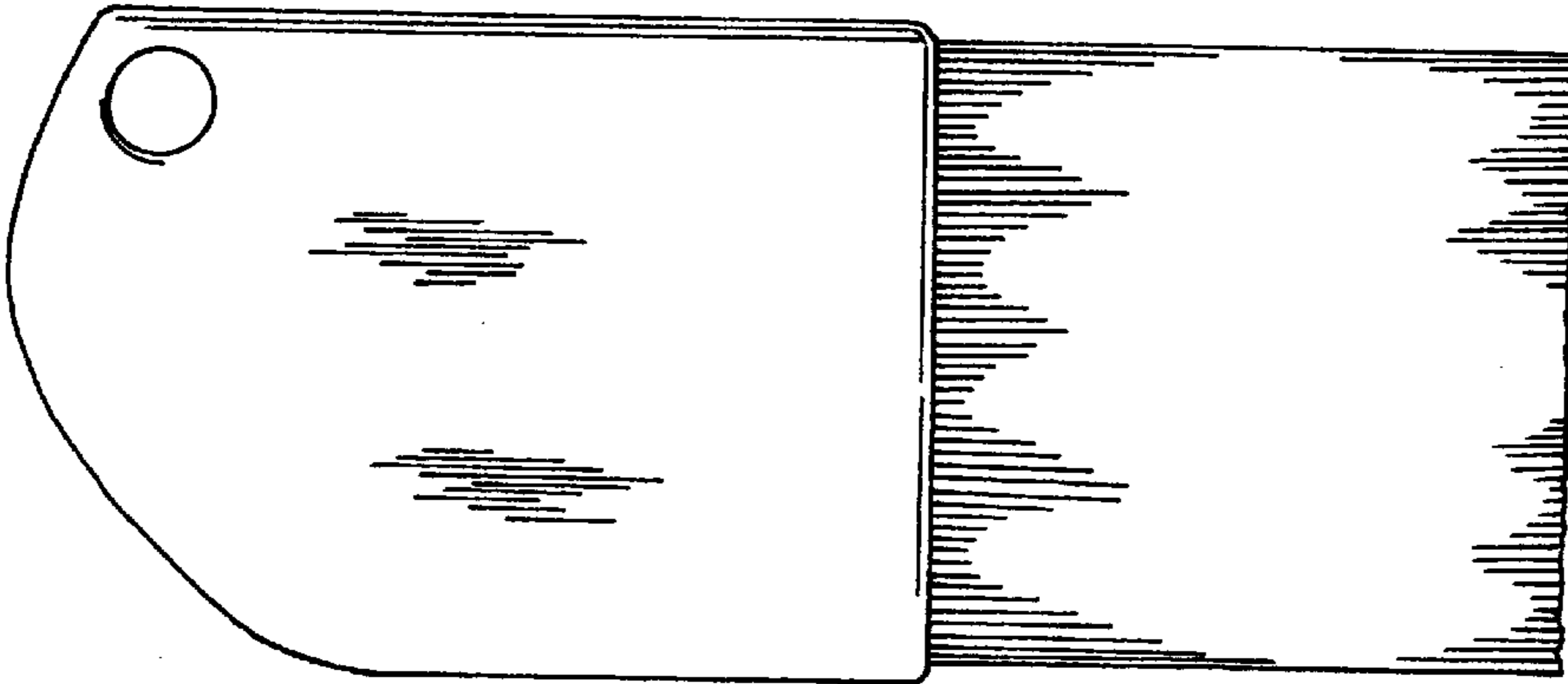


Fig. 2



Fig. 6



Fig. 7

UNITED STATES PATENT AND TRADEMARK OFFICE
CERTIFICATE OF CORRECTION

PATENT NO. : Des 450,898 S
DATED : November 20, 2001
INVENTOR(S) : Sarah Jane Mitchell

Page 1 of 1

It is certified that error appears in the above-identified patent and that said Letters Patent is hereby corrected as shown below:

Title page,

Under **DESCRIPTION**, Figs. 2, 3, 4, 5, 6 and 7, "a bottom" should read
-- a reduced bottom --.

Signed and Sealed this

Twenty-first Day of May, 2002

Attest:



Attesting Officer

JAMES E. ROGAN
Director of the United States Patent and Trademark Office