



US00D450888B1

(12) **United States Design Patent**  
**Breidenbach et al.**

(10) **Patent No.:** **US D450,888 S**

(45) **Date of Patent:** **\*\* Nov. 20, 2001**

(54) **ANNULAR JOINED DUAL COSMETIC DISPENSER**

(75) **Inventors: Diane Breidenbach; Laurence Mille,**  
both of Smithtown, NY (US)

(73) **Assignee: Fragrance Systems International,**  
**Inc., Hauppauge, NY (US)**

(\*\*) **Term: 14 Years**

(21) **Appl. No.: 29/130,290**

(22) **Filed: Sep. 29, 2000**

**Related U.S. Application Data**

(63) Continuation-in-part of application No. 29/124,306, filed on Jun. 2, 2000, now Pat. No. Des. 445,024, which is a continuation-in-part of application No. 29/096,280, filed on Nov. 9, 1998, now Pat. No. Des. 438,469, which is a continuation-in-part of application No. 29/096,279, filed on Nov. 9, 1998, now Pat. No. Des. 425,412.

(51) **LOC (7) Cl. .... 28-03**

(52) **U.S. Cl. .... D28/76; D9/503; D9/341**

(58) **Field of Search .... D9/500-505, 341,**  
D9/521, 414, 418; D28/7, 76, 77, 86, 88,  
89; 215/6, 10, 382; 401/16-27, 34, 132,  
133, 134, 118-130, 192

(56) **References Cited**

**U.S. PATENT DOCUMENTS**

D. 139,495 \* 11/1944 Bennett ..... D28/5

D. 164,327 \* 8/1951 Roehrich ..... D9/341  
D. 436,225 \* 1/2001 Garofano et al. .... D28/7  
2,110,237 \* 3/1938 Parsons ..... 215/6 X  
2,562,496 \* 7/1951 Kirsch ..... 206/361  
3,733,179 \* 5/1973 Guehler ..... 206/219 X  
4,444,324 \* 4/1984 Grenell ..... 215/6  
5,373,940 \* 12/1994 Hillelson ..... 206/385  
5,927,884 \* 7/1999 Kao ..... 401/132

\* cited by examiner

*Primary Examiner*—Philip S. Hyder

*Assistant Examiner*—C. Tuttle

(74) *Attorney, Agent, or Firm*—Alfred M. Walker

(57) **CLAIM**

The ornamental design for an annular joined dual cosmetic dispenser, as shown and described.

**DESCRIPTION**

FIG. 1 is a perspective view of an annular joined dual cosmetic dispenser, showing our new design;

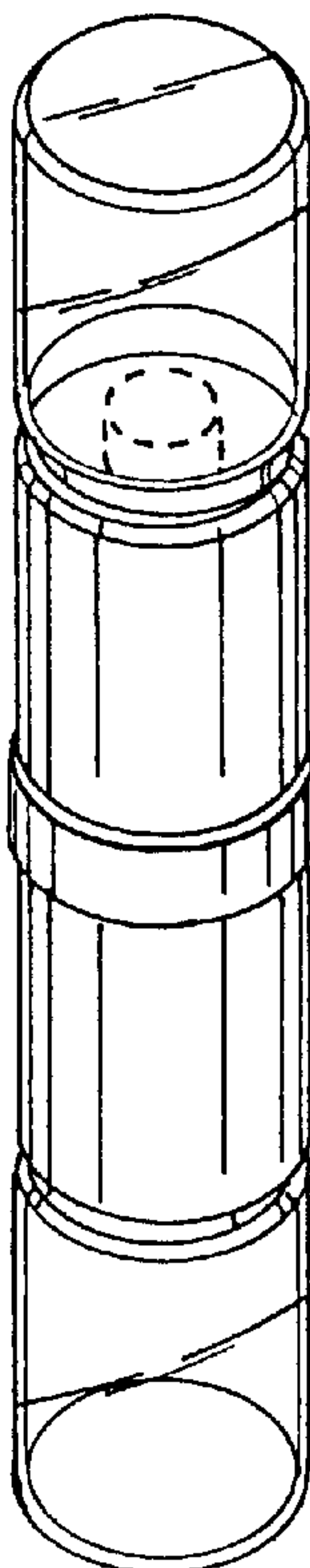
FIG. 2 is a front elevation view thereof, the rear, left side and right side elevational views being identical thereto; and,

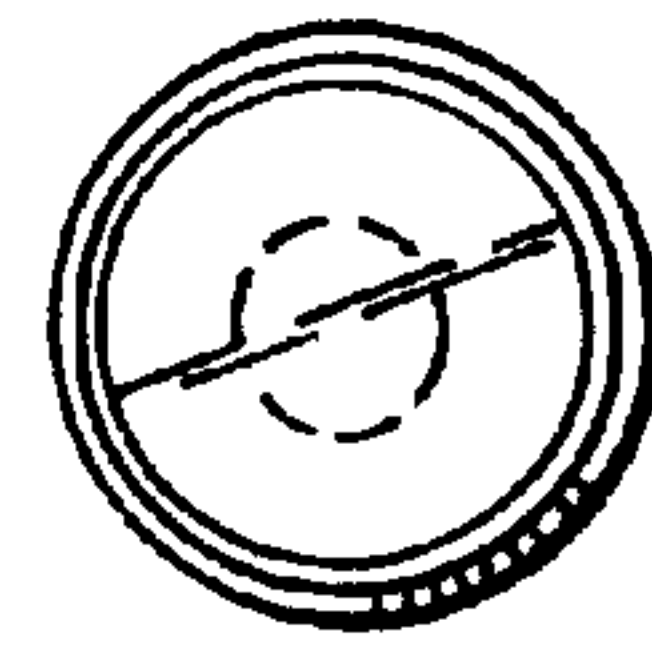
FIG. 3 is a top plan view thereof; and,

FIG. 4 is a bottom plan view thereof.

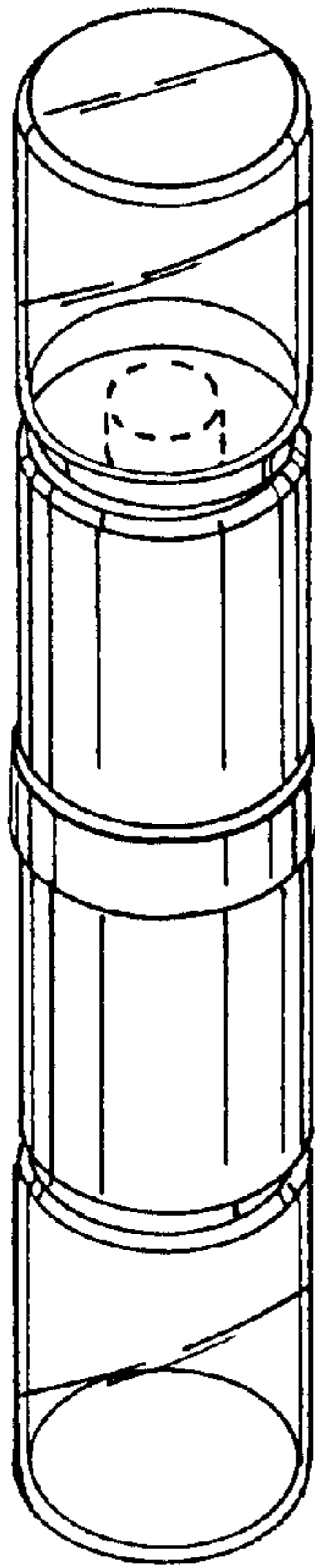
The broken circular outlines shown in FIGS. 2, 3 and 4 are for illustrative purposes only and form no part of the claimed design.

**1 Claim, 1 Drawing Sheet**

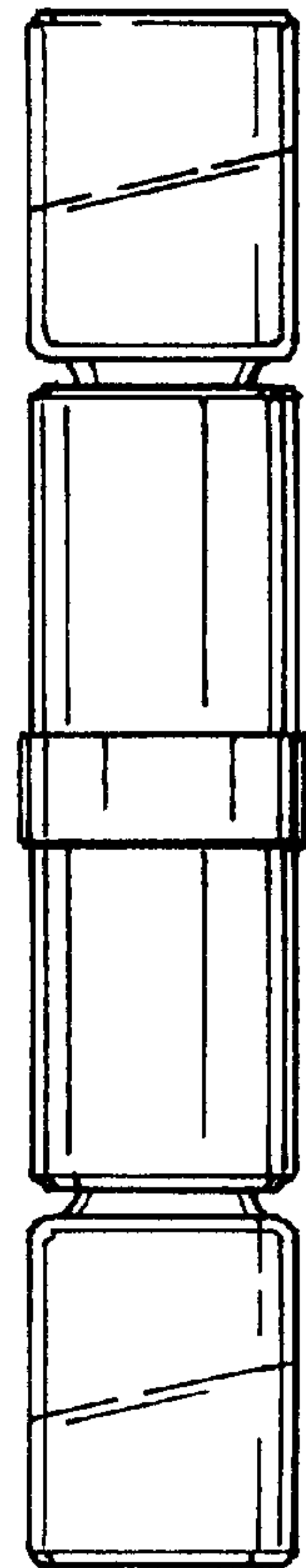




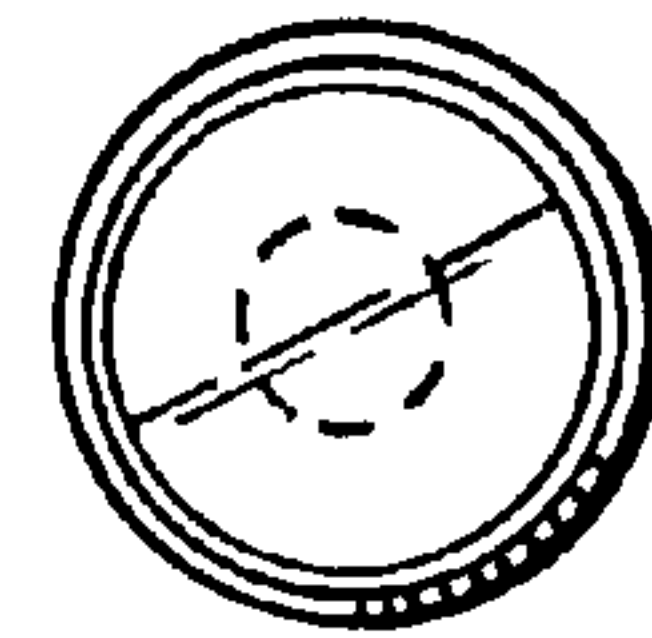
**Fig. 3**



**Fig. 1**



**Fig. 2**



**Fig. 4**