



US00D450887B1

(12) **United States Design Patent**  
**Christianson**

(10) **Patent No.:** **US D450,887 S**

(45) **Date of Patent:** **\*\* Nov. 20, 2001**

(54) **TOOL FOR NAIL CARE SYSTEM**

4,016,890 \* 4/1977 Fiorenza et al. .... 132/75.6  
5,759,093 \* 6/1998 Rodriguez ..... 132/73.6

(75) **Inventor:** **Tristan M. Christianson**, San Francisco, CA (US)

**OTHER PUBLICATIONS**

(73) **Assignee:** **Sharper Image Corporation**, San Francisco, CA (US)

U.S. application No. 09/821,239, filed Mar. 29, 2001, Christianson.

(\*\*) **Term:** **14 Years**

The Sharper Image Holiday 1994 Catalog, p. 102.

Sharper Image Spa Summer 1996 Catalog, p. 58, The Sharper Image 9.

(21) **Appl. No.:** **29/140,316**

The Sharper Image Gift Catalog 2000, pp. 76–77.

(22) **Filed:** **Apr. 16, 2001**

\* cited by examiner

(51) **LOC (7) Cl.** ..... **28-03**

*Primary Examiner*—Ted Shooman

(52) **U.S. Cl.** ..... **D28/58**

*Assistant Examiner*—C. Tuttle

(58) **Field of Search** ..... D28/44, 44.1, D28/49, 51, 36, 56–59, 61; D24/133, 146, 147, 200, 211, 214, 215; 132/73, 73.5, 75, 75.4, 75.6, 75.8, 76.4, 76.5, 286

(74) *Attorney, Agent, or Firm*—Fliesler Dubb Meyer & Lovejoy LLP

(56) **References Cited**

(57) **CLAIM**

The ornamental design for a tool for nail care system, as shown and described.

**U.S. PATENT DOCUMENTS**

**DESCRIPTION**

- D. 205,748 \* 9/1966 Hall ..... D28/58
- D. 207,147 \* 3/1967 Daher ..... D28/58
- D. 330,091 \* 10/1992 Anema ..... D28/58
- D. 364,682 \* 11/1995 Kip ..... D28/44.1
- D. 407,533 \* 3/1999 Watanbe et al. .... D28/58
- D. 418,944 \* 1/2000 Choi ..... D28/58
- D. 421,128 \* 2/2000 Fields et al. .... D24/215
- D. 421,153 \* 2/2000 Suh ..... D28/36
- D. 433,146 \* 10/2000 Fields et al. .... D24/215
- 2,389,665 \* 11/1945 Harris ..... 132/75.8

FIG. 1 is a front perspective view of the tool for nail care system showing my new design;

FIG. 2 is a top plan view thereof;

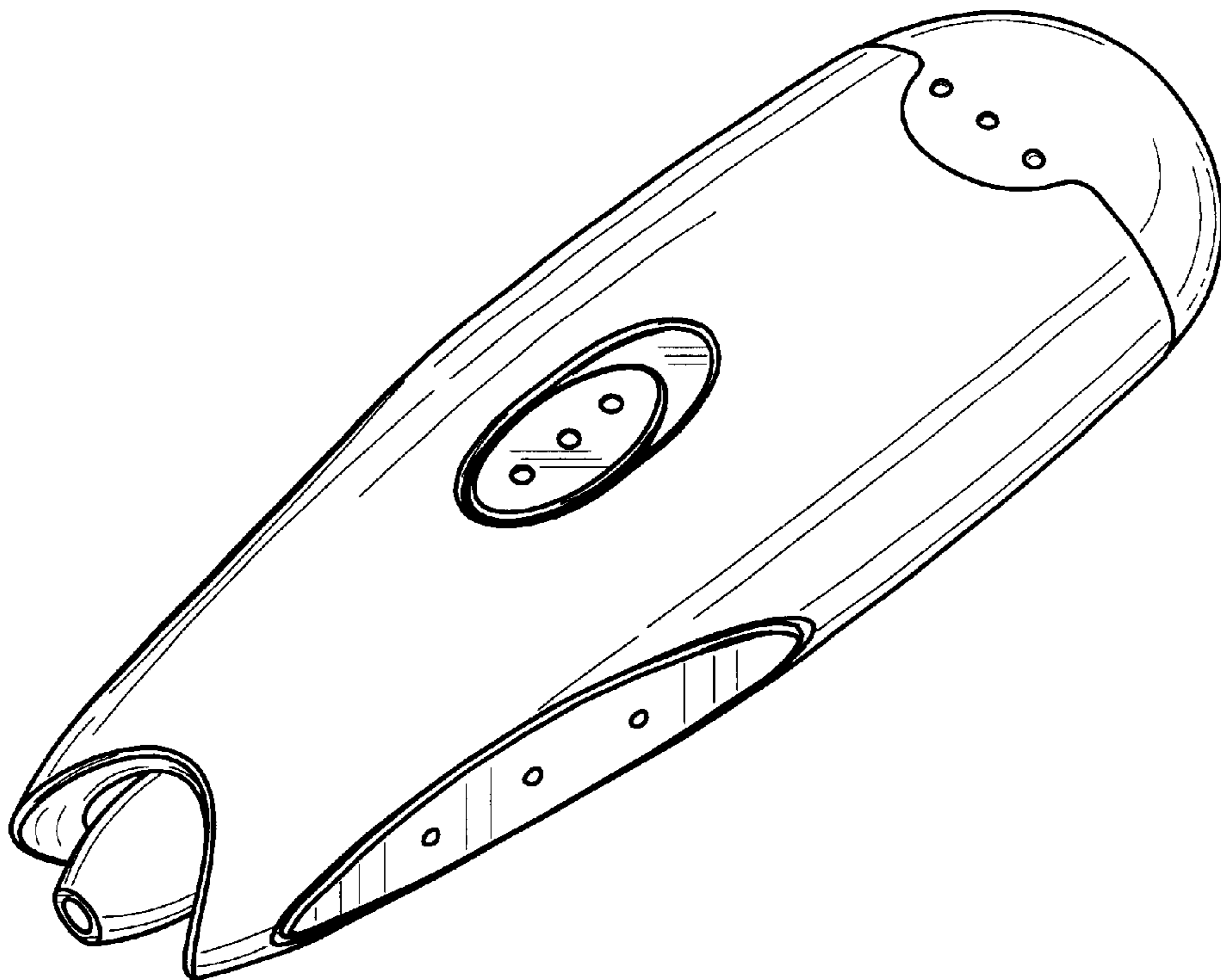
FIG. 3 is a side elevation view of one side thereof;

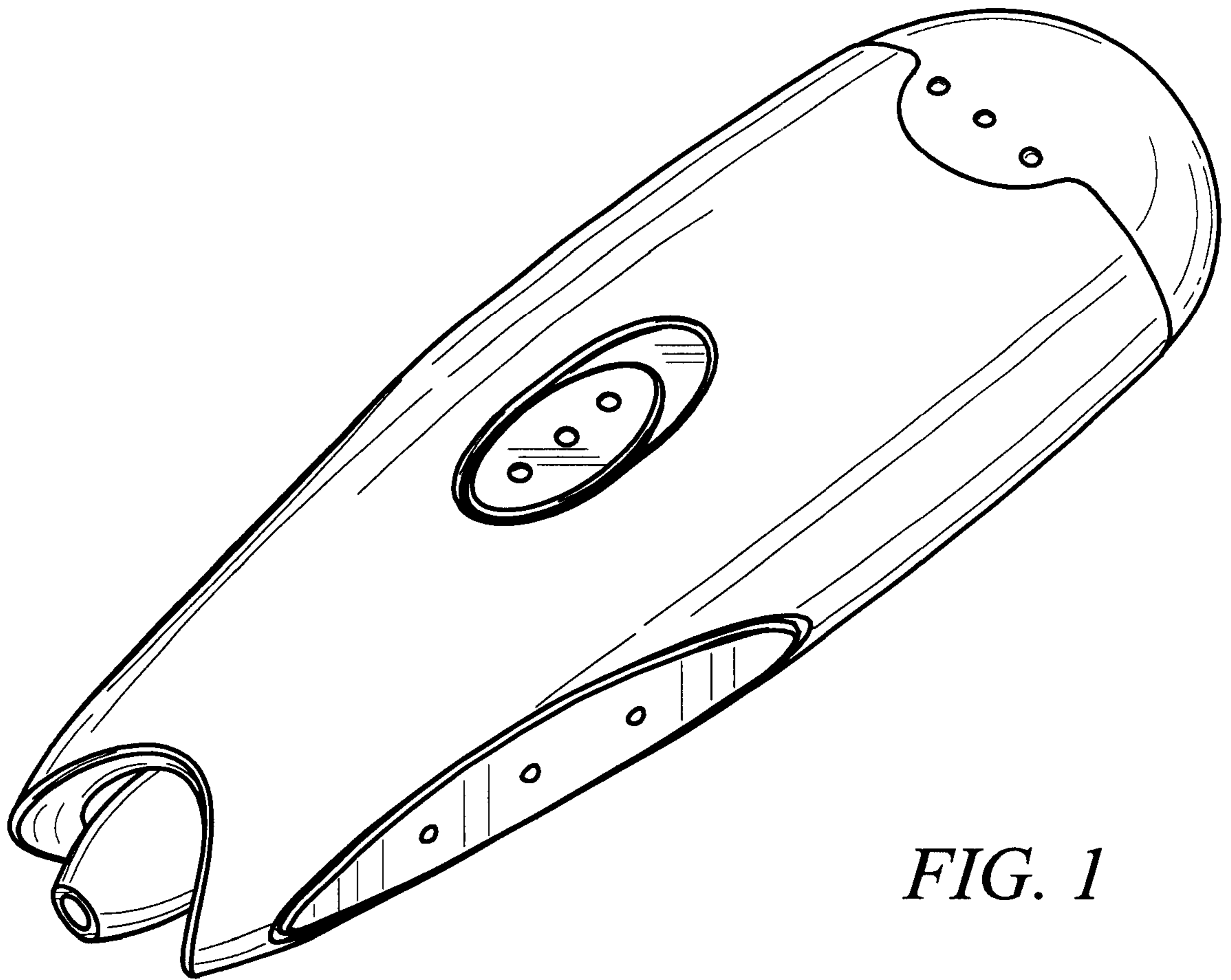
FIG. 4 is a bottom plan view thereof;

FIG. 5 is a front view thereof; and,

FIG. 6 is a rear view thereof.

**1 Claim, 3 Drawing Sheets**





*FIG. 1*

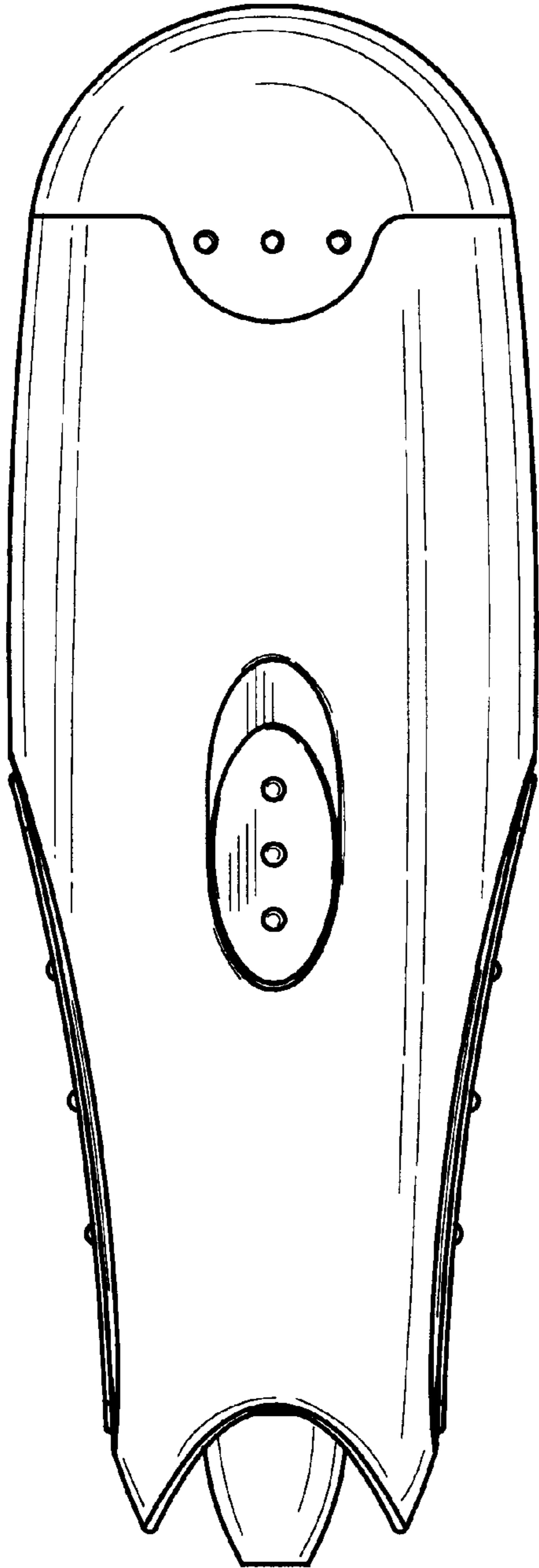


FIG. 2




FIG. 3

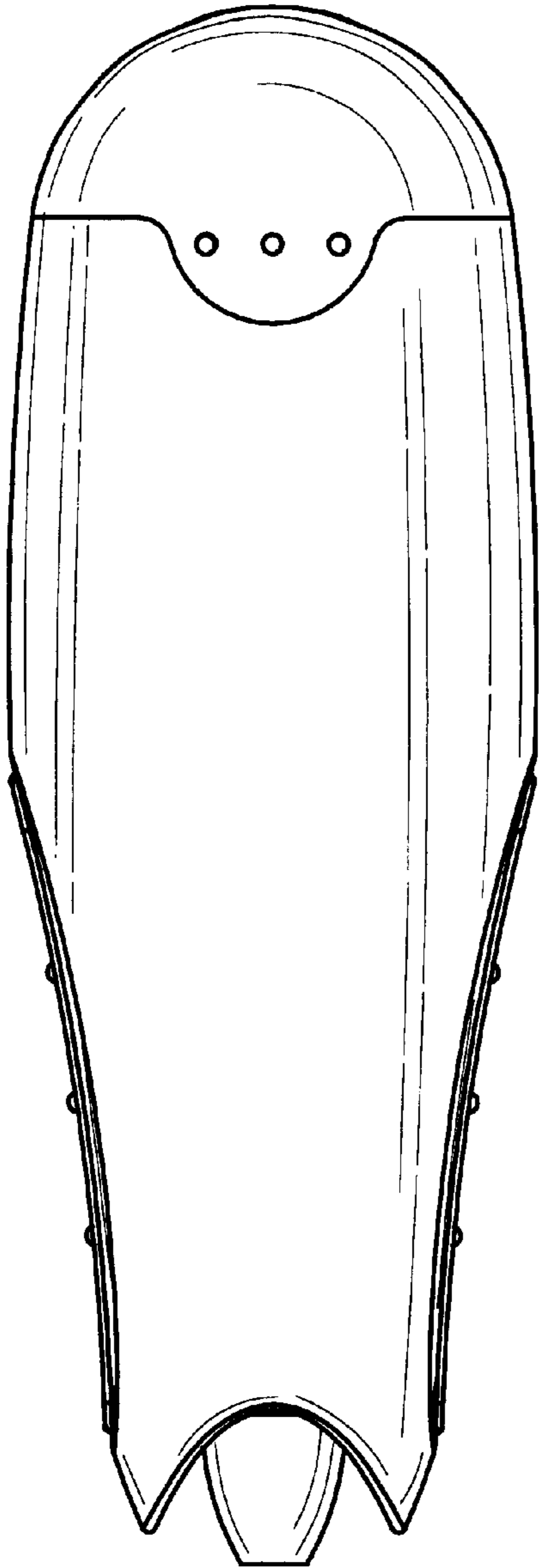


FIG. 4

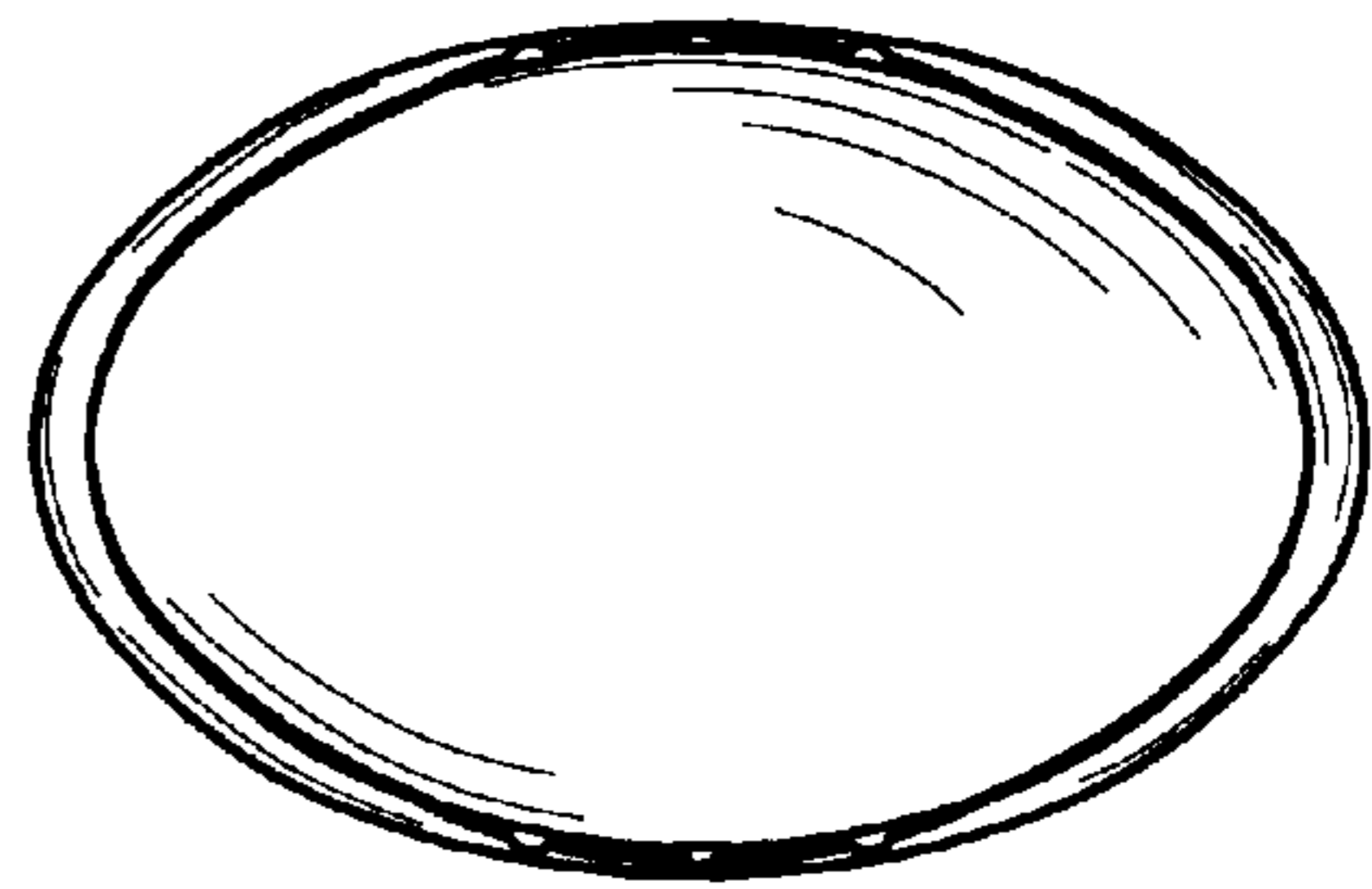


FIG. 6

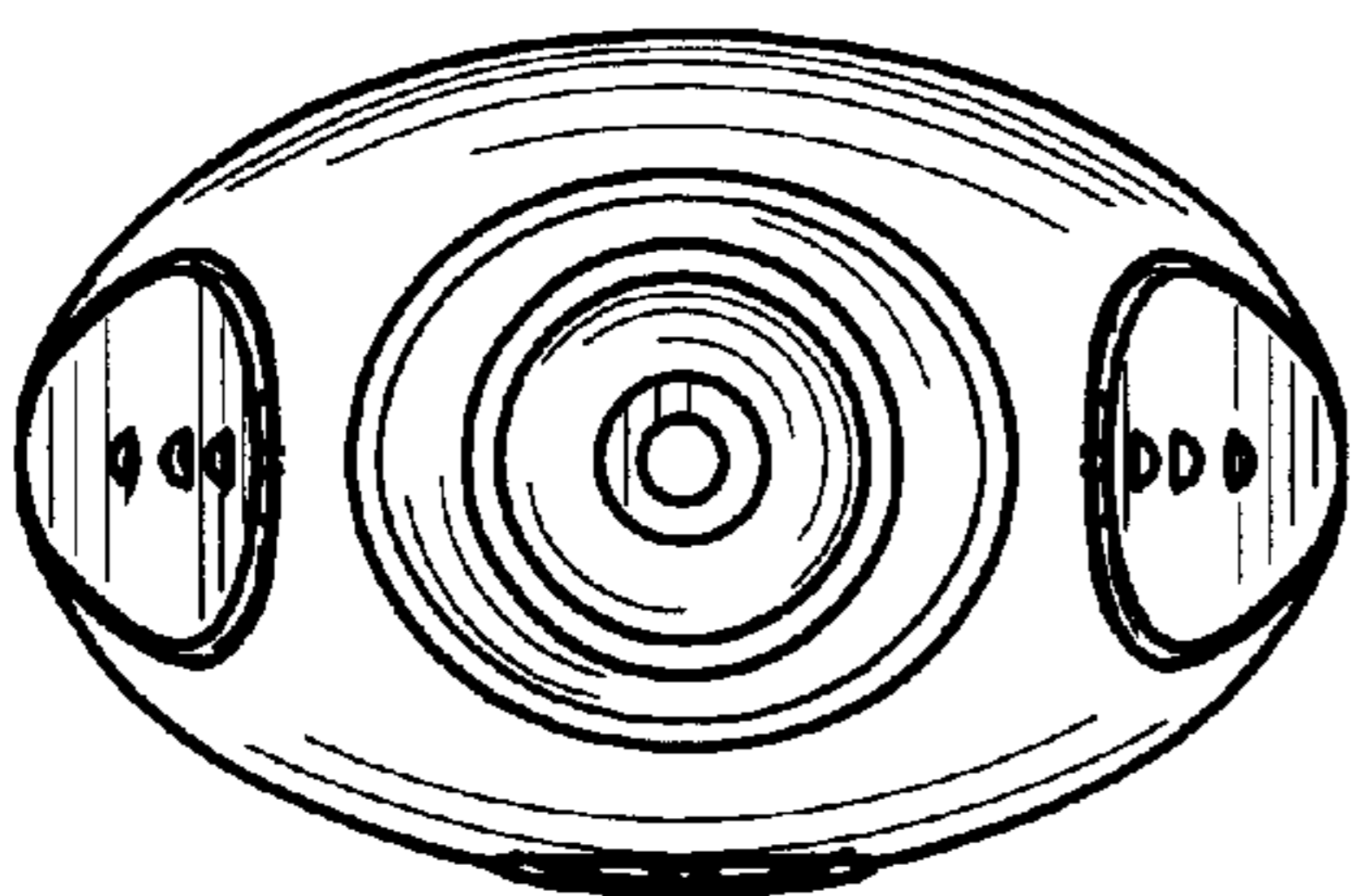


FIG. 5