



US00D450873B1

(12) **United States Design Patent**
Opolka

(10) **Patent No.:** **US D450,873 S**

(45) **Date of Patent:** **** Nov. 20, 2001**

(54) **PENLIGHT**

(75) **Inventor:** **Harald Opolka**, Solingen (DE)

(73) **Assignee:** **Zweibroder Stahlwarenkantor GmbH**,
Solingen (DE)

(**) **Term:** **14 Years**

(21) **Appl. No.:** **29/142,400**

(22) **Filed:** **May 24, 2001**

(51) **LOC (7) Cl.** **26-02**

(52) **U.S. Cl.** **D26/49; D19/56; D19/51**

(58) **Field of Search** **D26/37-50; 362/157,**
362/162, 171, 178, 187, 188, 189, 190,
191, 194, 195, 196, 197, 198, 199, 200,
201, 202, 203, 204, 205, 206; D19/56,
51

(56) **References Cited**

U.S. PATENT DOCUMENTS

4,768,138 * 8/1988 Leopoldi et al. 362/189

4,907,141 * 3/1990 Wang 362/205

4,949,231 * 8/1990 Wang 362/206

5,158,358 * 10/1992 Maglica et al. 362/206

* cited by examiner

Primary Examiner—Susan J. Lucas

(74) *Attorney, Agent, or Firm*—Herbert Dubno

(57) **CLAIM**

The ornamental design for a penlight, as shown.

DESCRIPTION

FIG. 1 is a front, right-side perspective view of a penlight showing my new design;

FIG. 2 is a front elevational view thereof;

FIG. 3 is a left side elevational view thereof;

FIG. 4 is a rear elevational view thereof;

FIG. 5 is a top plan view thereof; and,

FIG. 6 is a bottom plan view thereof.

1 Claim, 3 Drawing Sheets

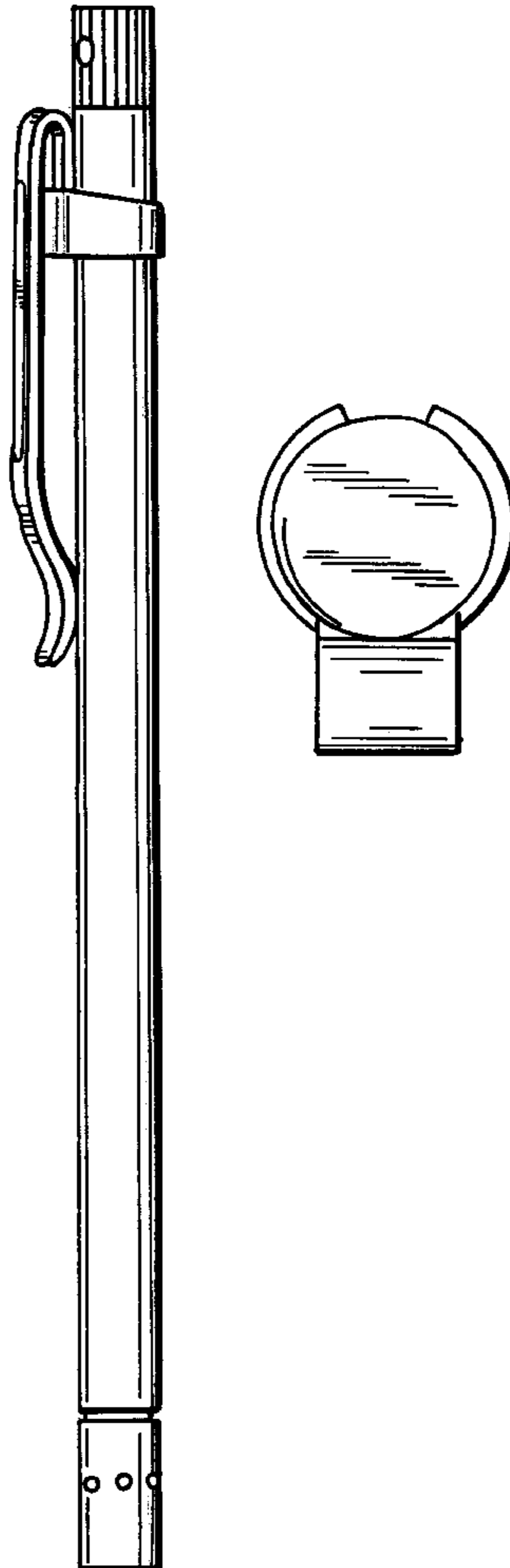


FIG. 1

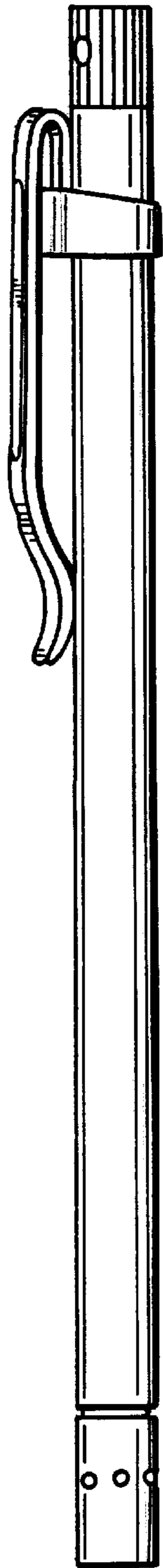


FIG. 2



FIG. 3

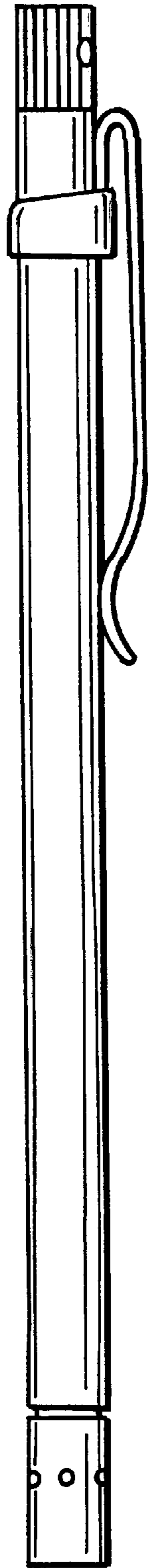


FIG. 4



FIG. 5





FIG. 6