



US00D450872B1

(12) **United States Design Patent**
Dalebout et al.

(10) **Patent No.:** **US D450,872 S**

(45) **Date of Patent:** **** Nov. 20, 2001**

(54) **KNURLED FLASHLIGHT GRIP**

(75) Inventors: **William T. Dalebout**, Logan; **Jaremy T. Butler**, Paradise, both of UT (US)

(73) Assignee: **Icon Health & Fitness, Inc.**, Logan, UT (US)

(**) Term: **14 Years**

(21) Appl. No.: **29/140,322**

(22) Filed: **Apr. 13, 2001**

(51) **LOC (7) Cl.** **26-05**

(52) **U.S. Cl.** **D26/49**

(58) **Field of Search** D26/37-50; 362/157, 362/162, 171, 178, 187, 188, 189, 190, 191, 192, 194, 195, 196, 197, 198, 199, 200, 202, 203, 204, 205, 206; D21/725, 729, 733, 736

(56) **References Cited**

U.S. PATENT DOCUMENTS

- D. 348,112 6/1994 Maglica D26/49
- D. 363,361 * 10/1995 Maglica D26/49
- D. 443,373 * 6/2001 Israel et al. D26/49
- D. 443,709 * 6/2001 Chiu D26/49

- D. 445,208 * 7/2001 Israel et al. D26/49
- 3,890,498 6/1975 Toth, Sr. 240/10.66
- 4,398,238 8/1983 Nelson 362/187
- 4,777,582 10/1988 Sharrah 362/205

* cited by examiner

Primary Examiner—Susan J. Lucas

(74) *Attorney, Agent, or Firm*—Workman Nydegger & Seeley

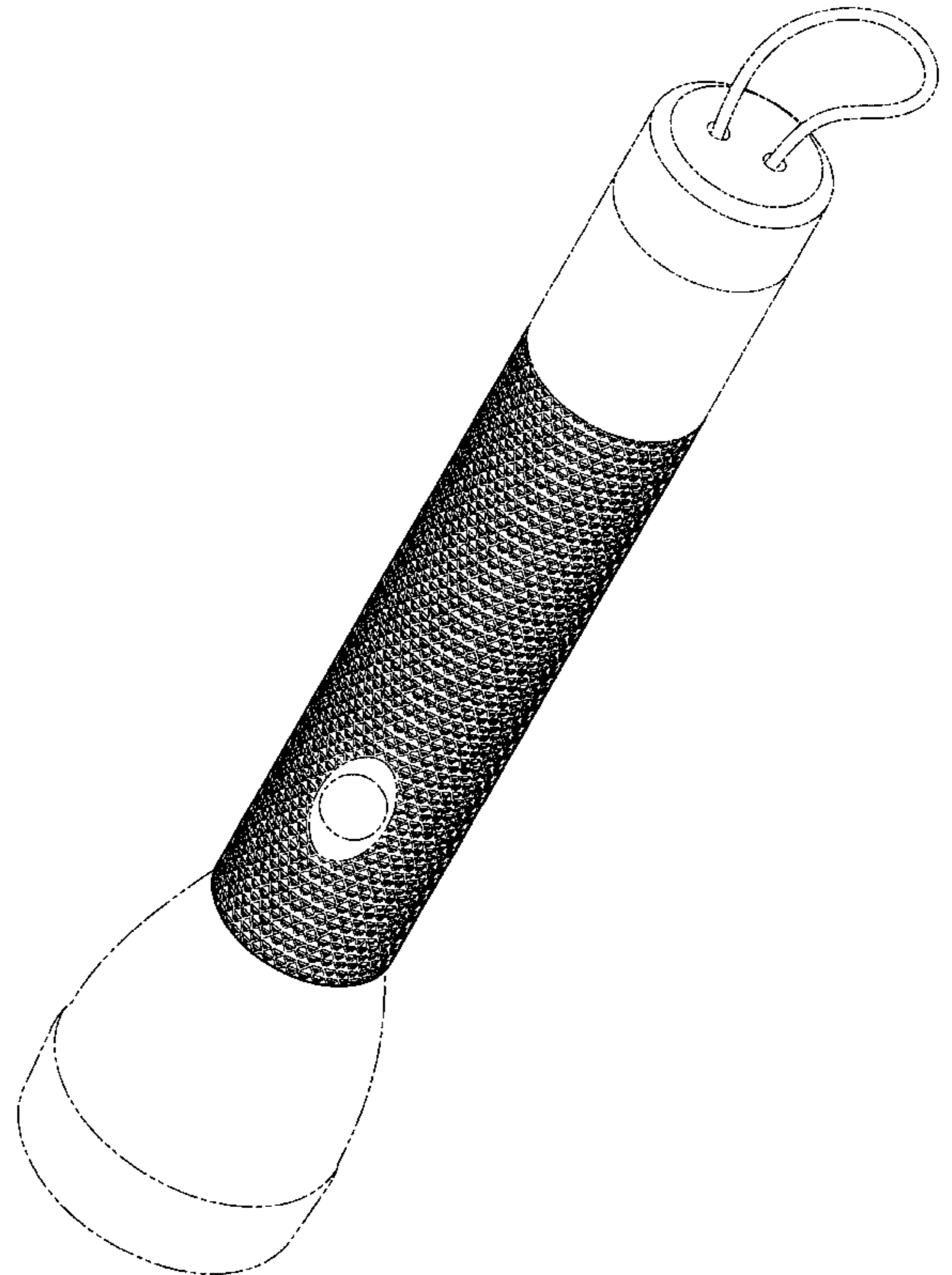
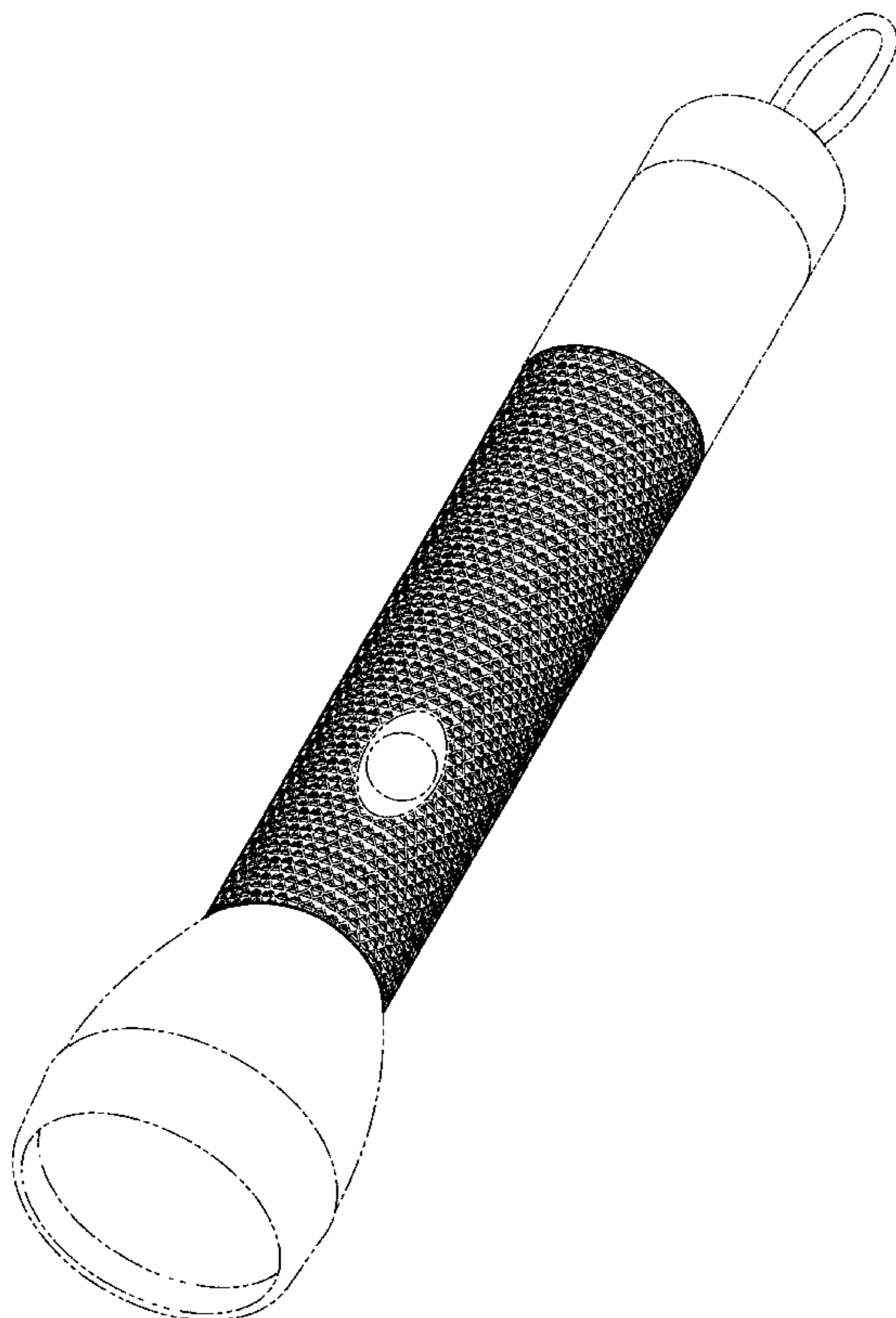
(57) **CLAIM**

The ornamental design for a knurled flashlight grip, as shown and described.

DESCRIPTION

FIG. 1 is a front perspective view of the knurled flashlight grip;
 FIG. 2 is a rear perspective view of the knurled flashlight grip;
 FIG. 3 is a top view of the knurled flashlight grip;
 FIG. 4 is a side end view of the knurled flashlight grip, the opposite side end view being a mirror image thereof; and,
 FIG. 5 is a bottom view of the knurled flashlight grip.
 The broken lines are shown for illustrative purposes and form no part of the claimed design.

1 Claim, 4 Drawing Sheets



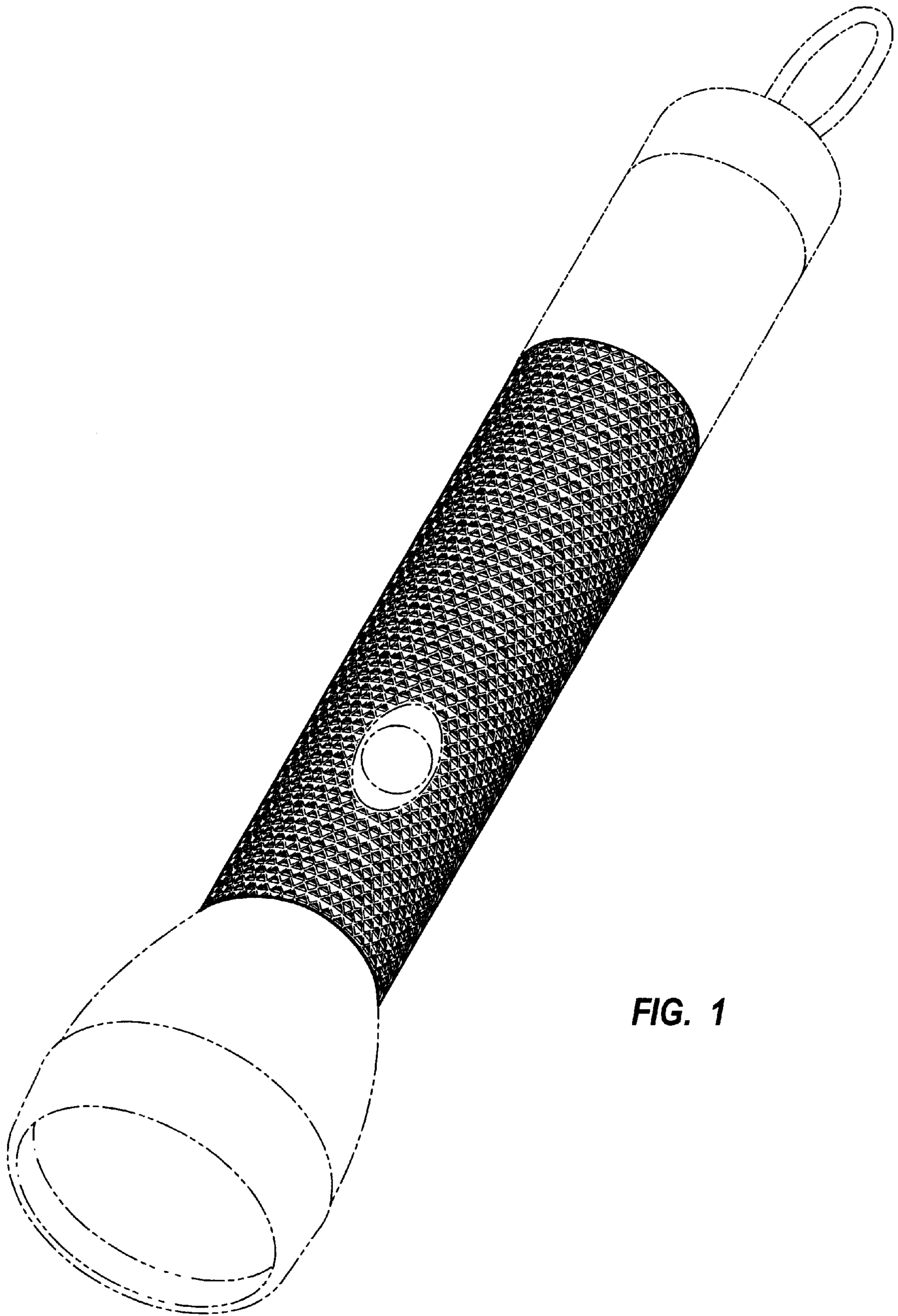


FIG. 1

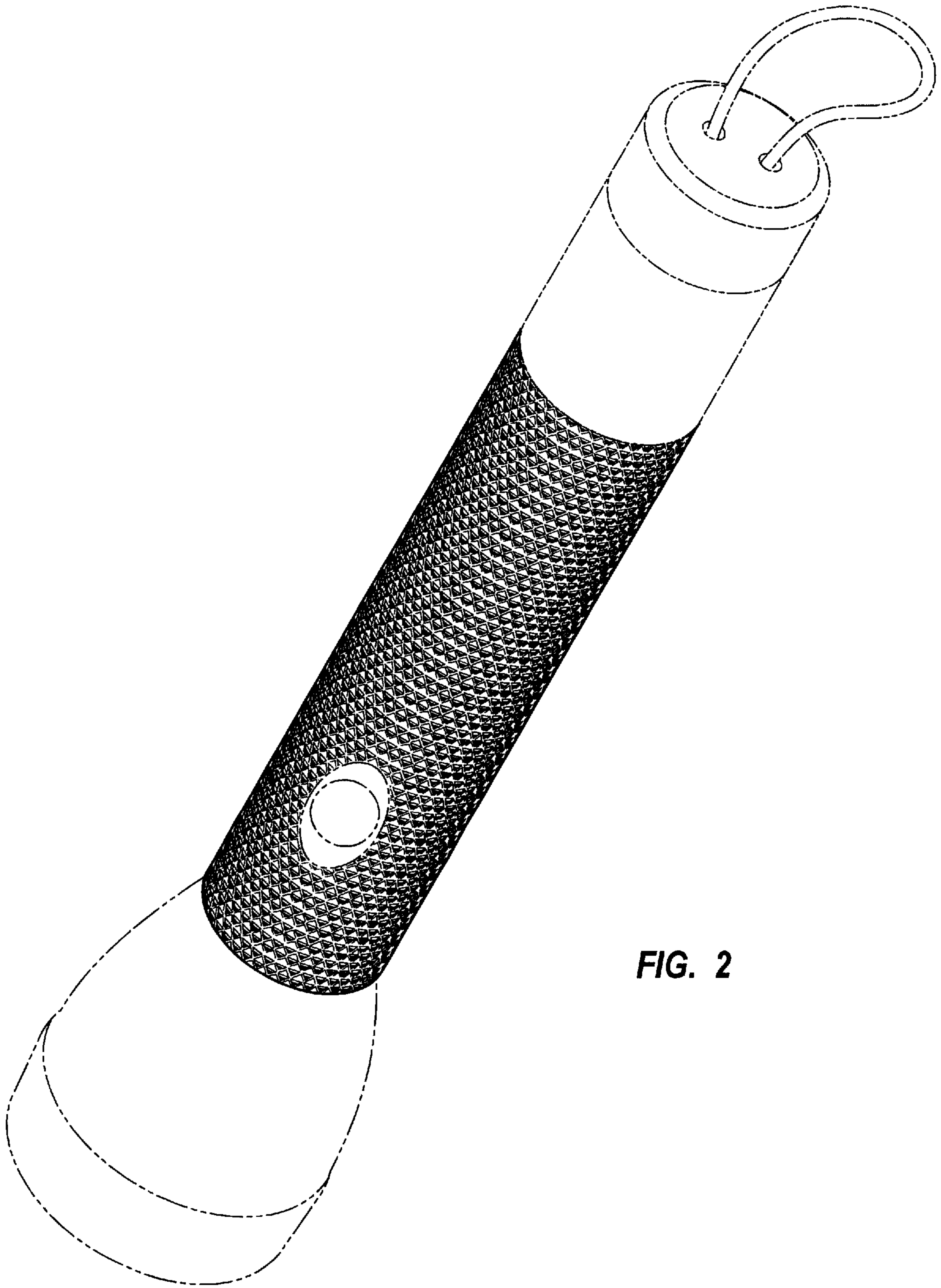


FIG. 2



FIG. 3




FIG. 4




FIG. 5