



US00D450870B1

(12) **United States Design Patent**
Yang

(10) **Patent No.:** **US D450,870 S**

(45) **Date of Patent:** **** Nov. 20, 2001**

(54) **FLASHLIGHT**

(75) Inventor: **Man Ho Yang**, Shatin (HK)

(73) Assignee: **Creative Technology Hong Kong Ltd.**,
Hong Kong (HK)

(**) Term: **14 Years**

(21) Appl. No.: **29/129,265**

(22) Filed: **Sep. 11, 2000**

(51) **LOC (7) Cl.** **26-02**

(52) **U.S. Cl.** **D26/49**

(58) **Field of Search** **D26/37-50; 362/157-183**

(56) **References Cited**

U.S. PATENT DOCUMENTS

D. 233,469 * 10/1974 Moore D26/37

D. 418,933 * 1/2000 Yang D26/49

* cited by examiner

Primary Examiner—Susan J. Lucas

(74) *Attorney, Agent, or Firm*—Alix, Yale & Ristas, LLP

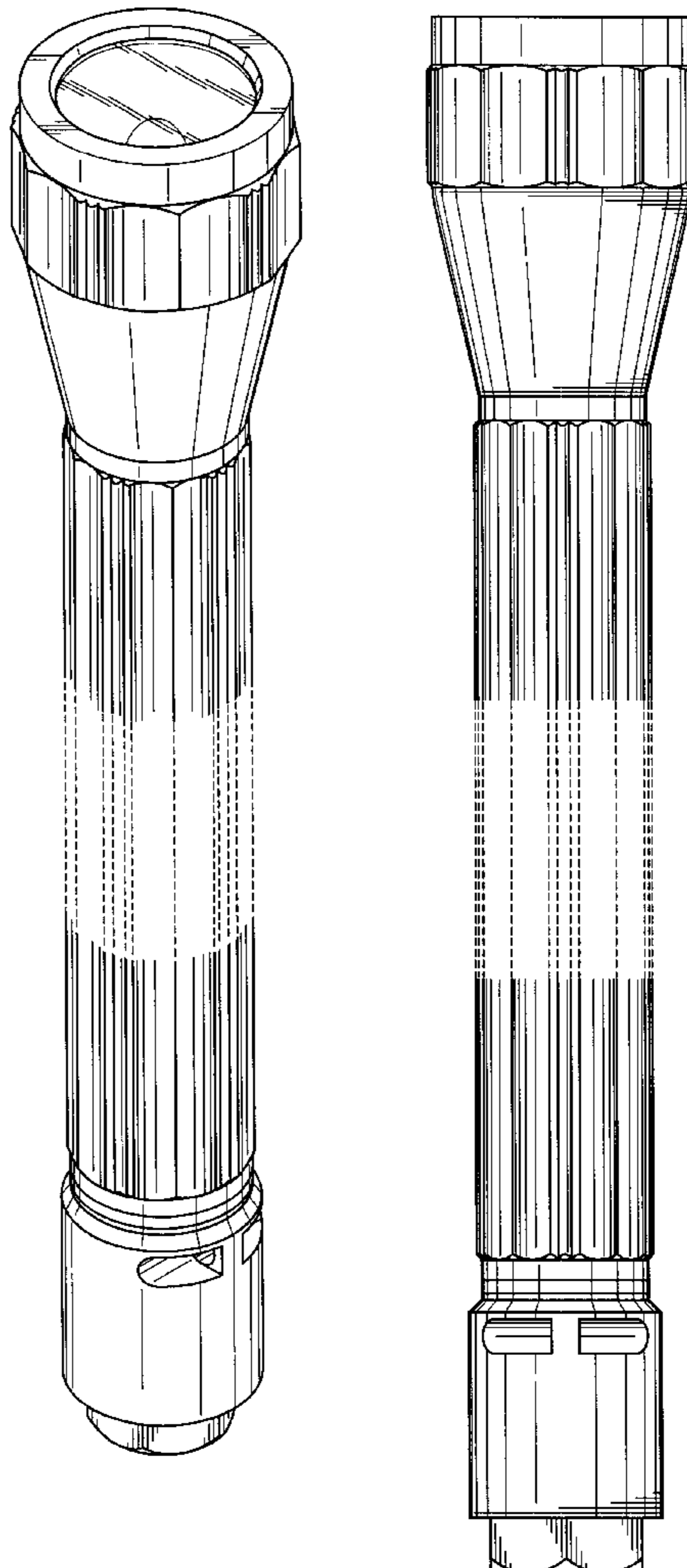
(57) **CLAIM**

The ornamental design for a flashlight, as shown and described.

DESCRIPTION

FIG. 1 is a front perspective view, portions being shown in broken lines, of the flashlight showing my new design; FIG. 2 is a front view, portions being shown in broken lines, of the flashlight of FIG. 1; FIG. 3 is a rear view, portions being shown in broken lines, of the flashlight of FIG. 1; FIG. 4 is a left side view, portions being shown in broken lines, of the flashlight of FIG. 1; FIG. 5 is a right side view, portions being shown in broken lines, of the flashlight of FIG. 1; FIG. 6 is a top plan view of the flashlight of FIG. 1; and, FIG. 7 is a bottom plan view of the flashlight of FIG. 1. The portions shown in broken lines form no part of the claimed design.

1 Claim, 4 Drawing Sheets



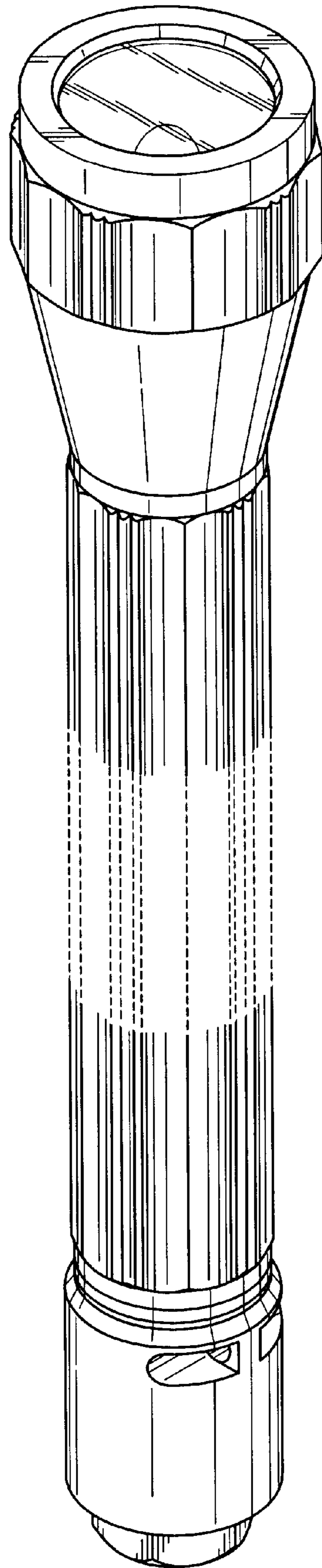


FIG. 1

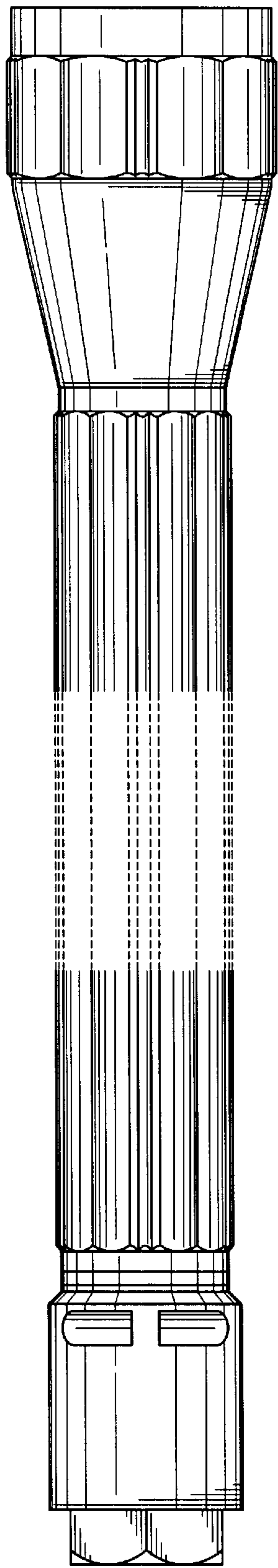


FIG. 2




FIG. 3




FIG. 4




FIG. 5

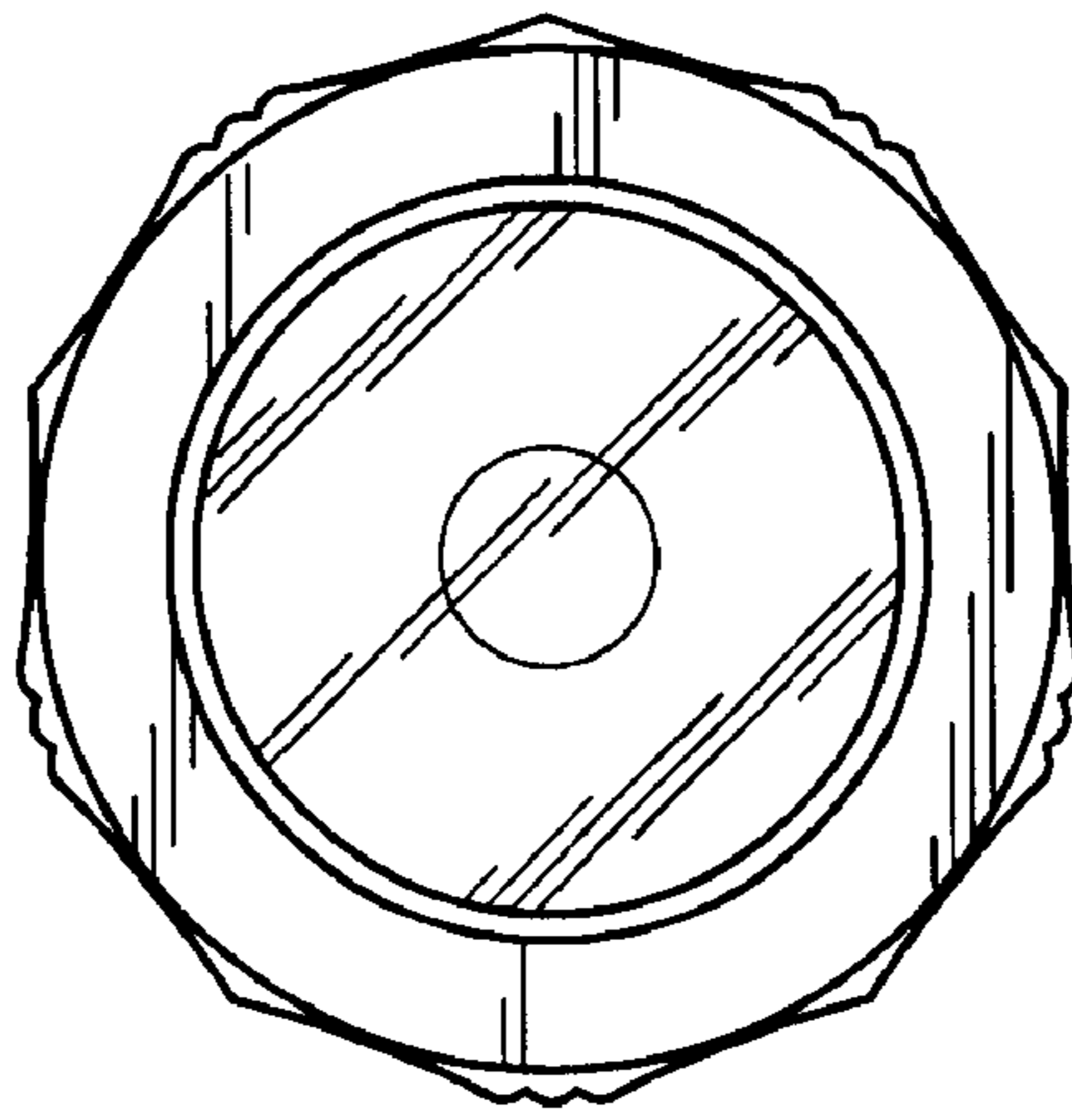


FIG. 6

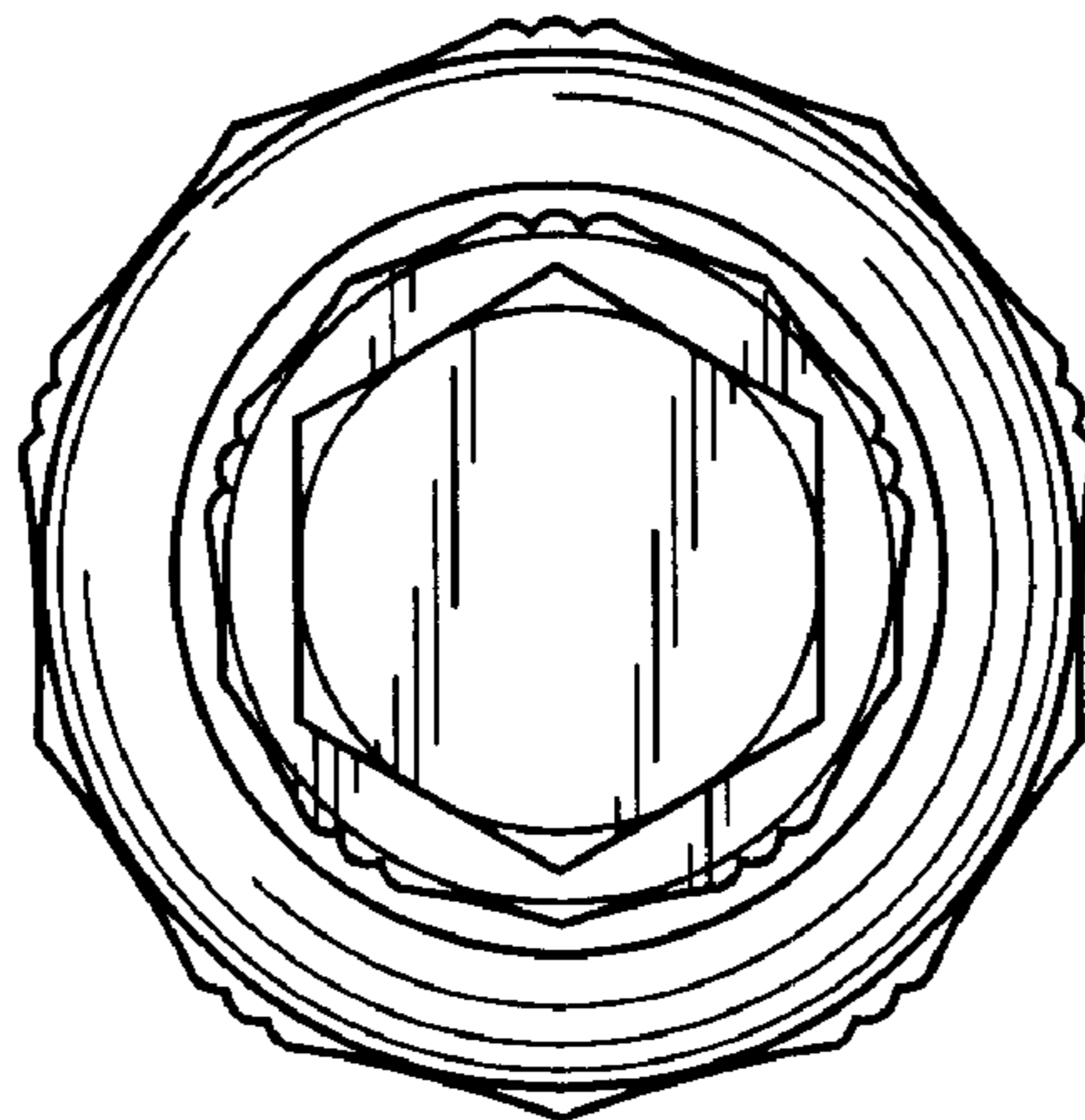


FIG. 7