



US00D450856B1

(12) **United States Design Patent**
McNeill

(10) **Patent No.:** **US D450,856 S**

(45) **Date of Patent:** **** Nov. 20, 2001**

(54) **FENCING ASSEMBLY**

(76) Inventor: **Kirk McNeill**, 1505 Bulb Ave., Santa Cruz, CA (US) 95060

(**) Term: **14 Years**

(21) Appl. No.: **29/132,568**

(22) Filed: **Nov. 10, 2000**

(51) **LOC (7) Cl.** **25-02**

(52) **U.S. Cl.** **D25/38**

(58) **Field of Search** D25/38; 256/21, 256/32, 33, 41, 47, 52

(56) **References Cited**

U.S. PATENT DOCUMENTS

D. 402,041	*	12/1998	Hill	D25/38
1,142,233	*	6/1915	Bryning	256/33
2,883,159	*	4/1959	Esmay	256/33

* cited by examiner

Primary Examiner—Doris Clark

(74) *Attorney, Agent, or Firm*—Donald R. Boys; Central Coast Patent Agency Inc.

(57) **CLAIM**

The ornamental design for fencing assembly, as shown.

DESCRIPTION

FIG. 1 is an enlarged front elevation view of a Wicket, having a single off-set pass-through passage, that is a part of the ornamental design for fencing assembly.

FIG. 2 is an enlarged side elevation view of the Wicket of FIG. 1, viewing from the left with reference to the viewing direction of FIG. 1.


FIG. 3 is an enlarged side elevation view of the Wicket of FIG. 1, viewing from the right with reference to the viewing direction of FIG. 1.

FIG. 4 is an enlarged top view of the Wicket of FIG. 1, showing the off-set pass-through passage in the Wicket.

FIG. 5 is an enlarged view of just the pass-through passage in the Wicket, visible in FIG. 4; and,

FIG. 6 is an elevation view of an ornamental design for fencing assembly made from four Wickets according to FIGS. 1, 2, 3, 4, and 5.

1 Claim, 4 Drawing Sheets






Fig. 1

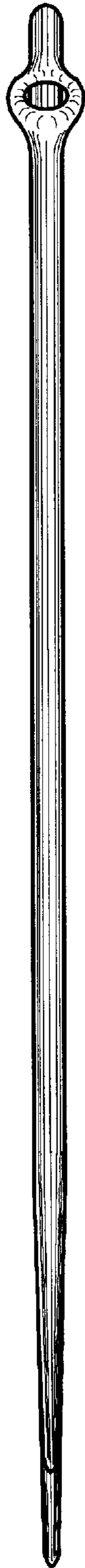


Fig. 2



Fig. 3

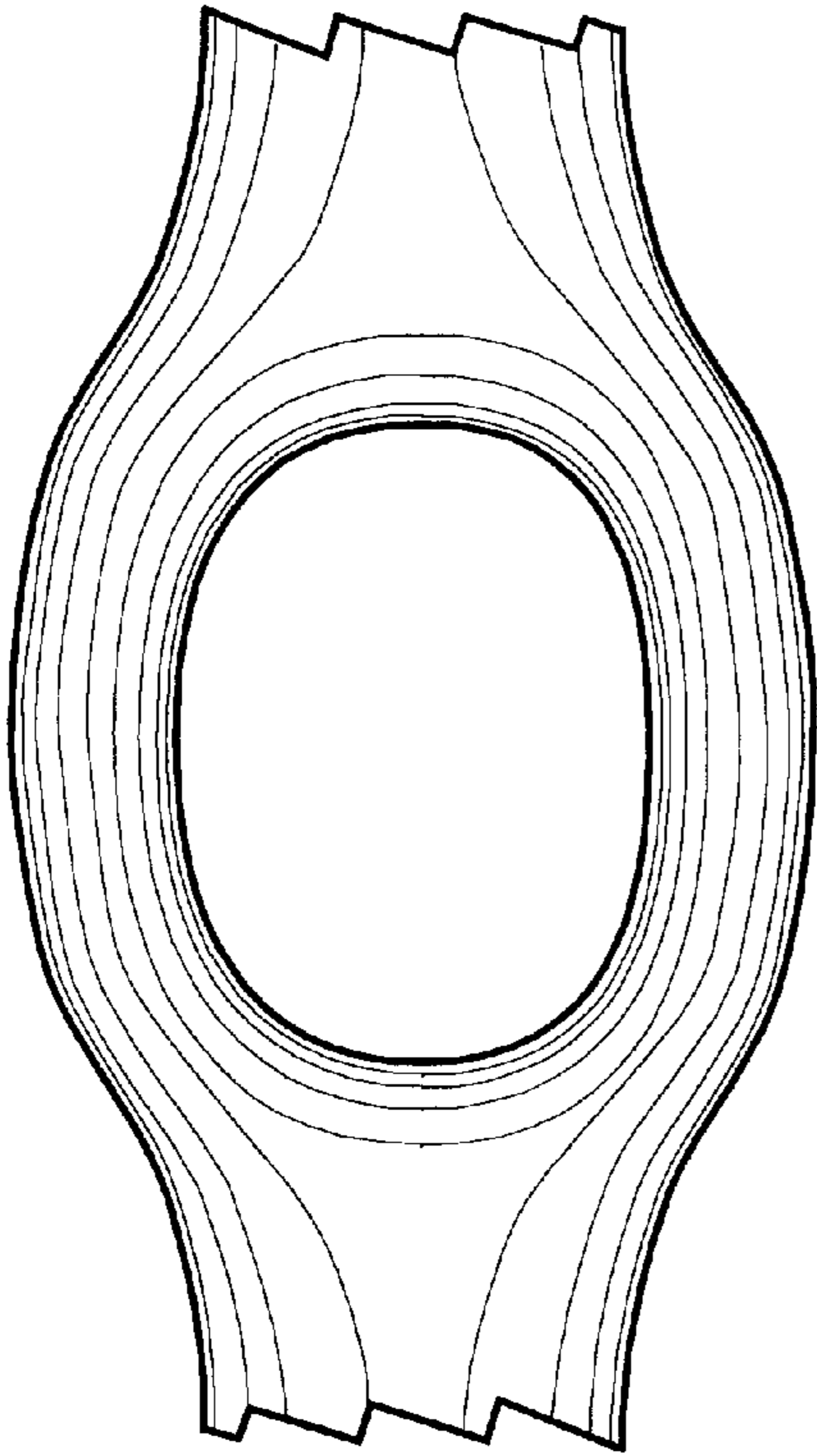


Fig. 5

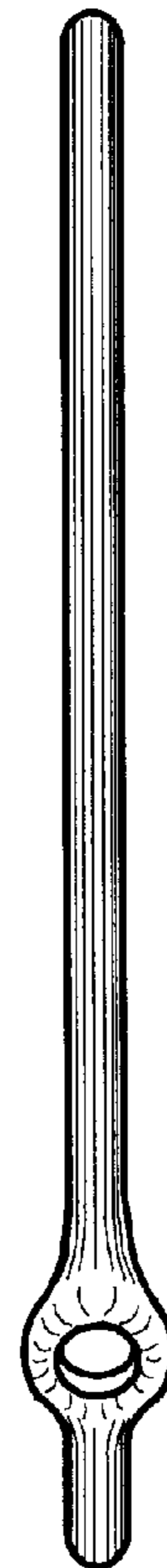


Fig. 4

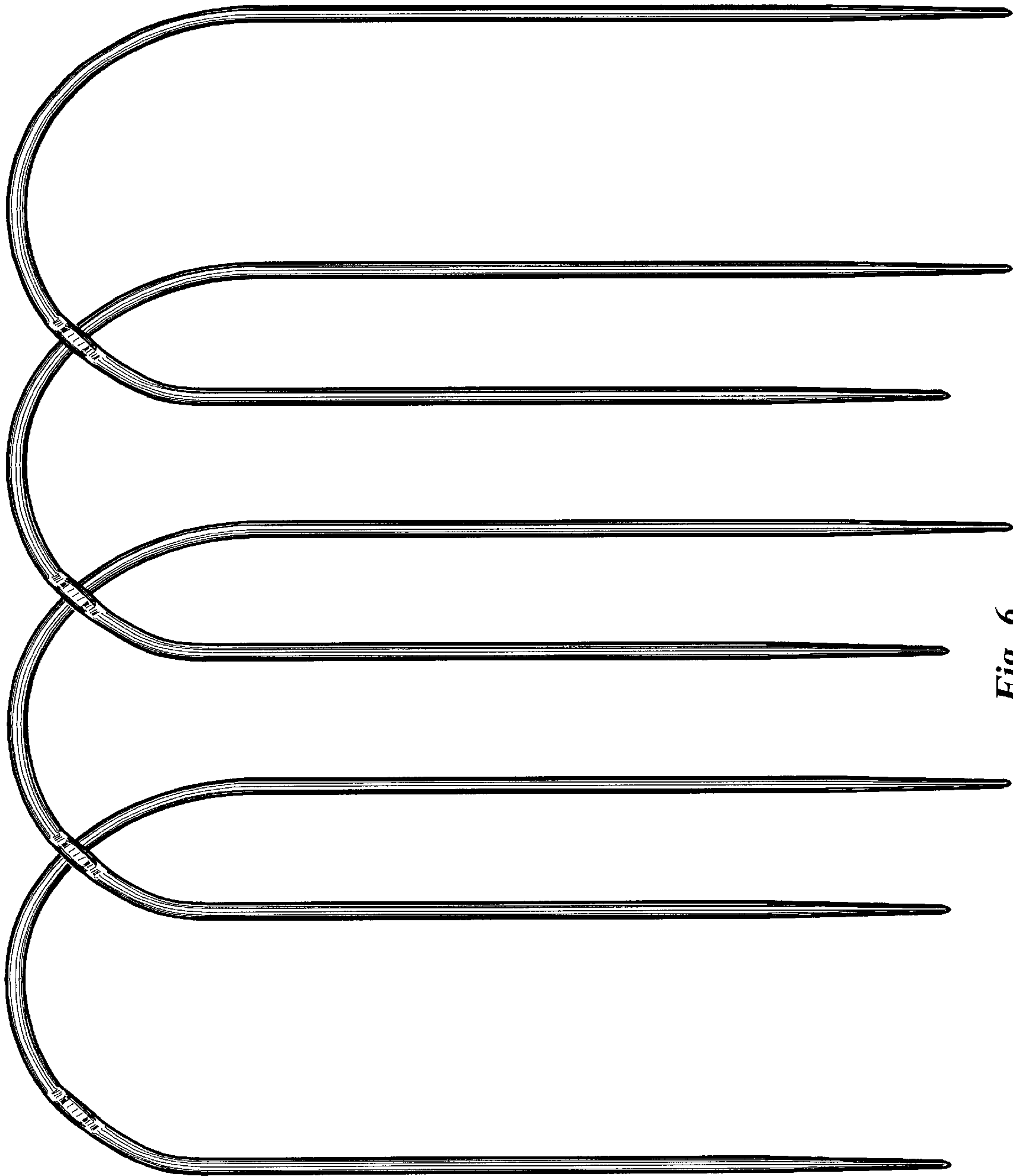


Fig. 6