



US00D450839B1

(12) **United States Design Patent**
Junker

(10) **Patent No.:** **US D450,839 S**

(45) **Date of Patent:** **** Nov. 20, 2001**

(54) **HANDLE FOR INTRODUCER SHEATH**

6,083,207 * 7/2000 Heck 604/164

(76) Inventor: **Larry G. Junker**, 8930 Roam La. East,
Inverness, FL (US) 34450

FOREIGN PATENT DOCUMENTS

3834600 6/1992 (DE) .

(**) Term: **14 Years**

* cited by examiner

(21) Appl. No.: **29/118,289**

Primary Examiner—Ian Simmons

(22) Filed: **Feb. 7, 2000**

(74) *Attorney, Agent, or Firm*—Frijouf, Rust & Pyle P.A.

(51) **LOC (7) Cl.** **24-02**

(52) **U.S. Cl.** **D24/130**

(58) **Field of Search** D24/112, 130,
D24/133; 604/164.01, 164.05, 165.3, 167,
160, 161, 523, 264

(57) **CLAIM**

The ornamental design for a handle for introducer sheath, as shown and described.

DESCRIPTION

(56) **References Cited**

U.S. PATENT DOCUMENTS

D. 318,733	*	7/1991	Wyzgala	D24/112
D. 430,290	*	8/2000	Cindrich et al.	D24/112
3,653,388		4/1972	Tenckhoff .		
4,596,559		6/1986	Fleischhacker .		
4,772,266		9/1988	Groshong .		
4,983,168		1/1991	Moorehead .		
5,098,392	*	3/1992	Fleischhacker et al.	604/165
5,125,904		6/1992	Lee .		
5,221,263	*	6/1993	Sinko et al.	604/161
5,250,033		10/1993	Evans et al. .		
5,397,311		3/1995	Walker et al. .		
5,441,504		8/1995	Pohndorf et al. .		
5,613,953		3/1997	Pohndorf .		
5,743,882	*	4/1998	Luther	604/167
5,755,693		5/1998	Walker et al. .		
5,951,518		9/1999	Licata et al. .		

FIG. 1 is a perspective view of my new design for a handle for introducer sheath with the sheath being shown in phantom;

FIG. 2 is a perspective view thereof, shown in severed condition;

FIG. 3 is a front view of FIG. 1;

FIG. 4 is a cross-sectional view thereof, taken along the line 4—4 of FIG. 2;

FIG. 5 is an enlarged top view thereof;

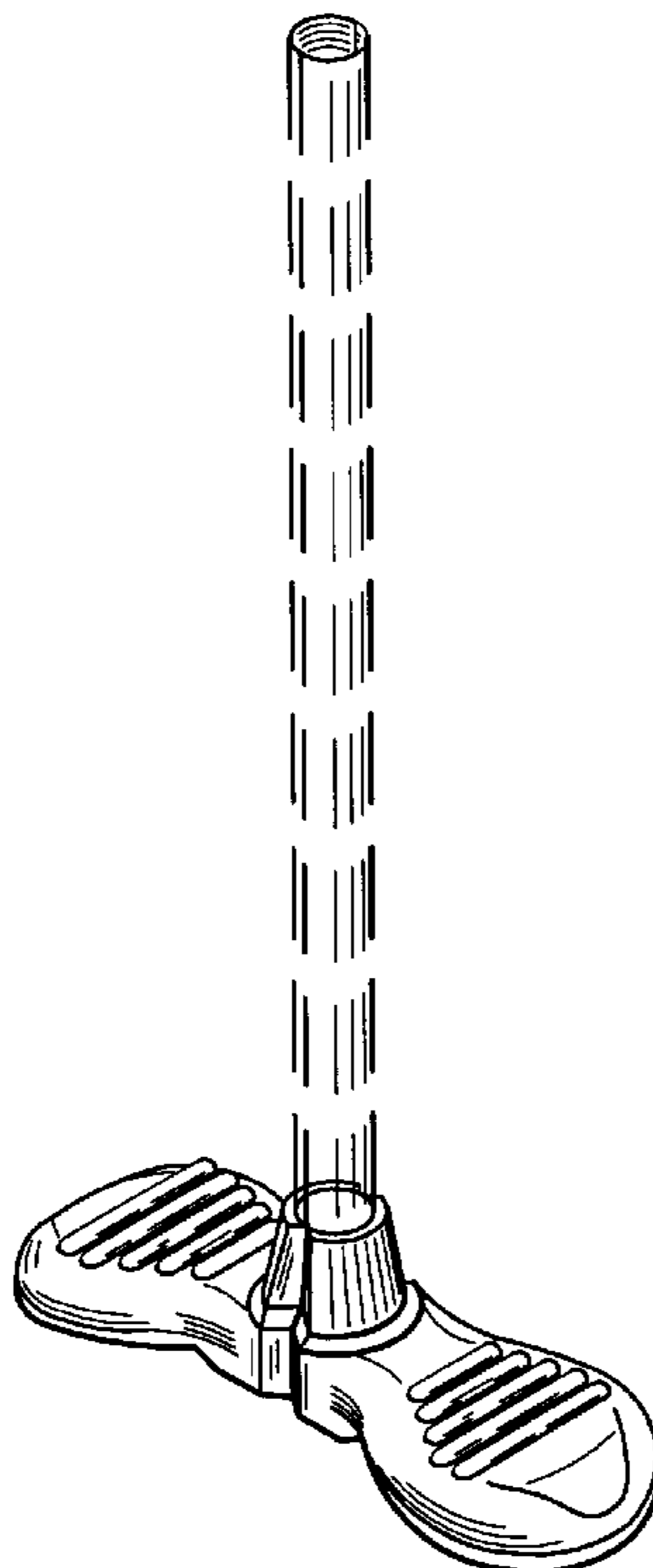
FIG. 6 is a front view thereof with the rear view being a mirror image thereof;

FIG. 7 is a bottom view thereof; and

FIG. 8 is a cross-sectional view thereof, taken along the line 8—8 of FIG. 5; and,

FIG. 9 is a right side view with the left view being a mirror image thereof.

1 Claim, 4 Drawing Sheets



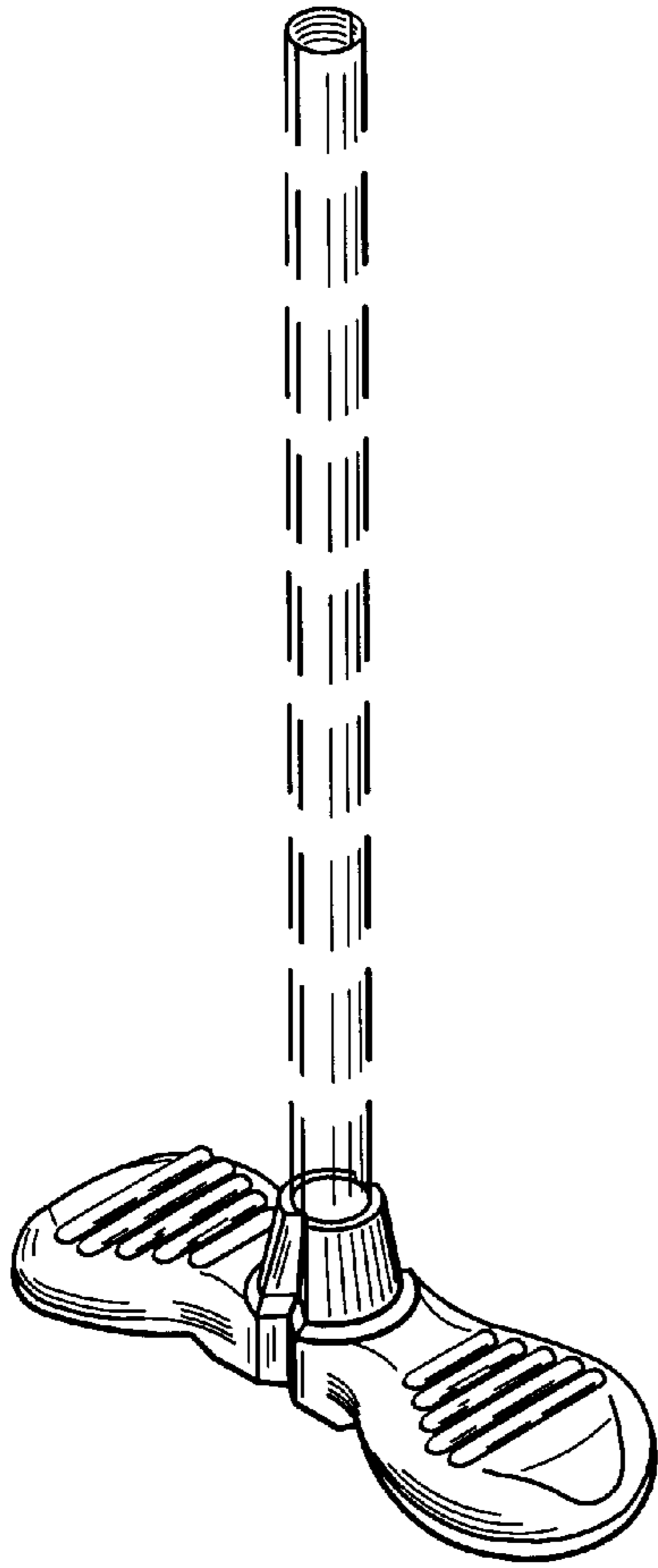


FIG. 1

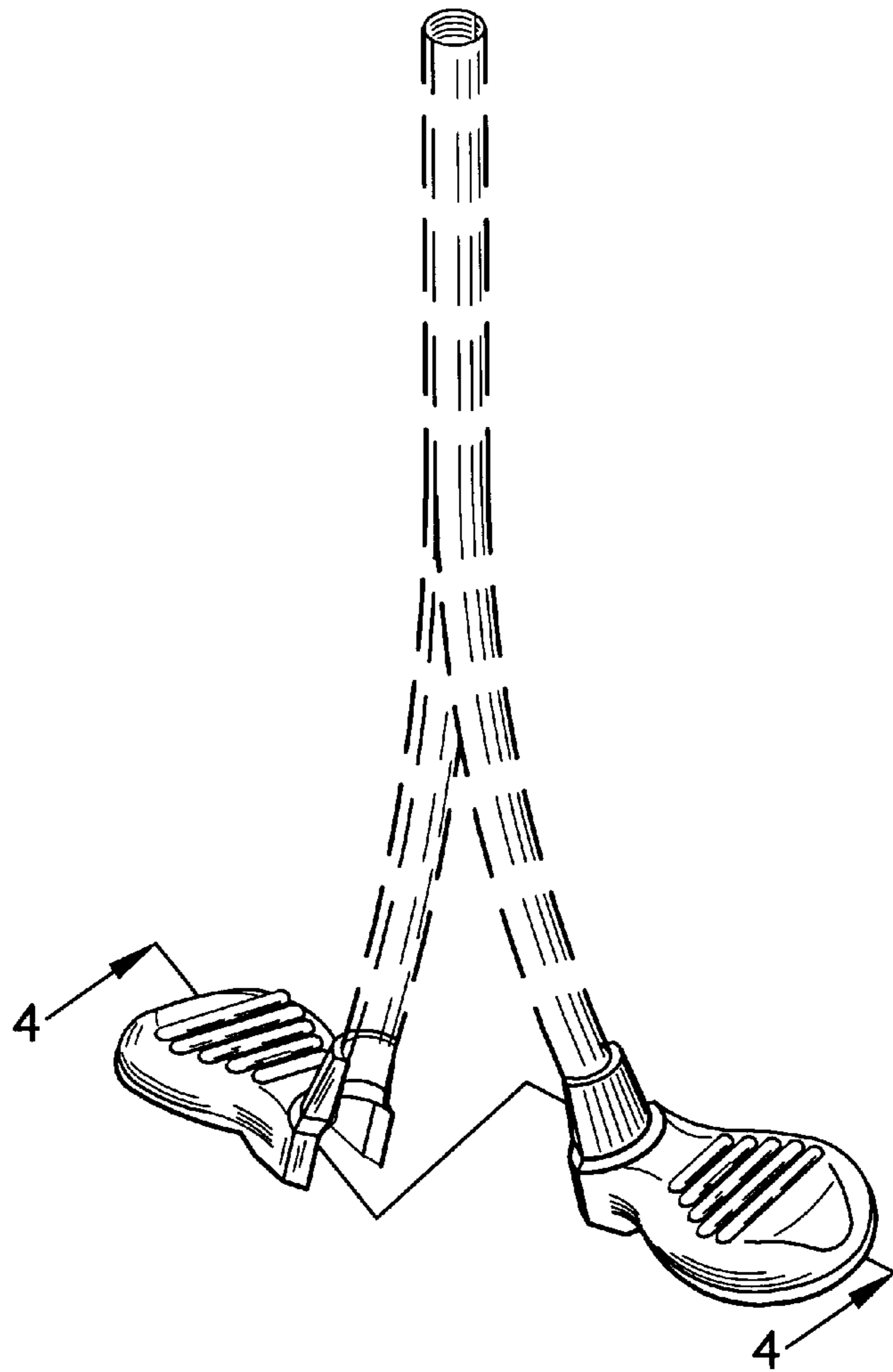


FIG. 2

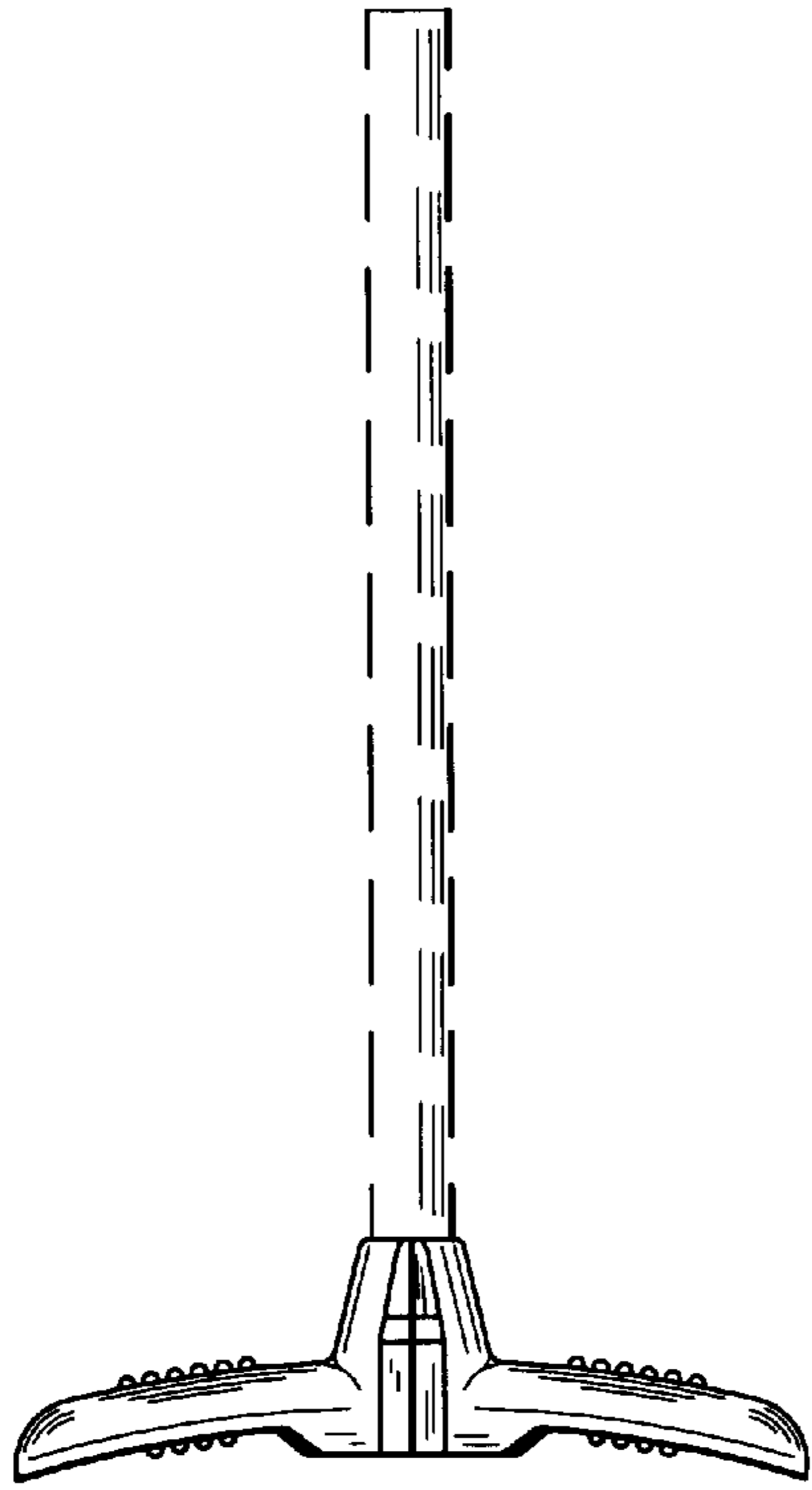


FIG. 3

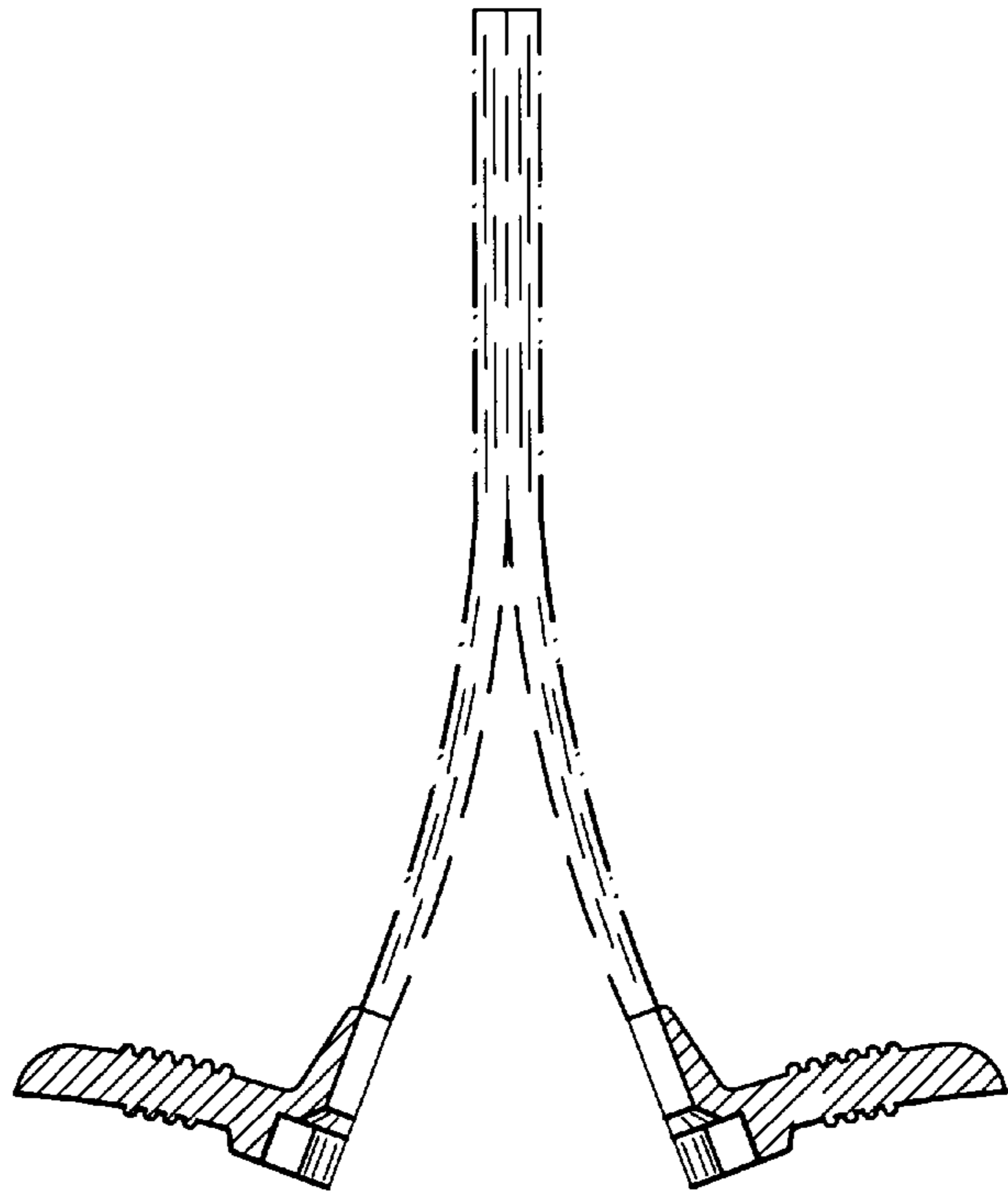


FIG. 4




FIG. 5

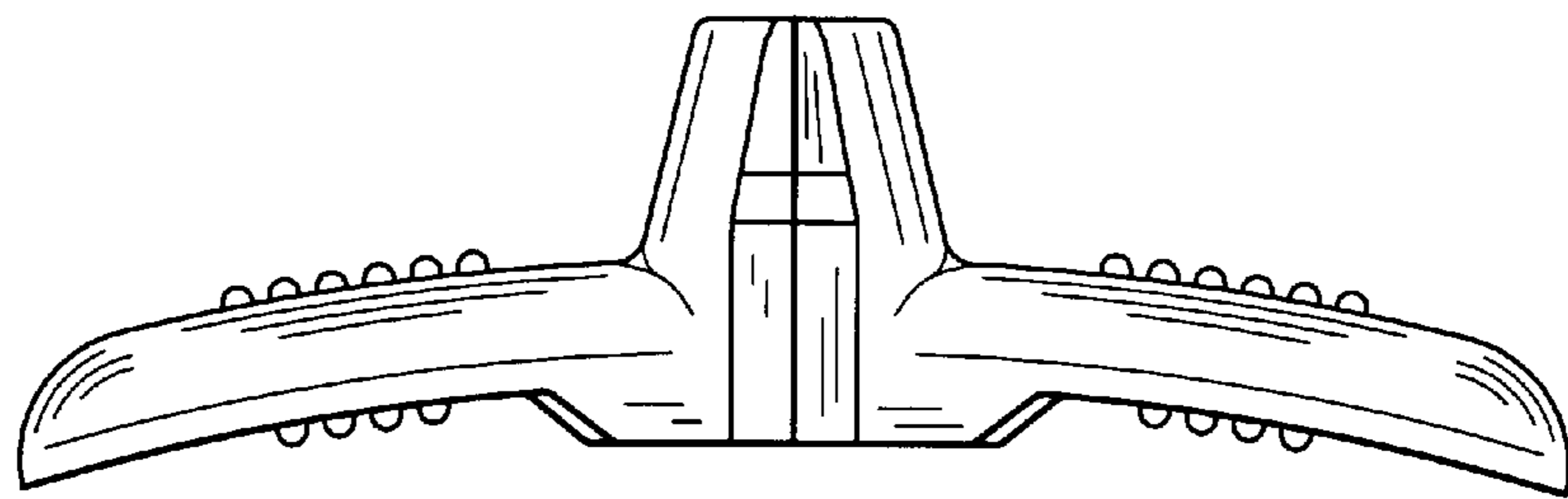


FIG. 6

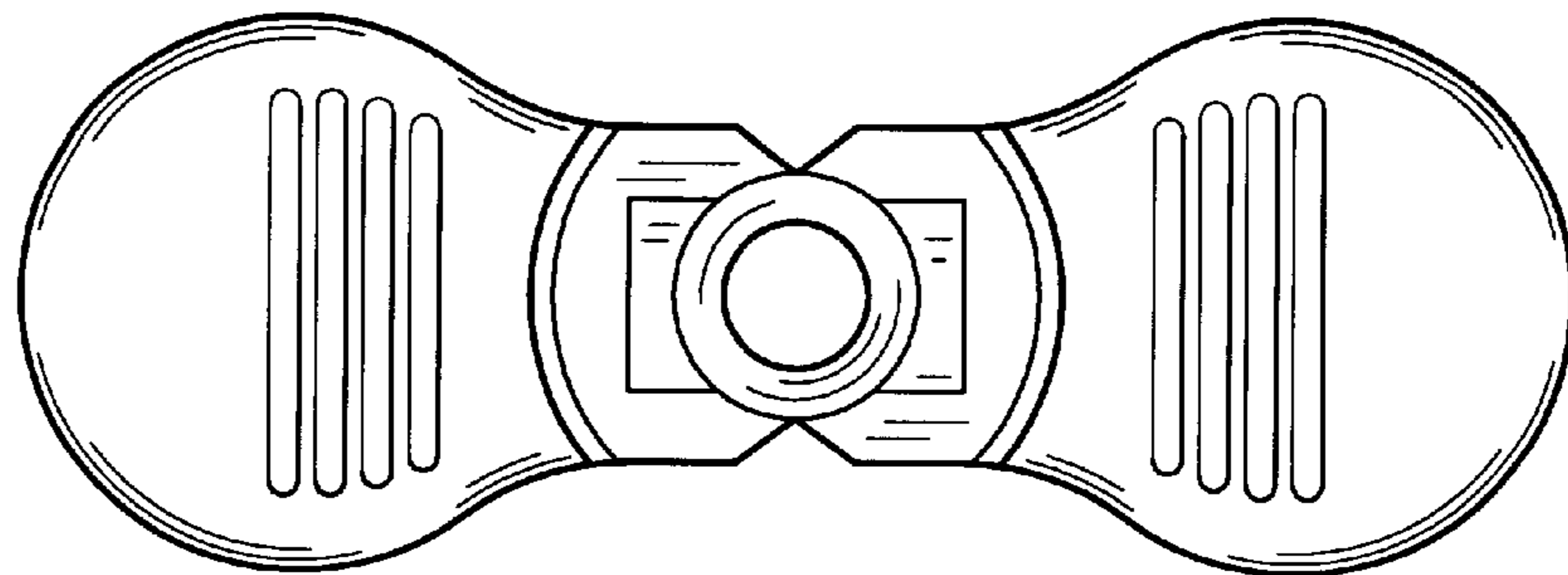


FIG. 7

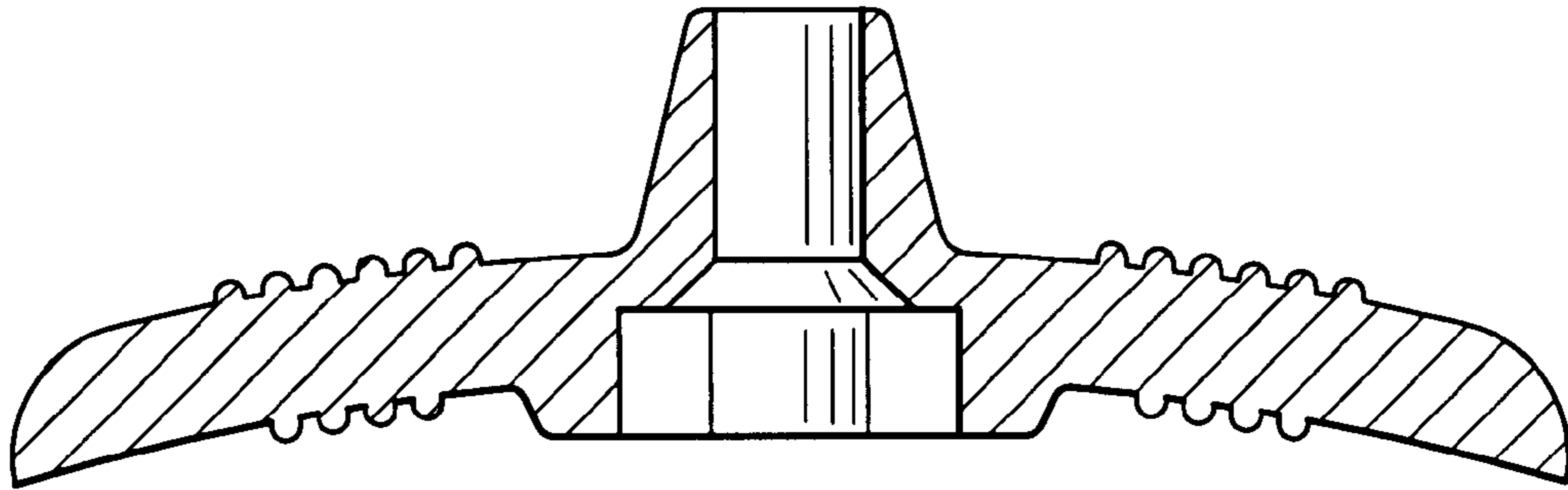


FIG. 8

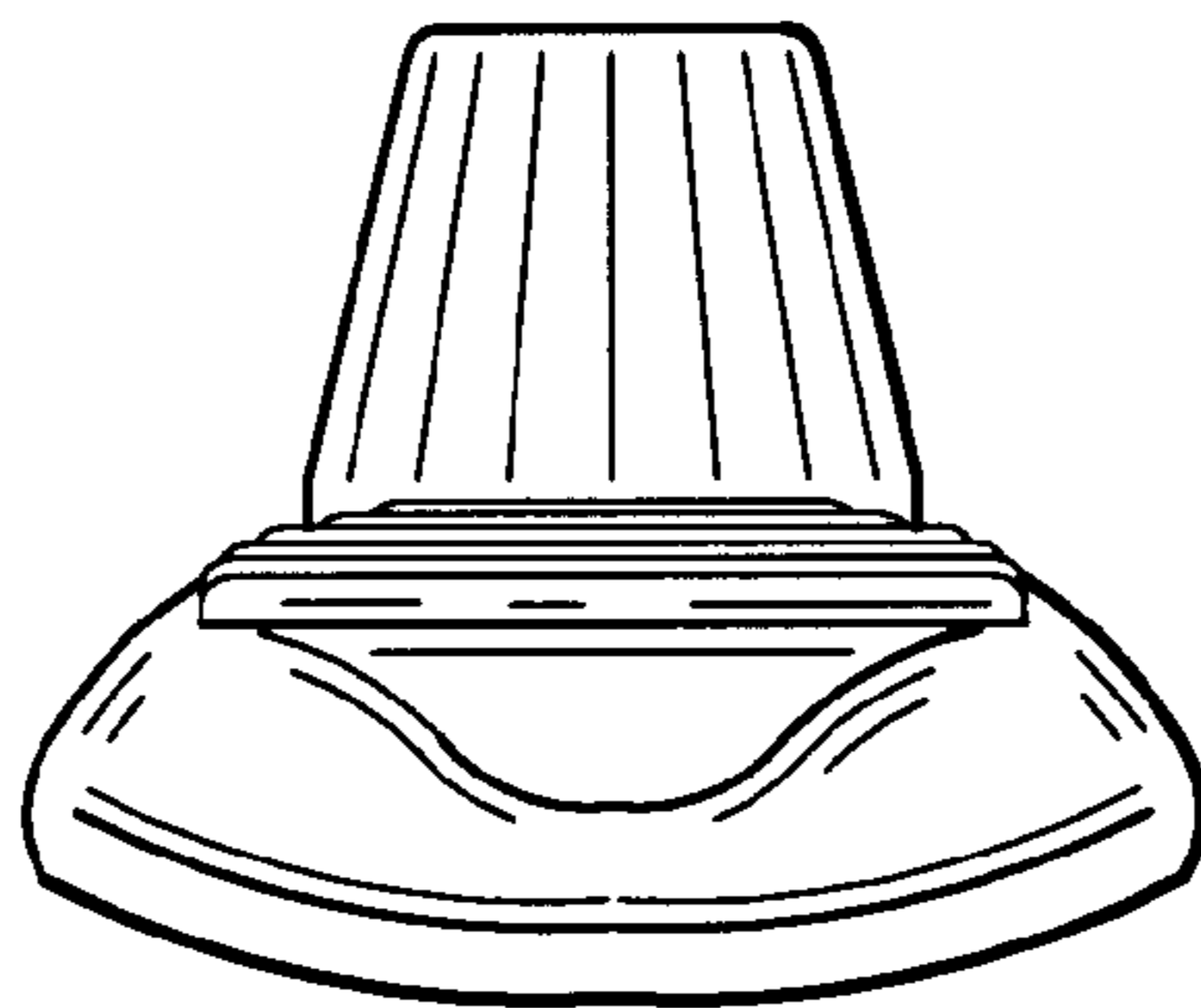


FIG. 9



US00D450839C1

(12) **EX PARTE REEXAMINATION CERTIFICATE** (6487th)
United States Patent
Junker

(10) **Number:** **US D450,839 C1**
(45) **Certificate Issued:** **Oct. 21, 2008**

(54) **HANDLE FOR INTRODUCER SHEATH**
(76) **Inventor:** **Larry G. Junker**, 8930 Roam La. East,
Inverness, FL (US) 34450

Reexamination Request:
No. 90/006,867, Nov. 17, 2003

Reexamination Certificate for:
Patent No.: **Des. 450,839**
Issued: **Nov. 20, 2001**
Appl. No.: **29/118,289**
Filed: **Feb. 7, 2000**

(51) **LOC (8) Cl.** **24-02**
(52) **U.S. Cl.** **D24/130**
(58) **Field of Classification Search** None
See application file for complete search history.

(56) **References Cited**

U.S. PATENT DOCUMENTS

1,064,307 A 6/1913 Fleming
2,566,499 A 9/1951 Richter
3,653,388 A 4/1972 Tenckhoff
4,529,399 A 7/1985 Groshong et al.

4,596,559 A 6/1986 Fleischhacker
4,747,833 A 5/1988 Kousai et al.
4,772,266 A 9/1988 Groshong
4,840,613 A 6/1989 Balbierz
4,921,479 A 5/1990 Grayzel
4,983,168 A 1/1991 Moorehead
5,098,392 A 3/1992 Fleischhacker et al.
5,125,902 A 6/1992 Berry et al.
5,125,904 A 6/1992 Lee
5,154,703 A 10/1992 Bonaldo
5,167,634 A 12/1992 Corrigan, Jr. et al.
5,250,033 A 10/1993 Evans et al.
5,292,311 A 3/1994 Cope
5,312,355 A 5/1994 Lee
5,380,292 A 1/1995 Wilson
5,397,311 A 3/1995 Walker et al.
5,441,504 A 8/1995 Pohndorf et al.
5,489,273 A 2/1996 Whitney et al.
5,584,820 A 12/1996 Gurmarnik
5,613,953 A 3/1997 Pohndorf
5,755,693 A 5/1998 Walker et al.
5,951,518 A 9/1999 Licata et al.

FOREIGN PATENT DOCUMENTS

DE 3834600 C1 6/1992

Primary Examiner—Eric L Goodman



EX PARTE
REEXAMINATION CERTIFICATE
ISSUED UNDER 35 U.S.C. 307
AS A RESULT OF REEXAMINATION, IT HAS BEEN
DETERMINED THAT:

The patentability of the single design claim is confirmed.

The ornamental design for a handle for introducer sheath,
as shown and described.

* * * * *