



US00D450836B1

(12) **United States Design Patent**  
**Mark**

(10) **Patent No.:** **US D450,836 S**

(45) **Date of Patent:** **\*\* Nov. 20, 2001**

(54) **APPLICATOR TIP HAVING A PROTECTIVE RING**

*Primary Examiner*—Antoine Duval Davis  
(74) *Attorney, Agent, or Firm*—Eric P. Schellin

(76) **Inventor:** **Phillip Mark**, 1255 LaQuinta Dr.,  
Orlando, FL (US) 32809

(57) **CLAIM**

(\*\*) **Term:** **14 Years**

The ornamental design of an applicator tip having a protective ring, as shown and described.

(21) **Appl. No.:** **29/130,932**

**DESCRIPTION**

(22) **Filed:** **Oct. 13, 2000**

(51) **LOC (7) Cl.** ..... **24-02**

(52) **U.S. Cl.** ..... **D24/119**

(58) **Field of Search** ..... D24/119, 152,  
D24/176; 403/196–220; 222/523, 464.5;  
433/141–143

FIG. 1 is a side view of the applicator tip, the opposite side thereof is identical.

FIG. 2 is a side view another embodiment of the applicator tip with a beveled distal end, the opposite side thereof is identical.

(56) **References Cited**

**U.S. PATENT DOCUMENTS**

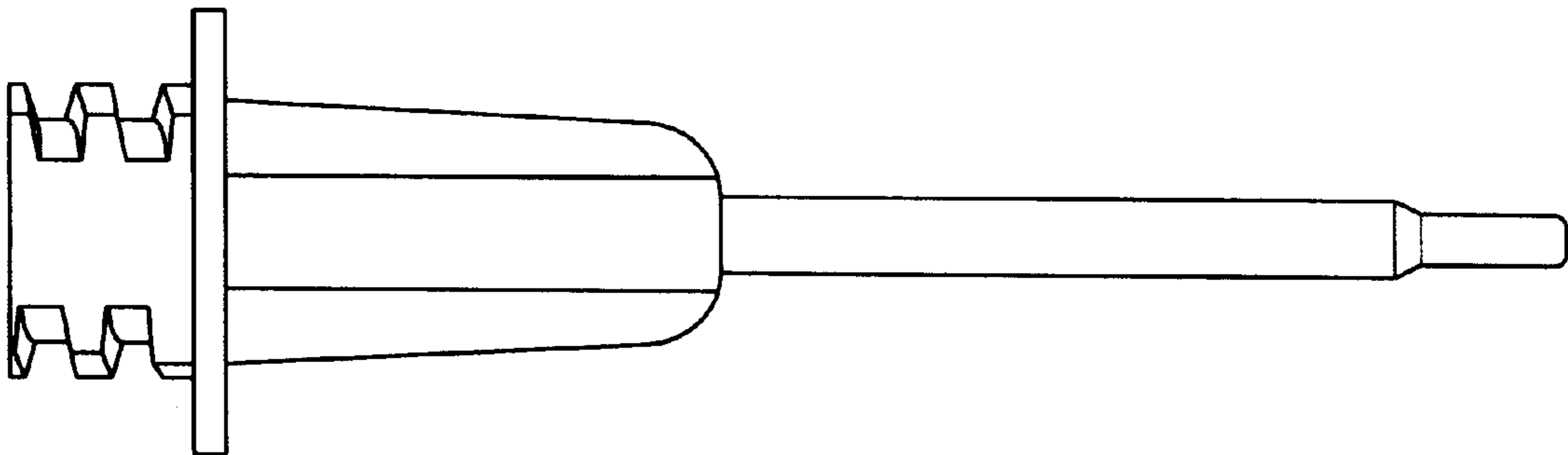
D. 444,229 \* 6/2001 Mark ..... D24/119

FIG. 3 is an end distal view of the applicator; and,

FIG. 4 is an end proximate view of the applicator.

\* cited by examiner

**1 Claim, 1 Drawing Sheet**



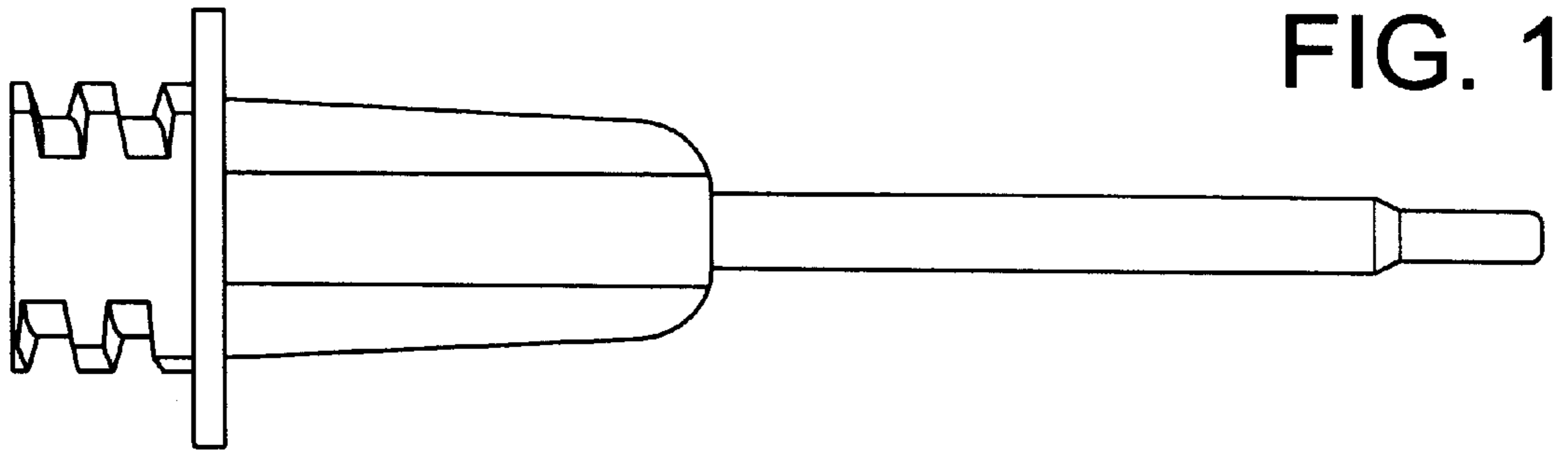


FIG. 1

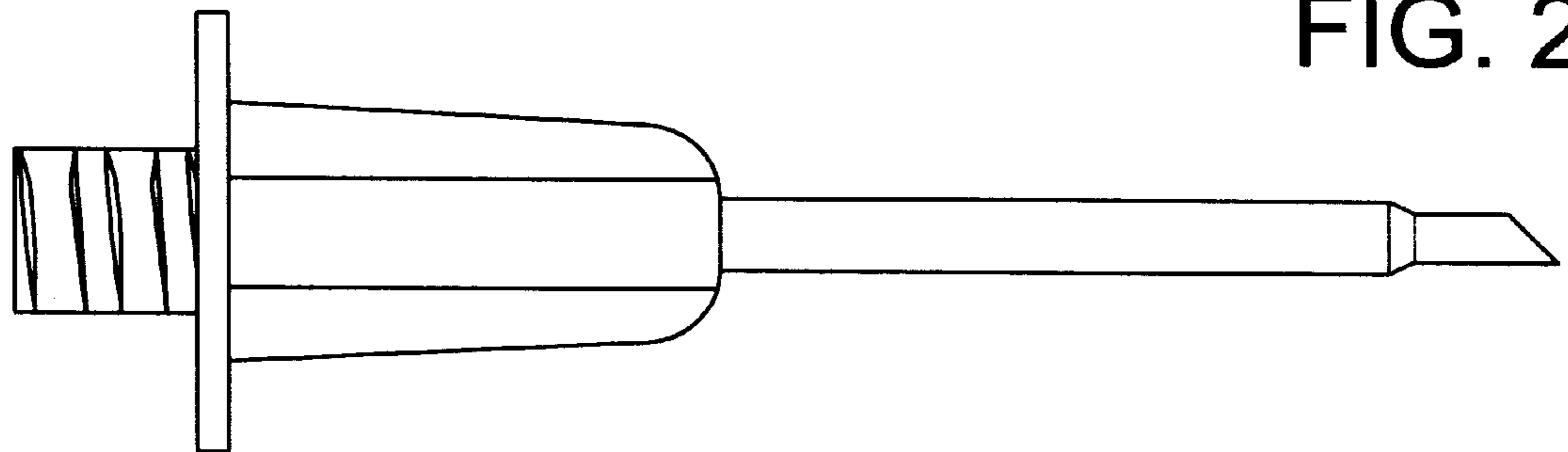


FIG. 2

FIG. 3

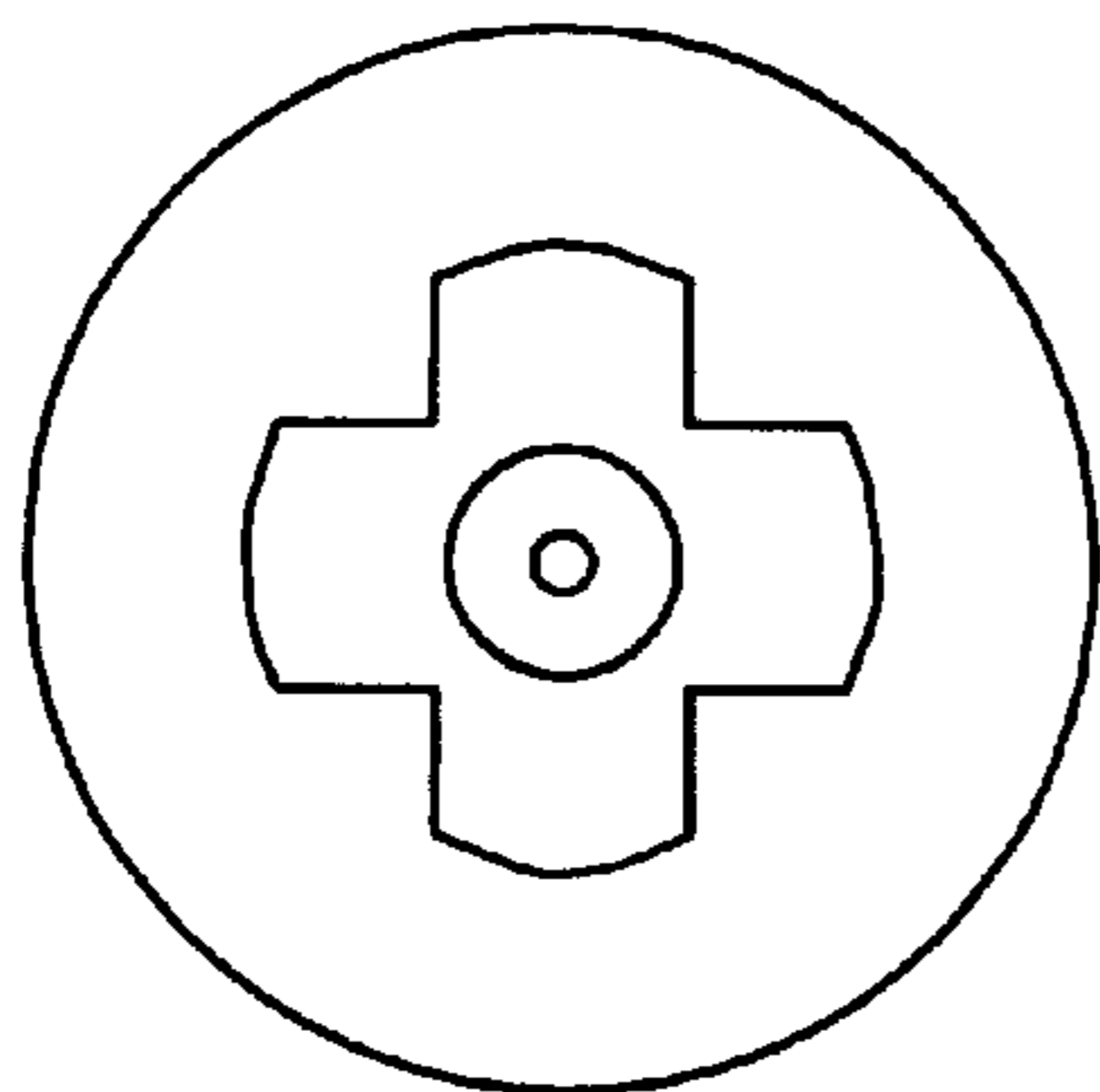


FIG. 4

