



US00D450828B1

(12) **United States Design Patent**
Tokar

(10) **Patent No.:** **US D450,828 S**

(45) **Date of Patent:** **** Nov. 20, 2001**

(54) **FLUTED FILTER ELEMENT HAVING A HANDLE**

(75) **Inventor:** **Joseph Tokar**, Apple Valley, MN (US)

(73) **Assignee:** **Donaldson Company, Inc.**,
Minneapolis, MN (US)

(**) **Term:** **14 Years**

(21) **Appl. No.:** **29/124,852**

(22) **Filed:** **Jun. 13, 2000**

(51) **LOC (7) Cl.** **23-04**

(52) **U.S. Cl.** **D23/365**

(58) **Field of Search** D23/365, 355;
55/521, 497, 498, 357

5,137,696	8/1992	Hitachi et al. .
5,229,078	7/1993	Haerle .
5,266,195	11/1993	Hopkins .
5,346,675	9/1994	Usui et al. .
5,374,402	12/1994	Hitachi et al. .
5,750,026	5/1998	Gadkaree et al. .
5,772,883	6/1998	Rothman et al. .
5,792,247	8/1998	Gillingham et al. .
5,820,646	10/1998	Gillingham et al. .
5,895,574	4/1999	Friedmann et al. .

Primary Examiner—Lisa Lichtenstein

(74) *Attorney, Agent, or Firm*—Merchant & Gould P.C.

(57) **CLAIM**

The ornamental design for fluted filter element having a handle, as shown and described.

DESCRIPTION

FIG. 1 is a top perspective view of a fluted filter element having a handle, embodying my new design; FIG. 2 is bottom perspective view of FIG. 1; FIG. 3 is a top plan view of FIG. 1; FIG. 4 is a bottom plan view of FIG. 1; FIG. 5 is a rear elevational view of FIG. 1; and, FIG. 6 is a front elevational view of FIG. 1.

1 Claim, 6 Drawing Sheets

(56) **References Cited**

U.S. PATENT DOCUMENTS

D. 396,098	7/1998	Gillingham et al. .
2,502,545	4/1950	Wellborn .
2,599,604	6/1952	Bauer et al. .
3,076,554	2/1963	Bub .
4,065,341	12/1977	Cub .
4,652,285	3/1987	Greene .
4,769,096	9/1988	Vander Giessen et al. .




FIG. 1




FIG. 2




FIG. 3




FIG. 4




FIG. 5




FIG. 6

