



US00D450801B1

(12) **United States Design Patent**  
**Fundak**

(10) **Patent No.:** **US D450,801 S**

(45) **Date of Patent:** **\*\* Nov. 20, 2001**

(54) **RETRACTABLE LOBSTER SNARE**

3,540,769 \* 11/1970 Rosser ..... 294/19.1  
5,752,731 \* 5/1998 Crone ..... 294/24

(76) Inventor: **Ronald Fundak**, 451 SE. 1<sup>st</sup> Ter.,  
Pompano Beach, FL (US) 33060

\* cited by examiner

(\*\*) Term: **14 Years**

*Primary Examiner*—Catherine R. Oliver  
(74) *Attorney, Agent, or Firm*—McHale & Slavin

(21) Appl. No.: **29/125,210**

(57) **CLAIM**

(22) Filed: **Jun. 20, 2000**

The ornamental design for a retractable lobster snare, as shown and described.

(51) **LOC (7) Cl.** ..... **22-06**

(52) **U.S. Cl.** ..... **D22/121**

(58) **Field of Search** ..... D22/121, 119;  
D30/151-154; 119/804; 294/19.1, 24, 22,  
23; 43/6

**DESCRIPTION**


FIG. 1 is a perspective view of the retractable lobster snare of the instant invention in an open position; FIG. 2 is a front end view thereof depicting the snare; FIG. 3 is a rear end view thereof depicting the handle; FIG. 4 is a right side view thereof; a left side view, not shown, forming a mirror image of said right side view; FIG. 5 is a top plan view thereof; and, FIG. 6 is a bottom plan view thereof.

(56) **References Cited**

**U.S. PATENT DOCUMENTS**

D. 124,818 \* 1/1941 Harness et al. .... D30/151  
2,522,454 \* 9/1950 Lewry ..... 294/19.1  
3,245,173 \* 4/1966 Sylvester ..... D22/121 X  
3,319,609 \* 5/1967 Pickard et al. .... 119/804

**1 Claim, 2 Drawing Sheets**



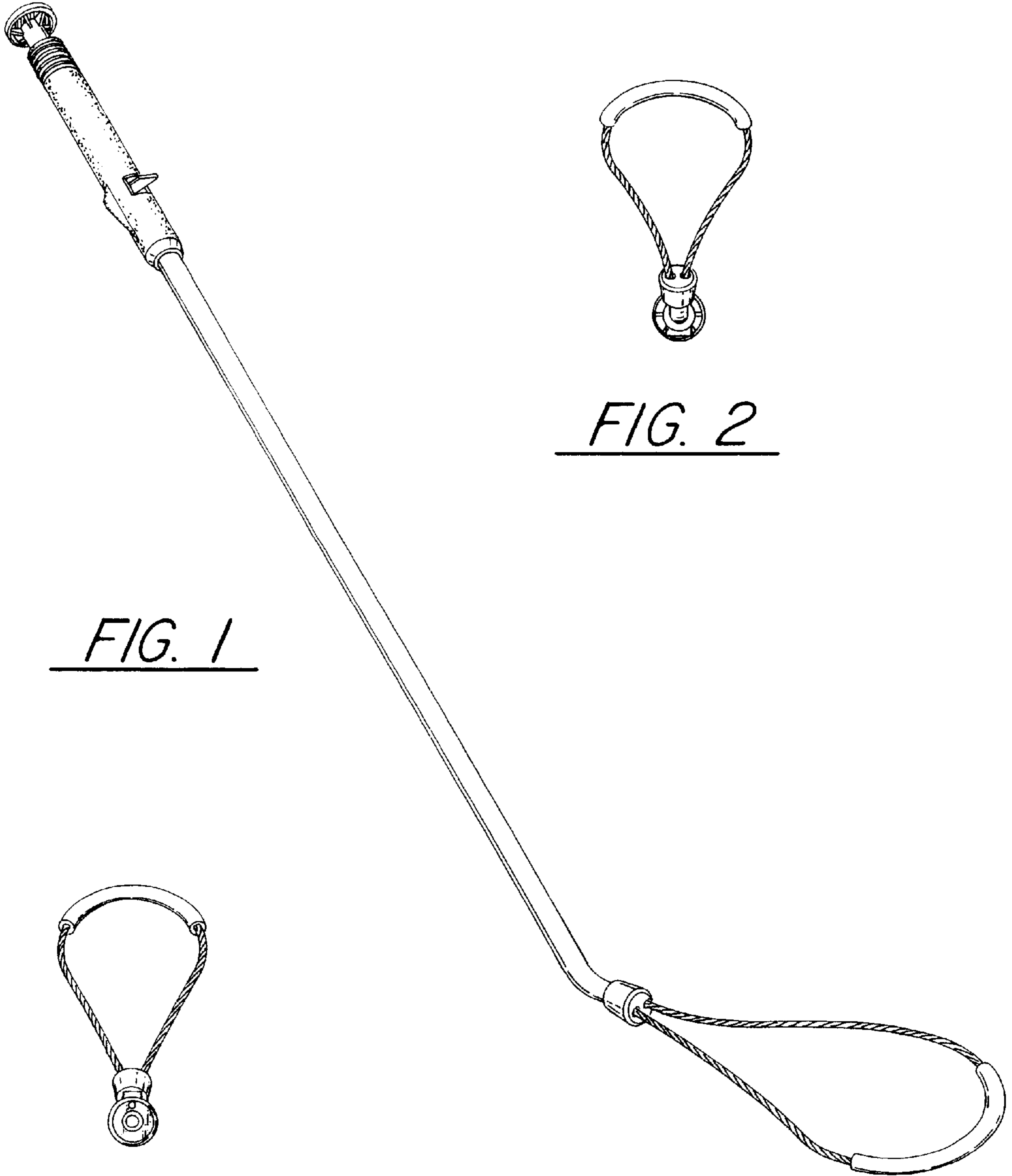


FIG. 1

FIG. 2

FIG. 3




FIG. 4

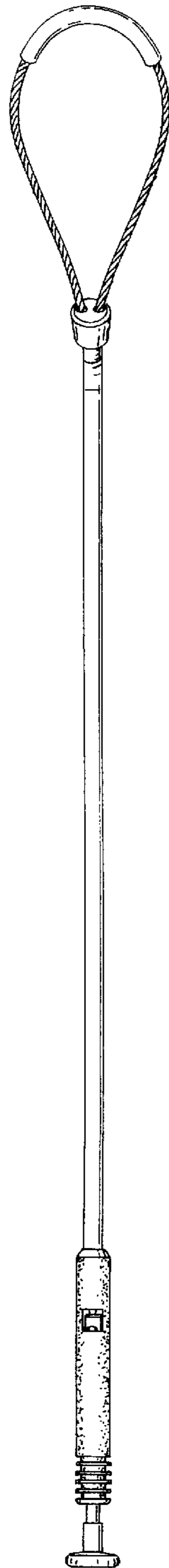


FIG. 5

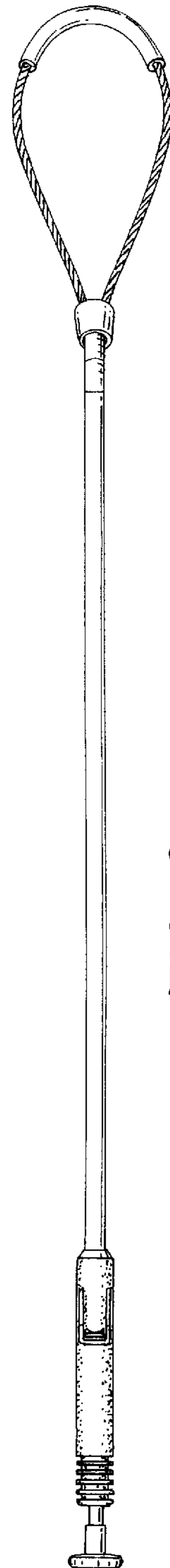


FIG. 6