



US00D450793B1

(12) **United States Design Patent**
Dantolan

(10) **Patent No.:** **US D450,793 S**

(45) **Date of Patent:** **** Nov. 20, 2001**

(54) **ROTATABLE WEIGHT EXERCISE DEVICE**

(76) Inventor: **Harry E. Dantolan**, 11045 S. Spalding,
Chicago, IL (US) 60655

(**) Term: **14 Years**

(21) Appl. No.: **29/135,038**

(22) Filed: **Jan. 4, 2001**

3,761,083	9/1973	Buchner .	
3,938,803	2/1976	Wilmoth et al. .	
4,602,788	7/1986	Wendt .	
4,623,146	11/1986	Jackson .	
4,775,149	10/1988	Wilson .	
4,787,623	11/1988	Cedar .	
4,809,975	3/1989	Lee .	
5,121,925	6/1992	Blundo .	
5,209,481	5/1993	DeBack .	
5,334,118	8/1994	Dantolan	482/93
5,474,511	12/1995	Dantolan	482/93

Related U.S. Application Data

(60) Continuation of application No. 29/113,616, filed on Nov. 8, 1999, which is a division of application No. 08/877,973, filed on Jun. 18, 1997, now Pat. No. 6,228,002.

(51) **LOC (7) Cl.** **21-02**

(52) **U.S. Cl.** **D21/680; D21/684**

(58) **Field of Search** D21/662, 680,
D21/681, 682, 683, 684; 482/132, 106,
107, 108, 109, 44, 45

(56) **References Cited**

U.S. PATENT DOCUMENTS

647,220	4/1900	Courtney .	
818,242	4/1906	Geisel .	
1,956,498	4/1934	Duke .	
2,528,213	10/1950	Dantolan .	
2,714,008	7/1955	Urban .	
2,719,038	9/1955	Massa .	
2,920,418	1/1960	Britt .	
2,973,962 *	3/1961	Griffin	482/46
3,134,590 *	5/1964	Young	482/132
3,544,106	12/1970	Barrett .	
3,545,121	12/1970	Misko .	
3,756,597	9/1973	Monti .	

FOREIGN PATENT DOCUMENTS

161282	4/1921	(GB)	482/126
--------	--------	------------	---------

OTHER PUBLICATIONS

The Indian Club Exercise, S.D. Kehoe.

* cited by examiner

Primary Examiner—Philip S. Hyder

(74) *Attorney, Agent, or Firm*—Brinks Hofer Gilson & Lione

(57) **CLAIM**

The ornamental design for a rotatable weight exercise device, as shown.

DESCRIPTION

FIG. 1 is a perspective view of a rotatable weight exercise device;

FIG. 2 is a front elevational view thereof;

FIG. 3 is a rear elevational view thereof; and,

FIG. 4 is a top plan view thereof, wherein the bottom plan view and side elevational views are identical thereto.

1 Claim, 1 Drawing Sheet

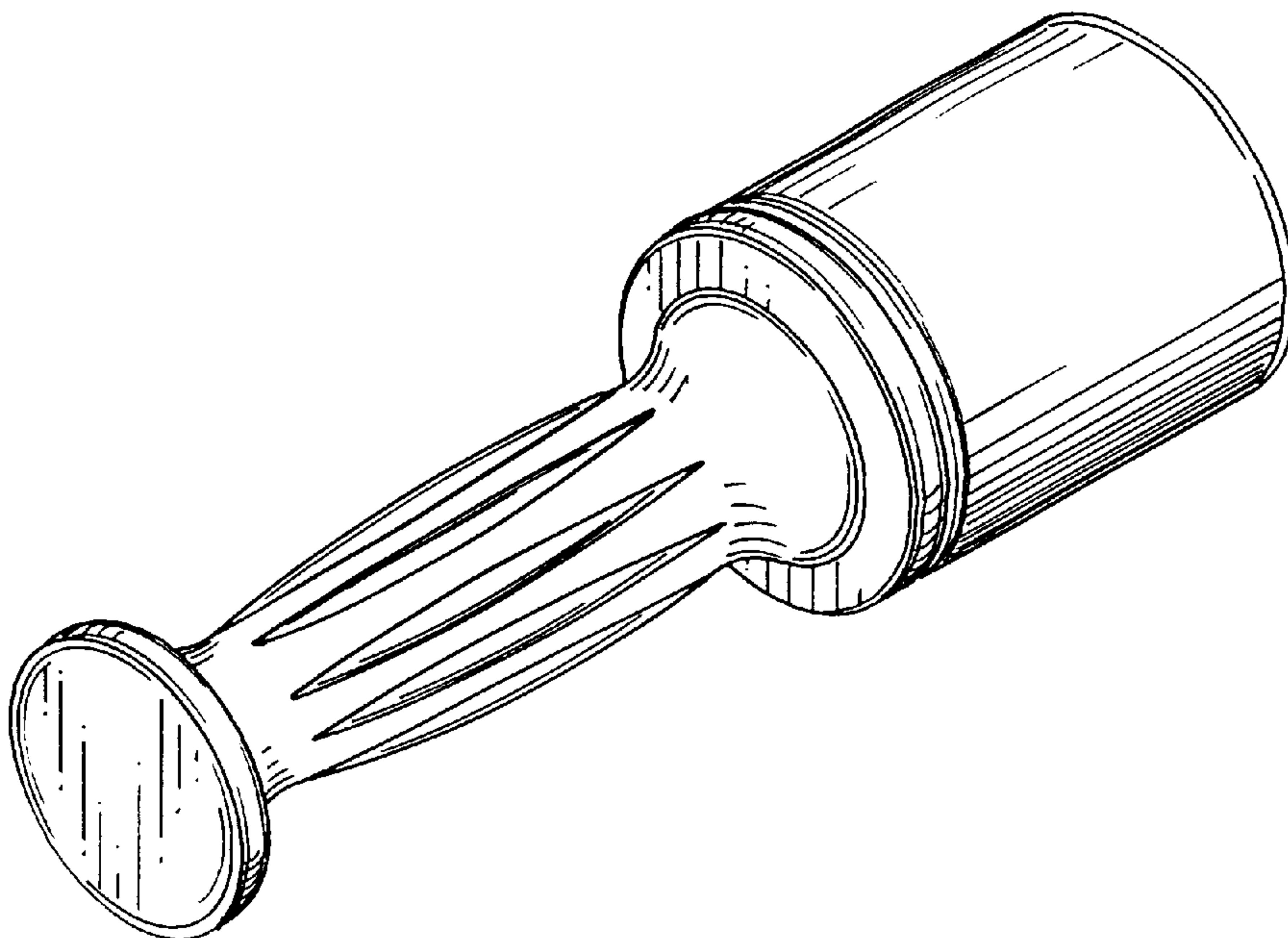


Fig. 1

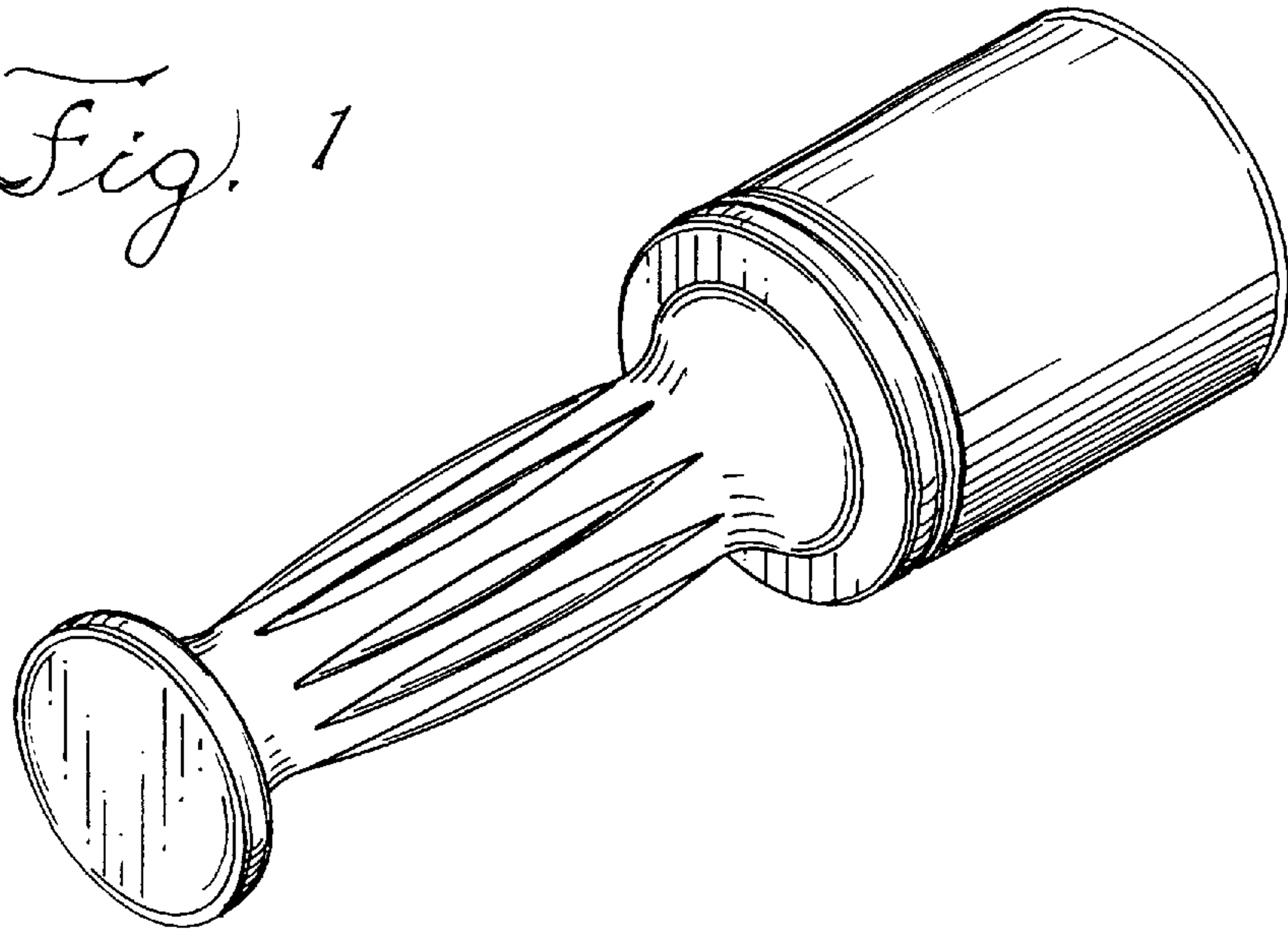


Fig. 2

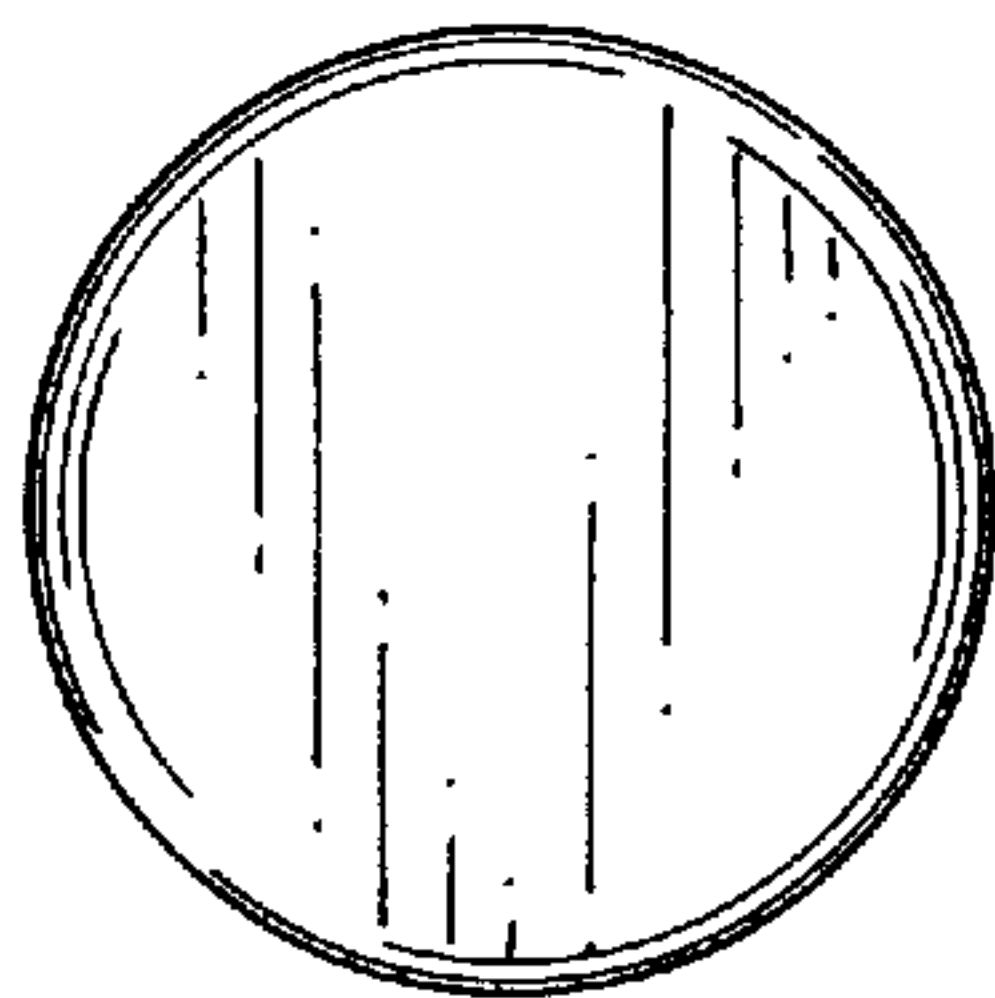


Fig. 3

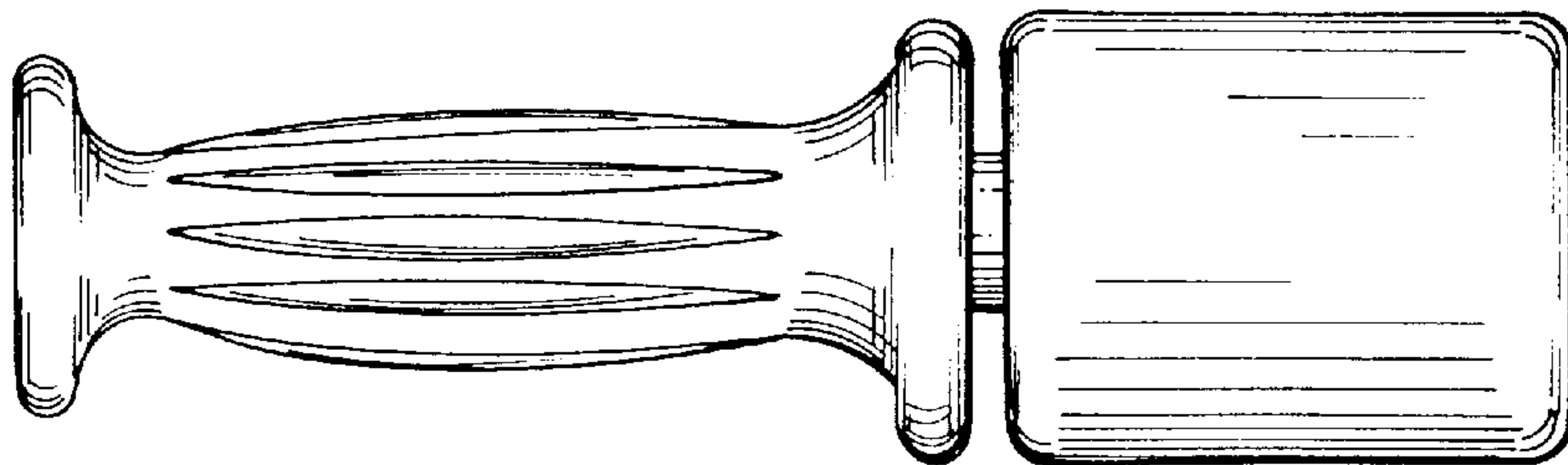
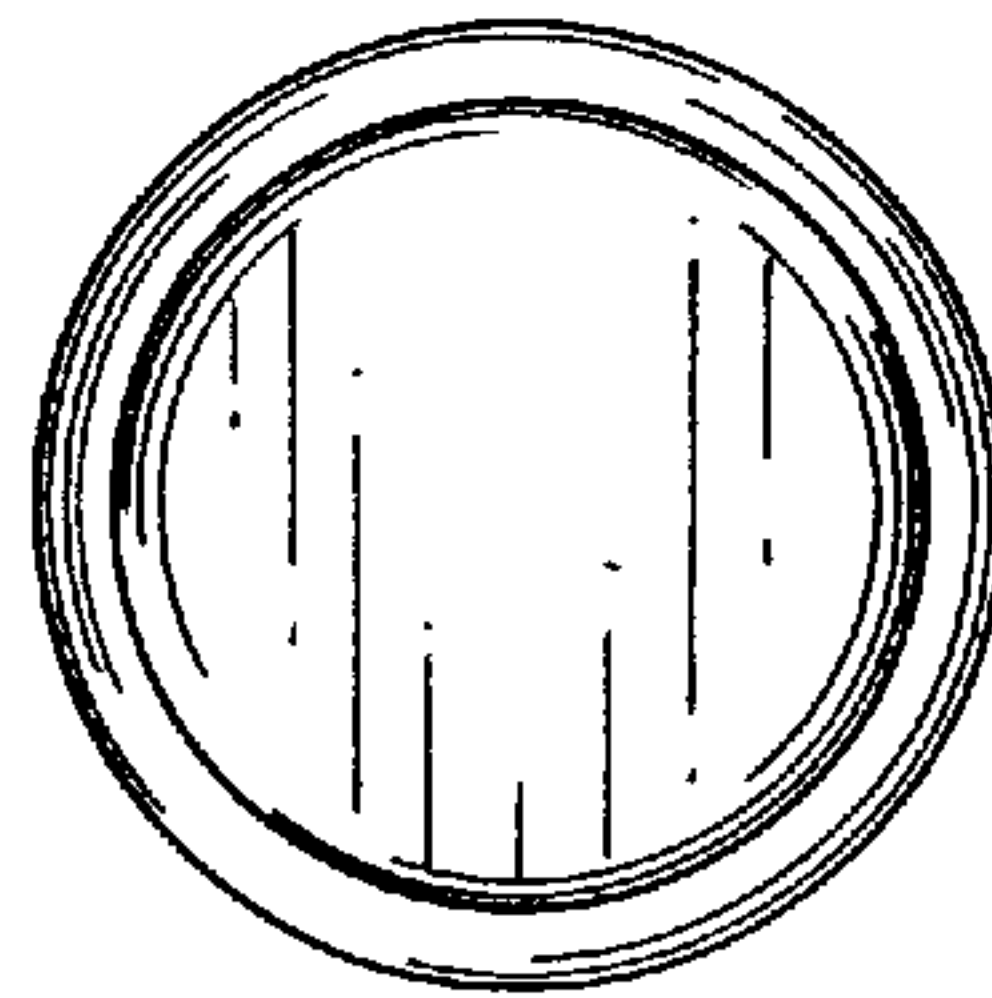


Fig. 4