



US00D450774B1

(12) **United States Design Patent**  
**Whittier et al.**

(10) **Patent No.:** **US D450,774 S**

(45) **Date of Patent:** **\*\* Nov. 20, 2001**

(54) **RETAIL SIGNAGE**

D. 411,321 \* 6/1999 Norman ..... D20/11  
D. 435,867 \* 1/2001 Gibson ..... D20/10

(75) Inventors: **Michael Whittier; Jeremy A. Clark,**  
both of Minneapolis, MN (US)

\* cited by examiner

(73) Assignee: **Target Brands, Inc.,** Minneapolis, MN  
(US)

*Primary Examiner*—Marcus A. Jackson

(74) *Attorney, Agent, or Firm*—Faegre & Benson LLP

(\*\*) Term: **14 Years**

(57) **CLAIM**

The ornamental design for a retail signage, as shown and described.

(21) Appl. No.: **29/138,663**

(22) Filed: **Mar. 16, 2001**

**DESCRIPTION**

(51) **LOC (7) Cl.** ..... **19-08**

FIG. 1 is a view in perspective of a retail signage with the broken line showing for illustrative purposes only and forming no part of the claimed design.

(52) **U.S. Cl.** ..... **D20/10**

FIG. 2 is a front view of the retail signage of FIG. 1.

(58) **Field of Search** ..... D20/10, 39, 40,  
D20/41, 42, 43; 40/1, 584, 299, 591, 592,  
593, 605, 606, 607, 611, 612, 617, 624

FIG. 3 is a rear view of the retail signage of FIG. 1.

FIG. 4 is a top view of the retail signage of FIG. 1.

FIG. 5 is a bottom view of the retail signage of FIG. 1.

(56) **References Cited**

FIG. 6 is a side view of the retail signage of FIG. 1; and,

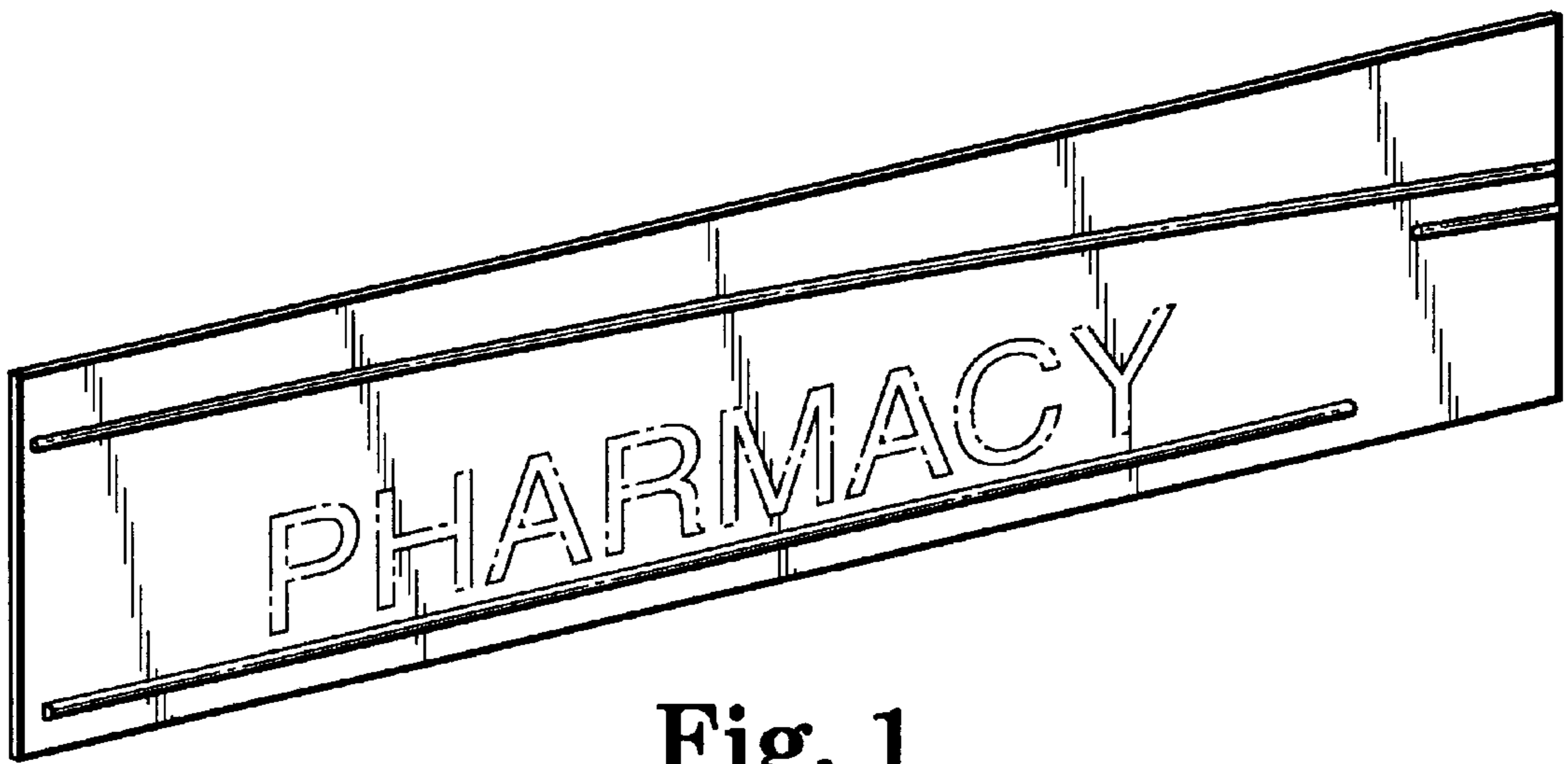
FIG. 7 is a side view of the retail signage of FIG. 1.

**U.S. PATENT DOCUMENTS**

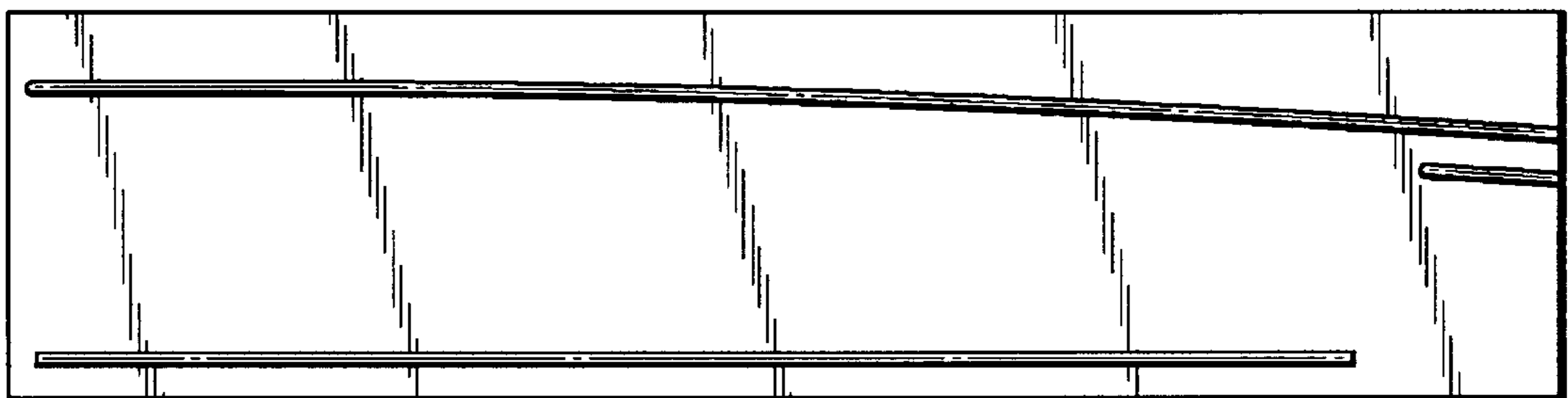
D. 336,932 \* 6/1993 Davis et al. .... D20/42

**1 Claim, 2 Drawing Sheets**

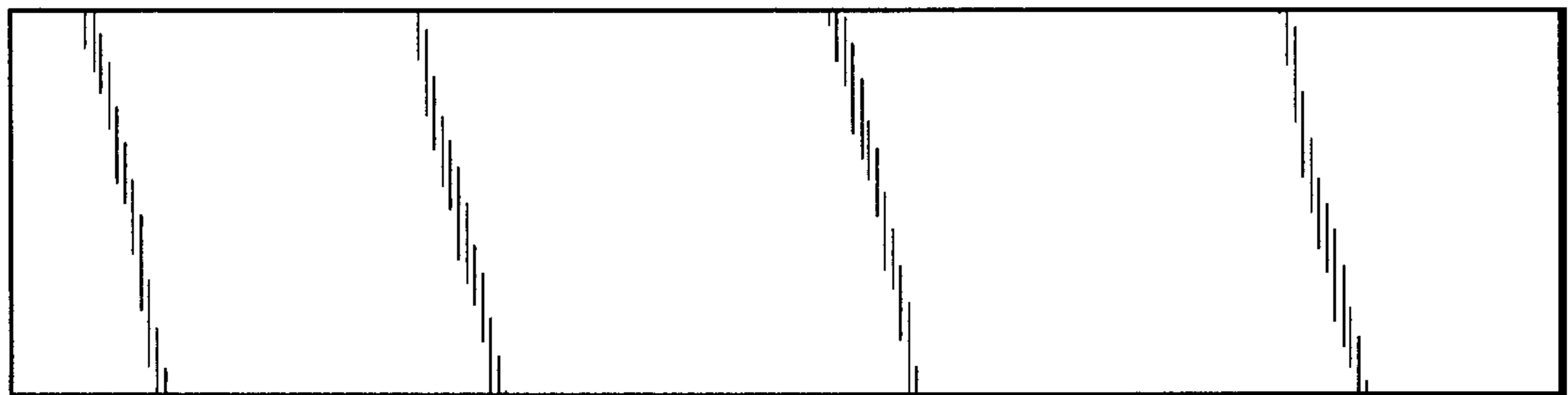




**Fig. 1**



**Fig. 2**



**Fig. 3**



**Fig. 4**



**Fig. 5**



**Fig. 6**



**Fig. 7**