



US00D450769B1

(12) **United States Design Patent**
Nishida

(10) **Patent No.:** **US D450,769 S**

(45) **Date of Patent:** **** Nov. 20, 2001**

(54) **MECHANICAL PENCIL**

(75) **Inventor:** **Tsuyoshi Nishida, Tokyo (JP)**

(73) **Assignee:** **Mitsubishi Pencil Co., Ltd., Tokyo (JP)**

(**) **Term:** **14 Years**

(21) **Appl. No.:** **29/142,279**

(22) **Filed:** **May 23, 2001**

(30) **Foreign Application Priority Data**

Nov. 24, 2000 (JP) 12-033545

(51) **LOC (7) Cl.** **19-06**

(52) **U.S. Cl.** **D19/49; D19/50; D19/51; D19/56**

(58) **Field of Search** **D14/411; D19/35, D19/36, 41-51, 53-58, 66, 81-85; 401/6, 7, 88, 99-117, 209, 17-24**

(56) **References Cited**

U.S. PATENT DOCUMENTS

- D. 353,397 * 12/1994 Banik D19/66
- D. 368,738 * 4/1996 Osada et al. D19/51
- D. 389,131 * 1/1998 Nagaoka D14/114
- D. 421,625 * 3/2000 Oka D19/49

- D. 421,770 * 3/2000 Sasaki D19/48
- D. 444,499 * 7/2001 Nakazawa D19/49
- 2,569,286 * 9/1951 Bunker 401/88 X

FOREIGN PATENT DOCUMENTS

1060402 2/2000 (JP) .

* cited by examiner

Primary Examiner—Martie K. Holtje

(74) *Attorney, Agent, or Firm*—Foley & Lardner

(57) **CLAIM**

The ornamental design for a mechanical pencil, as shown and described.

DESCRIPTION

FIG. 1 is a right front perspective view of a mechanical pencil showing my new design;
 FIG. 2 is a front elevational view;
 FIG. 3 is a right side elevational view;
 FIG. 4 is a rear elevational view;
 FIG. 5 is a left side elevational view;
 FIG. 6 is a top plan view;
 FIG. 7 is a bottom plan view; and,
 FIG. 8 is an enlarged cross-sectional view taken in the direction 8—8 in FIG. 2.

1 Claim, 2 Drawing Sheets




Fig. 1

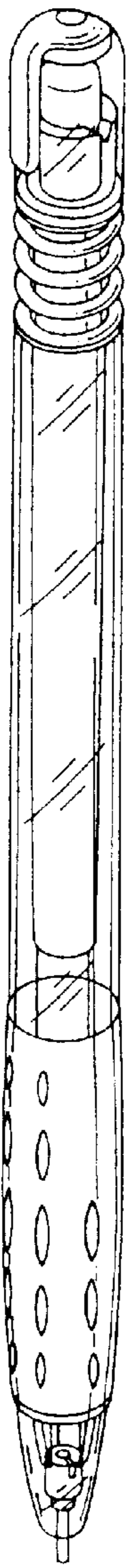


Fig. 2

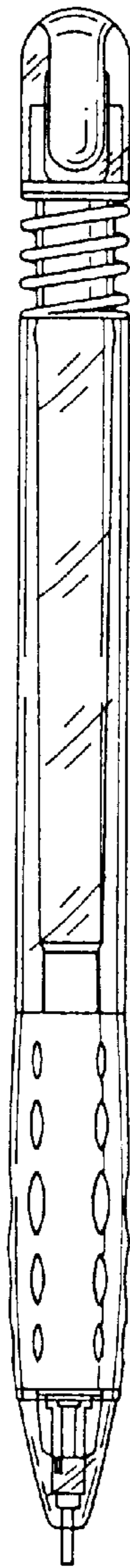


Fig. 3

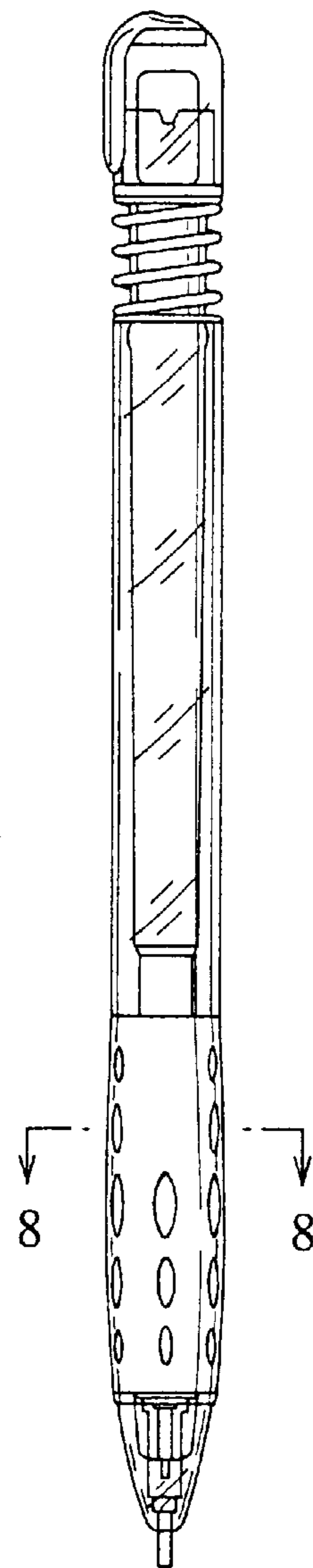


Fig. 4

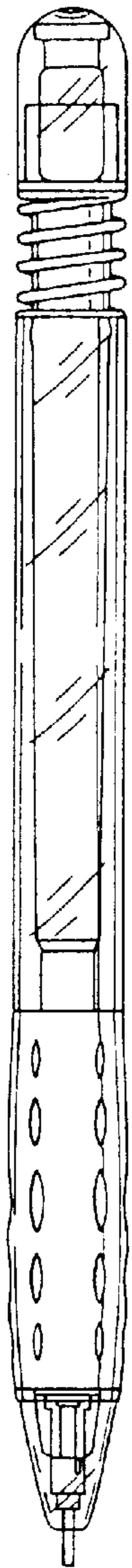


Fig. 5

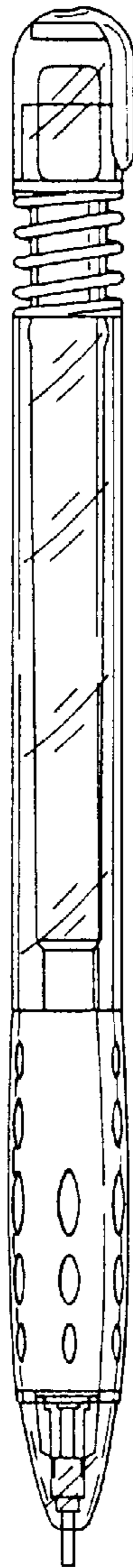


Fig. 6

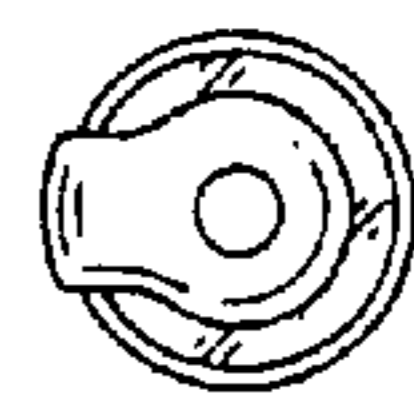


Fig. 7

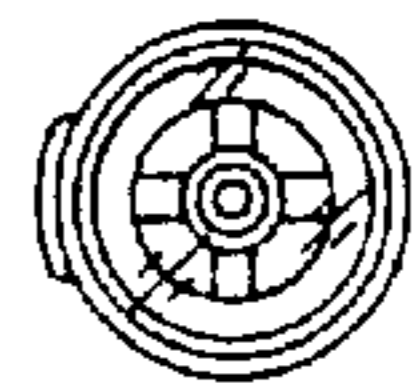


Fig. 8

