



US00D450767B1

(12) **United States Design Patent**
Itoh et al.

(10) **Patent No.:** **US D450,767 S**

(45) **Date of Patent:** **** Nov. 20, 2001**

(54) **CARTRIDGE PEN FOR ELECTRONIC
DISPLAY BOARD**

(75) Inventors: **Kazuo Itoh; Osamu Nagata**, both of
Aichi-ken; **Tsugio Okamoto, Kani;**
Osamu Takagi, Nagoya, all of (JP)

(73) Assignee: **Brother Industries, Ltd.**, Nagoya (JP)

(**) Term: **14 Years**

(21) Appl. No.: **29/124,271**

(22) Filed: **Jun. 5, 2000**

(30) **Foreign Application Priority Data**

Dec. 29, 1999 (JP) 11-36993

(51) **LOC (7) Cl.** **19-06**

(52) **U.S. Cl.** **D19/41; D19/51; D19/46**

(58) **Field of Search** **D14/342, 411;**
D19/35, 36, 41-51, 53-58, 81-85; 401/141,
217, 196-202, 261; 345/179, 180-183;
178/19.01-19.07, 18.01, 18.03

(56) **References Cited**

U.S. PATENT DOCUMENTS

D. 113,633 * 3/1939 Kahn D19/49

D. 129,159	*	8/1941	Dreyfuss	D19/49
D. 408,451	*	4/1999	Ido	D19/55
2,672,127	*	3/1954	Fehling	401/141
2,777,422	*	1/1957	Cofield	401/142
3,074,380	*	1/1963	Polishuk	401/206
3,459,484	*	8/1969	Abrams	401/206
6,064,374	*	5/2000	Fukuzaki	345/179
6,188,392	*	2/2001	OaConnor et al.	345/179

* cited by examiner

Primary Examiner—Martie K. Holtje

(74) *Attorney, Agent, or Firm*—Oliff & Berridge, PLC

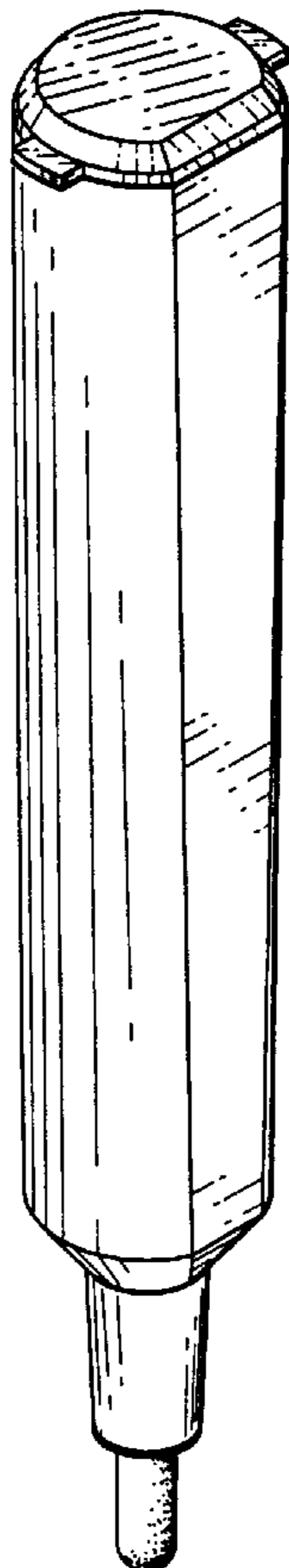
(57) **CLAIM**

The ornamental design for cartridge pen for electronic display board, as shown and described.

DESCRIPTION

FIG. 1 is a front view of the cartridge pen for electronic display board;
FIG. 2 is a rear view thereof;
FIG. 3 is a left side view thereof;
FIG. 4 is a right side view thereof;
FIG. 5 is a top view thereof;
FIG. 6 is a bottom view thereof; and,
FIG. 7 is a perspective view thereof.

1 Claim, 3 Drawing Sheets



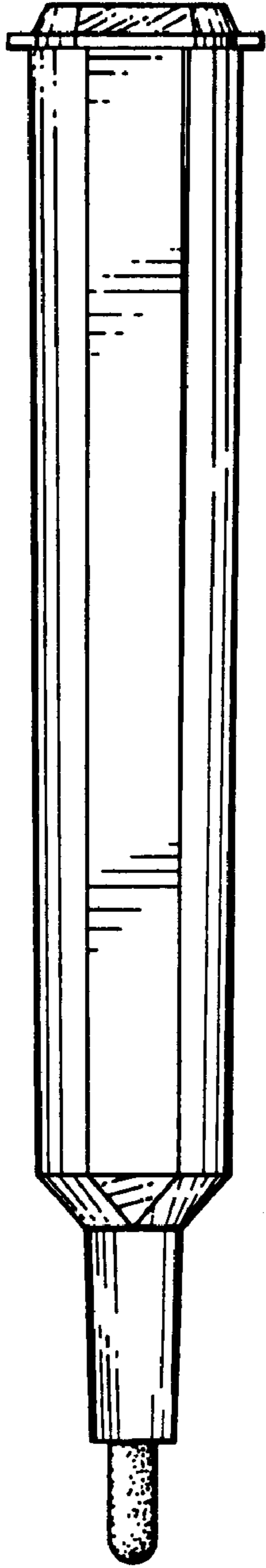


Fig. 1

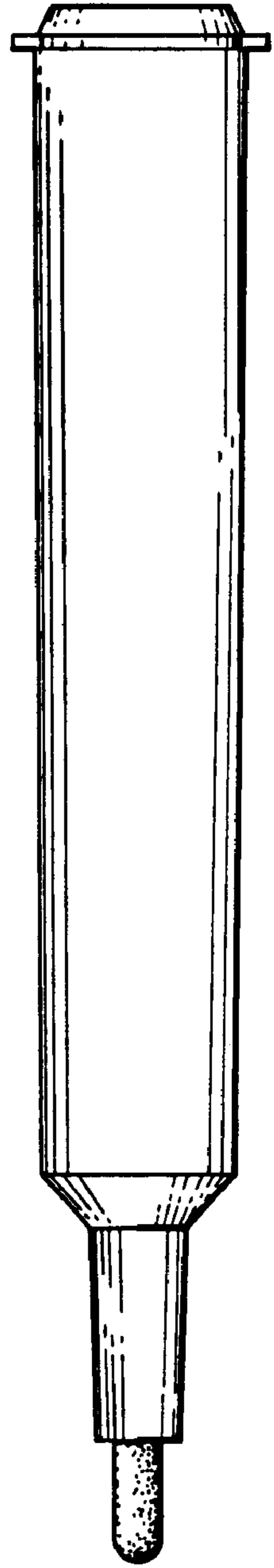


Fig. 2




Fig. 3




Fig. 4



Fig. 5

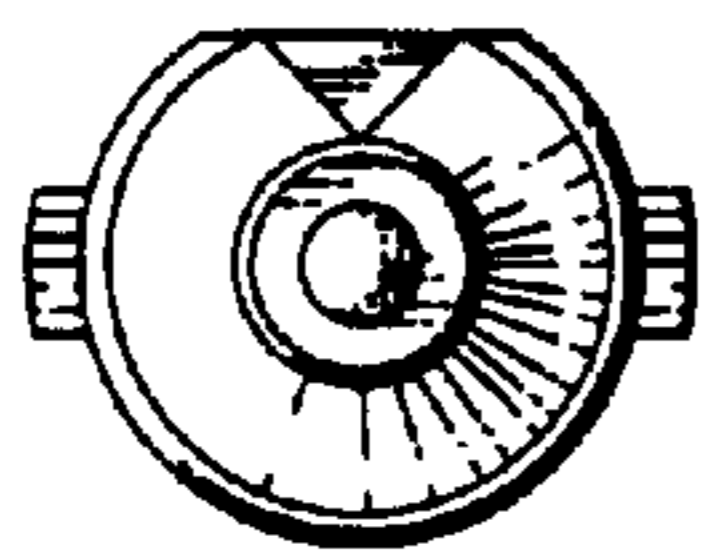


Fig. 6

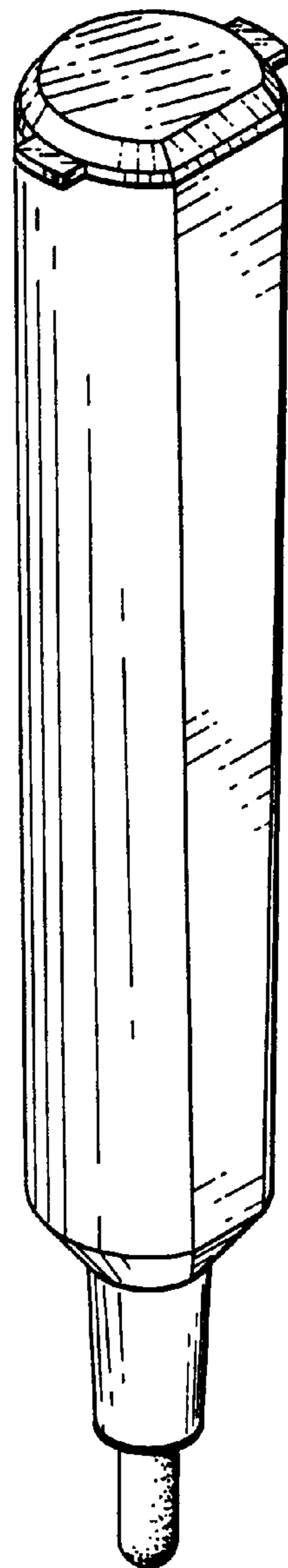


Fig. 7